


MUL



150005



TRAVANCORE
ADMINISTRATION REPORT

1115 M. E.

1939—1940 A. D.

[EIGHTY—FOURTH ANNUAL REPORT.]

20/02/52
00005

3675

TRIVANDRUM :
PRINTED BY THE
SUPERINTENDENT,
GOVERNMENT PRESS,
1941.

150005
33360

V222:15

H161

CONTENTS.

Map of Travancore.

Frontispiece.

CHAPTER I.

General.

| | PAGE |
|---|------|
| Situation and Area | 1 |
| Physical Features | " |
| Population | 2 |
| Distribution | " |
| Religion | 3 |
| Position of Women | " |
| Travancore compared with other States | " |
| Historical Sketch | " |
| The Calendar | 5 |
| The Currency | " |
| The Anchal | " |
| THE RULING FAMILY | " |
| TITLES CONFERRED BY HIS HIGHNESS THE MAHARAJA | 6 |
| STATUE OF HIS HIGHNESS THE MAHARAJA | " |
| VISIT OF HIS HIGHNESS THE MAHARAJ RANA OF DHOLPUR | 7 |
| THE SHASHTIABDAPURTHI OF THE DEWAN SACHIVOTTAMA SIR C. P. RAMASWAMI AIYAR | " |
| War Efforts | 8 |
| The British Representative | 9 |

CHAPTER II.

System of Government.

| | |
|-----------------------------|----|
| The Ruler | 10 |
| The Chief Executive Officer | " |
| Administration | " |
| Taxation | 11 |
| Application of Revenue | 12 |

THE LEGISLATURE

| | | |
|------------------------------|-----|----|
| Early Constitution | ... | " |
| The present Legislature | ... | 13 |
| The Sri Mulam Assembly | ... | 14 |
| The Sri Chitra State Council | ... | " |
| Franchise | ... | " |
| System of Voting | ... | 15 |
| Powers of the Legislature | ... | 16 |

CHAPTER III.

Finance.

| | | |
|--|-----|----|
| Revenue | ... | 18 |
| Expenditure | ... | 20 |
| <i>Chart showing the Revenue and Expenditure</i> | | |
| <i>Diagram showing the proportion of the Revenue Receipts of the State</i> | | |
| <i>Diagram showing the proportion of expenditure of the State</i> | | |
| Assets and Liabilities | ... | 23 |

CHAPTER IV.

Main Heads of Revenue.

LAND REVENUE

| | | |
|-----------------------------|-----|----|
| Basis of Land Rights | ... | 25 |
| Fixity of Rights | ... | " |
| Principles of Taxation | ... | " |
| Revenue Settlement | ... | 26 |
| Classification of Tenures | ... | " |
| Method of Assessment | ... | 27 |
| Form of Tax-payment | ... | " |
| Land Revenue Administration | ... | 28 |
| Extent of Cultivation | ... | " |
| Distribution of Land | ... | " |
| | ... | 29 |

CAPITAL REVENUE

| | | |
|--|-----|----|
| Sale Proceeds of Land | ... | - |
| Demand, Collection and Balance | ... | " |
| Coercive Action | ... | " |
| Revenue Cases | ... | " |
| Registry of lands | ... | 30 |
| Lands for Landless Classes | ... | " |
| Conversion of Dry Lands into Wet Lands | ... | 31 |
| Land Acquisition Work | ... | " |
| Agricultural Loans | ... | " |
| Markets | ... | " |
| Inspection of State Boundaries | ... | 32 |
| Land Records Maintenance | ... | " |
| Jamabandi | ... | " |
| | ... | 33 |

| | PAGE |
|-----------------------------------|------|
| Jennikaram Settlement | 33 |
| Ameliorative Measures | 34 |
| Miscellaneous | 35 |
| SURVEY | |
| Work of the Department | 35 |
| Special and Cadastral Surveys | 35 |
| Lithography of Maps | 36 |
| Survey Schools | 36 |
| Receipts and Expenditure | 36 |
| INCOME TAX | |
| Administration | 37 |
| Assessment Proceedings | 37 |
| Demand, Collection and Balance | 37 |
| Appeals and Revision Petitions | 37 |
| EXCISE DEPARTMENT | |
| SALT REVENUE | 37 |
| Control | 37 |
| System | 37 |
| Home Salt | 38 |
| Foreign Salt | 39 |
| Salt Consumption | 39 |
| Sale Prices of Salt | 40 |
| EXCISE REVENUE | |
| Sources of Revenue | 39 |
| Excise System | 39 |
| Abkari Policy | 41 |
| Abkari Contract | 39 |
| Arrack | 39 |
| Toddy | 42 |
| Tree Tax | 39 |
| Trees Tapped | 39 |
| Foreign Liquor | 43 |
| System of Sale of Opium and Ganja | 39 |
| Consumption of Opium and Ganja | 44 |
| Tobacco—System of Supply and Sale | 39 |
| Tobacco Consumption | 45 |
| Excise Offences | 39 |
| CUSTOMS REVENUE | |
| Import duty | 46 |
| Export duty | 47 |
| Duty on Matches | 48 |
| Receipts and Expenditure | 39 |

| | PAGE |
|---|------|
| FOREST REVENUE | |
| Historical Survey | 49 |
| Forest Policy | 50 |
| Reserved Forests | " |
| Reserved Lands and Fuel and Fodder Reserves | " |
| <i>Chart showing Forest Revenue and Charges and Forest Area</i> | |
| Working Plans | 51 |
| Exploitation of Timber | " |
| Minor Forest Produce | 52 |
| Elephants | " |
| Sylviculture | 53 |
| Forest Protection | 54 |
| Protection of Game | " |
| Miscellaneous | 55 |
| Director of Development | " |
| Research work | " |
| Demonstration | 56 |
| Engineering work | " |
| Rural Bridges | " |
| Wood Industry | " |
| Ascu treatment | 57 |
| Factory work | " |
| General scope of the department | " |
| Receipts and Expenditure | " |
| STAMPS | " |
| General | 58 |
| Manufacture of Stamps | " |
| Receipts and Expenditure | 59 |

CHAPTER V.

Justice and Crime.

| | |
|---------------------|----|
| JUDICIAL SYSTEM | 60 |
| Recruitment | 62 |
| Security of Service | " |
| Independence | " |
| CRIMINAL JUSTICE | " |
| Tribunals | " |
| CRIMES | " |
| Offences | " |
| Women Offenders | 63 |
| Juvenile Offenders | " |
| Public Servants | " |

CONTENTS

VII

| | PAGE |
|-------------------------------------|------|
| MAGISTRATES' COURTS | ... |
| Original Work | .. |
| Bench Magistrates' Courts | .. |
| Stipendiary Magistrates' Courts | .. |
| Appellate Work | 64 |
| Revisional Work | .. |
| SESSIONS COURTS | ... |
| Original Work | .. |
| Appellate Work | .. |
| Miscellaneous | 65 |
| HIGH COURT | ... |
| Referred Trials | .. |
| Appeals | .. |
| Miscellaneous | 66 |
| EXTRADITION | ... |
| CIVIL JUSTICE | ... |
| Number of Civil Courts | .. |
| Civil Litigation in General | 67 |
| ORIGINAL LITIGATION | ... |
| Original Work | .. |
| Village Panchayat Courts | .. |
| Munsiffs' Courts | .. |
| District Courts | .. |
| Execution of Decrees | .. |
| Miscellaneous | 70 |
| APPELLATE JURISDICTION | ... |
| District Courts | .. |
| High Court | .. |
| Quality of Work of the Lower Courts | .. |
| Government Suits and Appeals | .. |
| Finance | 73 |
| DEBT CONCILIATION BOARDS | ... |
| General | .. |
| Progress of work | .. |
| CHAPTER VI. | |
| The Legislature. | |
| Meetings | .. |
| Enactments | .. |
| Pending Official Bills | .. |
| Pending Private Bills | 79 |

| | PAGE |
|---|------|
| Financial Business | 80 |
| Questions | " |
| Resolutions | " |
| Miscellaneous | " |
| CHAPTER VII. | |
| Protection. | |
| POLICE | |
| General | 82 |
| Strength, Recruitment and Discipline | 83 |
| Rewards | " |
| Health and Education | " |
| Crimes | " |
| Counterfeiting Coins and Currency Notes | 84 |
| Detection and Prevention of Crime | " |
| Habitual Criminals—Prevention | " |
| Security for good behaviour | 85 |
| Criminal Intelligence Bureau | " |
| Finger Print Bureau | " |
| Special Branch Enquiry and Records | " |
| Motor Traffic—Early History | 86 |
| Registration of Motor Vehicles | 87 |
| Public Conveyance | " |
| Motor Accidents | 88 |
| Hackney Carriages | " |
| Finance | " |
| ARMY | 89 |
| General | " |
| Strength | " |
| Reorganisation | " |
| Recruitment | " |
| Attachments | 90 |
| Training | " |
| Health of the Forces | " |
| Receipts and Expenditure | " |
| ARMS AND AMMUNITION | " |
| JAILS—THE CENTRAL PRISON | 91 |
| Strength | " |
| Convicted Prisoners | " |
| Discipline | 92 |
| Education of Convicts | " |
| Health and Mortality | " |
| Miscellaneous | 93 |

| | PAGE |
|--------------------------------|------|
| Cost of Maintenance | .. |
| Receipts and Expenditure | .. |
| LOCK-UPS | .. |
| REGISTRATION | 94 |
| Registry Offices | .. |
| Number of Documents Registered | .. |
| Value of Transactions | .. |
| Classes of Documents | 95 |
| Chitties | 96 |
| Receipts and Expenditure | .. |
| WEIGHTS AND MEASURES | .. |

CHAPTER VIII.

Production and Industry.

| | | |
|--|----|-----|
| SEASON AND RAINFALL | .. | 97 |
| AGRICULTURE | .. | .. |
| General | .. | .. |
| <i>Rainfall Chart</i> | .. | .. |
| Note-worthy changes | .. | 98 |
| General Agricultural conditions | .. | .. |
| Research—Plant Pathology | .. | 99 |
| Manures | .. | .. |
| Demonstration and Propaganda | .. | 100 |
| CROPS—Paddy | .. | 101 |
| Cocoanut | .. | .. |
| Tapioca | .. | .. |
| Pepper | .. | 102 |
| Sugar-cane | .. | .. |
| Other Crops | .. | 103 |
| Tobacco | .. | .. |
| Fruit Culture | .. | 104 |
| Control of Plant Pests and Plant Diseases | .. | .. |
| Cattle Breeding | .. | .. |
| Poultry Farming and Apiculture | .. | 105 |
| Agricultural Education and Agricultural Colonies | .. | 106 |
| Veterinary Aid | .. | .. |
| Marketing | .. | 107 |
| Receipts and Expenditure | .. | 108 |
| INDUSTRIES AND GEOLOGY | .. | .. |
| MINERALS | .. | .. |
| Prospecting | .. | .. |
| Mineral Exports | .. | 109 |

| | PAGE |
|--|------|
| INDUSTRIES | 109 |
| Industrial Engineering | " |
| Ceramic Factory, Kundara | " |
| Sugar Manufacture | 110 |
| Paper Manufacture | " |
| Miscellaneous Industries | 111 |
| New Schemes | " |
| S. M. R. V. Technical Institute, Nagercoil | 112 |
| Government School of Commerce, Alleppey | " |
| Madras Government Technical Examinations | " |
| Industrial Schools | 113 |
| Miscellaneous | " |
| Receipts and Expenditure | 114 |
| FACTORIES AND LABOUR | " |
| Labour Commissioner | 115 |
| The Factories Act | " |
| The Trade Disputes Act | " |
| The Mines and Minerals Act | 116 |
| The Travancore Women's Compensation Act | " |
| The Trade Union's Act | " |
| Trade and Labour conditions | 117 |
| ECONOMIC DEVELOPMENT BOARD | 118 |
| Constitution and strength of the Board | " |
| Meetings | 119 |
| Travancore Economic Journal | " |
| Expenditure | " |
| JOINT STOCK COMPANIES | " |
| Number and Nature of Companies | " |
| Total Capital | 121 |
| Certified Auditors | " |
| Inspection | " |
| Prosecutions | " |
| Foreign Companies | 122 |
| Receipts and Expenditure | " |
| CO-OPERATIVE DEPARTMENT | " |
| General | " |
| <i>Chart showing the Progress of the Co-operative Movement in number of societies and membership</i> | |
| <i>Chart showing the Financial Progress of the Co-operative Movement</i> | |

CONTENTS

XI

| | PAGE |
|--|------|
| Number and Nature of Societies | 123 |
| Membership | " |
| Finances | 124 |
| Reserve Fund | " |
| Loans | 125 |
| The Central Co-operative Bank | " |
| Urban Banks | " |
| Taluk Banks | 126 |
| Agricultural Societies | " |
| Non-Agricultural Societies | " |
| Women's Societies | " |
| Kettuthengu Deposit System | " |
| Non-credit Activities | 127 |
| Societies for Backward Communities | " |
| Disputes and Litigation | " |
| Non-official Supervision | " |
| Inspection and Audit | 128 |
| Cost of Working the Co-operative Societies Act | " |
| PATENTS AND DESIGNS | " |
| UPLIFT OF BACKWARD COMMUNITIES | " |
| General | 129 |
| Assignment of lands on concessional terms | " |
| Colonies | 130 |
| Educational Concessions | " |
| Hostels, Orphanages, etc. | " |
| General Ameliorative Work | " |
| Expenditure | 131 |

CHAPTER IX.

Public Works.

THE PUBLIC WORKS DEPARTMENT

| | |
|---|-----|
| Outlay | 132 |
| Communications | " |
| <i>Diagram showing Public Works Expenditure</i> | |
| Ryots' Roads | 133 |
| Buildings | 134 |
| Irrigation—Protective | " |
| Productive Irrigation - The Kodayar Irrigation System | " |
| Establishment | " |
| P. W. D. Workshops | 135 |
| Receipts | " |
| Maramat Works | " |

RAILWAYS

WATER WORKS AND DRAINAGE ENGINEERING
DEPARTMENT

| | | |
|--|-----|-----|
| The Willingdon Water Works, Trivandrum | ... | 138 |
| Mofussil Water Works | ... | 138 |
| Nagercoil Water Supply Scheme | ... | 138 |
| Alleppey Water Works | ... | 138 |
| Shencotta Water Works | ... | 138 |
| Trivandrum Drainage Scheme | ... | 138 |

ELECTRICAL DEPARTMENT

| | | |
|---------------------------------------|-----|-----|
| General | ... | 139 |
| The Pallivasal Hydro-Electric Project | ... | 139 |
| Trivandrum Electric Supply | ... | 141 |
| The Nagercoil Electric Supply | ... | 141 |
| The Shencotta Electric Supply | ... | 141 |
| The Trunk Telephone | ... | 142 |
| The Trivandrum Telephone Exchange | ... | 142 |
| Radio Broad Casting Scheme | ... | 142 |

CHAPTER X.

Commerce.

TRADE

| | | |
|-------------------|-----|-----|
| Value of Trade | ... | 143 |
| Carriage of Trade | ... | 143 |
| Imports | ... | 143 |
| Exports | ... | 144 |

PORTS

| | | |
|--------------------------|-----|-----|
| General | ... | 145 |
| Situation of Ports | ... | 145 |
| Alleppey Port | ... | 145 |
| Weather | ... | 146 |
| Shipping | ... | 146 |
| Receipts and Expenditure | ... | 147 |

THE COCHIN HARBOUR

CHAPTER XI.

Medical Relief, Public Health and Vital Statistics.

MEDICAL DEPARTMENT

| | | |
|-----------------------|-----|-----|
| System of Medical Aid | ... | 150 |
| Medical Institutions | ... | 150 |
| Medical Officers | ... | 150 |
| Medical Relief | ... | 151 |
| Child Welfare | ... | 151 |

| | PAGE |
|--|------|
| Nursing Staff | ... |
| Medical Education | 152 |
| General Hospital, Trivandrum | ... |
| Women and Children's Hospital, Trivandrum | ... |
| Ophthalmic Hospital, Trivandrum | ... |
| Hospital for Mental Diseases, Trivandrum | 153 |
| Leper Colony, Noornad | ... |
| Miscellaneous | ... |
| Expenditure | ... |
| AYURVEDA DEPARTMENT | 154 |
| General | ... |
| Ayurveda Hospitals and Dispensaries | ... |
| Relief | ... |
| The Government Ayurveda Hospital and Dispensary, Trivandrum | 155 |
| Ayurveda College | ... |
| Ayurveda High Schools | 156 |
| Ayurveda Pharmacy and the Botanical Garden | ... |
| Receipts and Expenditure | ... |
| PUBLIC HEALTH DEPARTMENT | 157 |
| General | ... |
| Formation of the Public Health Department | ... |
| <i>Graph showing Birth Rate</i> | 158 |
| Vital Statistics | ... |
| Diseases | 159 |
| <i>Graph showing Death Rate</i> | ... |
| <i>Diagram showing Deaths from Principal Causes</i> | ... |
| Small pox and Vaccination | 160 |
| Plague | ... |
| Malaria | ... |
| Typhoid | 161 |
| Health Unit at Neyyattinkara | ... |
| Maternity and child welfare work | 162 |
| School Medical Inspection | ... |
| Public Health Education | 163 |
| Rural Sanitation | ... |
| Receipts and Expenditure | ... |
| Public Health Laboratory | 164 |

CHAPTER XII.

Public Instruction.

| | |
|----------------------|-----|
| Historical Survey | ... |
| Educational System | 167 |
| • Educational Policy | 168 |

| | PAGE |
|---|------|
| THE UNIVERSITY OF TRAVANCORE | 169 |
| Sallent Features | " |
| Institutions and Strength | " |
| Convocation | 170 |
| The Central Research Institute | " |
| Physical Education and the University Labour Corps | 171 |
| Oriental Studies | 172 |
| Finance | " |
| EDUCATION DEPARTMENT | |
| Progress of Education | |
| <i>Diagram showing Number of Educational Institutions.</i> | |
| <i>Diagram showing number of Pupils under Instruction</i> | |
| General Statistics | 172 |
| English Schools | 173 |
| Malayalam and Tamil Schools | 174 |
| Special Schools | 175 |
| Training Schools | " |
| Technical Schools for Girls | " |
| Reformatory School | " |
| Sanskrit Schools | 176 |
| Other Special Schools | " |
| Education of Special classes | " |
| Special Schools for Kshatriyas | " |
| Special School for Malayala Brahmins | 177 |
| Education of Mahomedans | " |
| Education of Backward Communities | 178 |
| Miscellaneous | " |
| Hostels and Boarding Houses | " |
| Orphanages | " |
| Libraries and Reading Rooms | " |
| Scouting | 179 |
| Scholarships, Stipends and Endowments | " |
| Fee Concessions | " |
| <i>Diagram showing Educational Receipts and Expenditure</i> | |
| Examinations | 180 |
| Receipts and Expenditure | " |

CHAPTER XIII.

Local Self-Government.

| | |
|---|-----|
| History | 181 |
| Number, Composition, Area and Population of Municipalities. | 182 |
| Council Meetings | " |
| Vital Statistics and Public Health | " |

| | PAGE |
|-----------------------|------|
| Vaccination | 183 |
| Prosecutions | " |
| Finance | " |
| Miscellaneous | " |
| Incidence of Taxation | " |
| Village Panchayats | 184 |
| Village Unions | " |

CHAPTER XIV.

Hindu Religious and Charitable Institutions.

| | |
|--|-----|
| General | 185 |
| Devaswoms—Major, Minor and Petty | 186 |
| Verification of Valuables in Devaswoms | " |
| Devaswom Works | 187 |
| The Sri Chitra Central Hindu Religious Library | " |
| Working of the Hindu Religious Endowments Act | " |
| Personal Deposit Devaswoms | 188 |
| Instructional Institutions | " |
| Devaswom Fund | " |
| Miscellaneous | 198 |
| Expenditure | " |

CHAPTER XV.

Miscellaneous.

| | |
|---|-----|
| ANCHAL (State Postal Department) | 190 |
| Early History | " |
| Anchal Offices and Letter Boxes | " |
| Articles Posted | 191 |
| Delivery of Articles | " |
| Value Payable and Insured Articles | " |
| Hundi business | 192 |
| Savings Bank | " |
| Dead Letter Office | " |
| Anchal Mail Lines | " |
| Receipts and Expenditure | 193 |
| THE TRANSPORT DEPARTMENT | " |
| Extensions and Readjustments of service | " |
| Parcels and Goods Transport | " |
| Mileage, Fare and Traffic | " |
| Amenities to Passengers | " |
| Miscellaneous | 194 |
| Receipts and Expenditure | " |

| | PAGE |
|--|------|
| THE MINT | 195 |
| General | " |
| Control | " |
| Minting | " |
| Receipts and Expenditure | " |
| Coins in Circulation | 196 |
| GOVERNMENT PRESS | 197 |
| General | " |
| Machinery and Plant | " |
| Out-turn | " |
| Gazette | 198 |
| STATIONERY | " |
| PRESSES AND PUBLICATIONS | 199 |
| Newspapers and Periodicals | " |
| Department of Information | " |
| ARCHEOLOGICAL DEPARTMENT | 200 |
| General | " |
| Work done—Epigraphy | " |
| Ancient works of Art | 201 |
| Mural Paintings | " |
| Megalithic Monuments | " |
| Conservation | 202 |
| Excavation | " |
| Archaeological Museum | " |
| Publication | " |
| Expenditure | 203 |
| MUSEUM AND PUBLIC GARDENS | " |
| General | " |
| Museum | " |
| Zoo | 204 |
| Receipts and Expenditure | " |
| SRI CHITRALAYAM | " |
| Additions | 205 |
| Library | " |
| THE SRI CHITRA HOME FOR THE DESTITUTE AND THE INFIRM | " |
| THE PUBLIC SERVICE | 206 |
| CENSUS OF 1941 | 208 |
| NEW CHURCHES AND MOSQUES | " |

XVII

| | PAGE. |
|---|-------|
| STATE LIFE INSURANCE—Public Branch | 208 |
| General | ” |
| Proposals | 209 |
| Policies | ” |
| Claims | ” |
| Cash loans | ” |
| Receipts and payments | ” |
| Funds | ” |
| Expense Ratio | 210 |
| STATE LIFE INSURANCE—Government Servants' Branch | ” |
| General | ” |
| Proposals | ” |
| Policies | ” |
| Claims | ” |
| Loans against Policies | 211 |
| Receipts and Expenditure | ” |
| STATE SAVINGS BANK | ” |
| General | ” |
| <i>Chart showing Progress in the Number of Savings Bank</i> | |
| <i>Depositors</i> | ” |
| <i>Chart showing Balance under Savings Bank Deposits</i> | ” |
| Limit of Deposits | 212 |
| Interest | ” |
| Volume of Business | 213 |
| STATE PROVIDENT FUND | ” |
| GLOSSARY | 215 |
| INDEX | 219 |

CONTENTS

XVII

PAGE.

208

209

210

211

212

213

214

215

216

217

218

219

220

221

222

223

224

225

226

227

228

229

230

231

232

233

STATE LIFE INSURANCE—Public Branch

General

Proposals

Policies

Claims

Cash loans

Receipts and payments

Funds

Expense Ratio

STATE LIFE INSURANCE—Government Savings Branch

General

Proposals

Policies

Claims

Loans against Policies

Receipts and Expenditures

STATE SAVINGS BANK

General

Chart showing Progress in the Number of Savings Bank

Depositors

Chart showing Progress in the Number of Savings Bank

Deposits

Limit of Deposits

Interest

Volume of Business

STATE PROVIDENT FUND

GLOSSARY

INDEX



CHAPTER I.

GENERAL

(M. E. 1115-17th August 1939—16th August 1940.)

Travancore (Malayalam—*Tiruvitamkur*) is the southernmost Indian State and occupies the south-west portion of the Indian peninsula. It forms an irregular triangle,

Situation and area. with its apex at Cape Comorin, between $8^{\circ}4'$ and $10^{\circ}22'$ North Latitude and between $76^{\circ}13'$ and $77^{\circ}38'$ East Longitude. Travancore is bounded on the north by the State of Cochin and the British District of Coimbatore. The British Districts of Madura, Ramnad and Tinnevely constitute its eastern boundary and on the west and south lie the Arabian Sea and the Indian Ocean. Travancore has an area of 7621.75 square miles, its extreme length from north to south being 174 miles and its extreme width, 75 miles.

The Western Ghats form a continuous mountain chain of varying altitude from north to south, isolating Travancore from the Madras Presidency on the east

Physical Features. and conferring a distinctiveness on its history and culture. From the mountain heights walling-in the State on the eastern

boundary the country undulates to the west over hills of dense vegetation till it reaches the cultivated plains which skirt the backwaters and the Arabian Sea. Extensive tea and cardamom plantations have sprung up on most of the higher elevations; pepper, rubber, ginger and turmeric flourish in the lesser uplands: and in both regions there are reserved forests of valuable timber, both of virgin growth and of scientific planting. There are stretches of paddy cultivation terraced along the valleys, and paddy cultivation is also extensively carried on in the irrigated areas towards the south in Nanjinad and Edanad and in the fens and the backwater reclamations in the north. The broad coast-belt and the shores

of the back waters are covered with dense cocoanut plantations, while all over the plains are grown in addition, around homesteads, a variety of trees such as the areca, the jack, the mango, the tamarind and the cashewnut. Tapioca is cultivated almost everywhere in the lower levels and the raising of yams, beans and gram is considerable. The State reserved forests cover an extent of slightly less than a third of the entire area and are well timbered with teak, blackwood, ebony, jack, *anjili*, etc. The elephant, the leopard, the tiger, the bison, the bear, the sambur and a variety of small game are plentiful in the forests. Among the characteristic features of the country are the broad lagoons or backwaters forming a cheap highway for traffic from the extreme north as far south as Trivandrum, connected by navigable canals along the entire littoral, and numerous streams and rivers flowing westward to the sea. Extremes of temperature are unknown in the low country, the prevailing characteristic of which is a warm humidity. But the country cools as it climbs to the bracing heights of Peermade, the Cardamom Hills, the High Ranges and the Ponmudi Hills. Travancore receives a share of both the south-west and the north-east monsoons, the former in a larger measure than the latter. The south-west monsoon begins about the middle of Edavam (May-June) and the north-east monsoon commences in the month of Thulam (October-November). The rainfall is generally heavy, averaging about 89 inches *per annum*. Rice, fish and tapioca form the staple food of the people.

The population of the State, according to the decennial census taken in 1931, was 5,095,973 (2,565,073 males and 2,530,900 females), which was an increase

**Population.* of 27 per cent. over the figure at the previous census in 1921, *viz.*, 4,006,062. There was thus in 1931 an average density of 668 persons to the square mile. If it is calculated on the land available for cultivation, it rises to 1,072 persons per

Distribution. square mile. The principal towns are Trivandrum (the capital), Nagercoil, Quilon,

* According to the provisional figures of the Census of 1941 the population of the State stands at 6,070,790 (3,045,459 males and 3,025,331 females).

The number of literates per 100 of the population is 47.7. For males the percentage of literacy is 58.5 and for females 36.7.

Kottayam, Alleppey, Changanacherry, Tiruvella, Kayenculam, and Colachel. Villages and village life such as may be observed outside the State are practically unknown except in parts of South Travancore. Elsewhere, the conditions are rural or semi-rural and the people live in detached homesteads, each nestling in its own tree-planted and walled-in garden. Hinduism, the religion of the Ruling

Religion. Family, is the predominant religion; and its followers, divided into various caste groups, constituted nearly two-thirds (3,134,888) of the entire population at the census of 1931 while the denominations of Christians, including the Syrian Christians, represented nearly one-third (1,604,475), and the Mahomedans nearly one-fourteenth (353,274). The Hindus have increased by 22·9 per cent., the Christians by 36·8 per cent. and the Mahomedans by 30·6 per cent. during the last decennial period. There has long existed in the State a small body of European and American residents and their number was 724 in 1115.

Position of Women. Except among a small section of the population, the *purdah* system is unknown in Travancore. Women generally enjoy great freedom in the State, and this coupled with their general education has brought about their active participation in affairs.

Travancore occupies in population the third place among the Indian States. Hyderabad which is nearly eleven times as large as Travancore is only about thrice as populous. Mysore, Gwalior and the neighbouring Colony of Ceylon are nearly four times as extensive, but their population is, respectively, about one and one-third and three-fourths of and the same as that of Travancore. Baroda, though nearly of the same area, has only about one-half of its population.

The early history of Travancore is in great part shrouded in tradition; but there is little doubt that the Maharaja is the representative of the Chera dynasty, one of the three great Hindu dynasties which exercised sovereignty at one time in South

Historical Sketch. India. In later times, the country now comprised in Travancore consisted of four or five separate States, the most important of which were Attingal, Venad and Desinganad and it was with these that the Portuguese, the Dutch,

the Danes, and the English first had relations. The English first settled at Anjengo which they obtained on a grant from the Queen of Attingal in 1684. Marthanda Varma, the son of the Queen of Attingal, became in 1729 the *Adhipathi* of Venad. He succeeded in crushing the *Ettuvetil Pillamars*, the feudal chieftains of eight *desams*, who had striven against the power of the Rajas for over a century. Thereafter he grew in strength and power and, having amalgamated the Attingal State with Venad on a treaty engagement that none but the offspring of the Ranis of Attingal shall succeed to the rulership of the amalgamated State, he proceeded on a campaign of conquest with his minister Ramayyan *Dalawa* and the Venad *Valia Capittan*, Eustachius Benedictus DeLannoy, a Flemish soldier who had been captured in a fight with the Dutch and whom the Raja had befriended and raised to that high position. By the time of Martanda Varma's death in 1758, practically the whole of modern Travancore had been brought under his sway. He established order, settled the country and dedicated it to Sri Padmanabhaswami, and he and his successors, Rajas or Ranis of Travancore, have since ruled as the *Dasas* or *Sevinis* of the Deity. In the wars in which the East India Company were engaged in the Carnatic and in Mysore in the eighteenth century, the Travancore State rendered military assistance to the Company. Travancore was reckoned as one of the staunchest allies of the British power and was included in the treaty made in 1784 between the East India Company and the Sultan of Mysore. In view of the protection of the State from possible inroads by Tippu Sultan, an arrangement was come to in 1788 with the East India Company, and in 1795 a formal treaty was concluded by which the Company agreed to protect Travancore from all foreign enemies. In 1805, a new treaty was signed and the annual payment for a British subsidiary force was fixed at eight lakhs of British rupees. The history of the State has been one of steady development and well-ordered progress under a succession of able and enlightened rulers. His Highness Sri Chitra Tirunal, the present Maharaja, has sedulously adhered to the traditions of his House, and has signalised his reign by a Proclamation throwing open the temple of Sri Padmanabhaswami and all the temples under his control and the temples under Government control to all Hindus including those hitherto described as untouchable and backward classes—a

reform which has evoked universal commendation and gratitude not only within the State, but all over the world.

The official year in Travancore is reckoned according to the Malabar Era or the *Kollam* Era said to date from the rebuilding of *Kollam* or Quilon 1115 years ago.

The Calendar. The year begins about the middle of August.

The twelve months are named after the zodiacal signs, the longest month having 32 days and the shortest 29 days. There is no leap year as in the Gregorian Calendar.

Travancore has its own coinage of the silver *fanam* (2.25 annas), the copper *chackram* (6.74 pies) and the *cash* (0.42 pie). It has been issuing also its own

The Currency. silver coin formerly called half-rupee but now called the "Chitra" (14 *chackrams*) and a coin formerly called quarter-rupee (7 *chackrams*). The British Indian silver and nickel coins and currency notes are also in free circulation. The "Chitra" coins and the British Indian half-rupee are legal tender for an unlimited amount.

The State has its own postal service, known as the Anchal, and issues its own stamps. Its

The Anchal. Anchal offices also transact savings bank business and issue *hundies* or money orders.

The Ruling Family.

His Highness Sri Padmanabha Dasa Vanchi Pála Sir Bala Rama Varma Kulasekhara Kiritapati Manney Sultan Maharaja Raja Ramaraja Bahadur Shamsher Jang, Knight Grand Commander of the Most Eminent Order of the Indian Empire, Maharaja of Travancore, was born on the 7th November 1912, and his succession to the *Musnad* was recognised by the British Government on the 1st September 1924. His Highness was invested with ruling powers on the 6th November 1931 (20th Thulam 1107). His Highness the Maharaja is entitled to a salute of nineteen guns, and to twenty-one guns within the State. The *Marumakkathayam* law governs the succession to the *Musnad* which, further, is confined to the offspring of the Attingal Ranis. Her Highness the Senior Maharani (born on the 19th November 1895) and Her Highness Maharani Setu Parvati Bayi (born on the 8th November 1896) were adopted into the family on the 31st August 1900. His

Highness the Maharaja is the eldest son of Her Highness Maharani Setu Parvati Bayi. A daughter, the First Princess (Kartika Tirunal) was born to Her Highness on the 17th September 1916 and a second son, the Elaya Raja on the 22nd March 1922. A daughter, the Second Princess, (Uthram Tirunal) was born to Her Highness the Senior Maharani on the 30th December 1923 and a second daughter, the Third Princess, (Kartika Tirunal) was born to Her Highness on the 23rd October 1926. A son (Avittam Tirunal) was born to the First Princess (Kartika Tirunal) on the 5th January 1938 and a daughter (Bharani Tirunal) was born to the Second Princess (Uthram Tirunal) on the 15th February 1940.

Titles conferred by His Highness the Maharaja.

In connection with the birthday of His Highness the Maharaja in November 1939, His Highness was pleased to confer the title of *Rajyasevapravina* on Mr. G. Parameswaran Pillai, Judge, High Court, on other duty as Federation Special Officer. His Highness has also been pleased to award the Maharaja's Medal (Gold) to Miss A. T. Martin, Surgeon, Women and Children's Hospital, Trivandrum, and Mr. S. C. H. Robinson, Game Warden.

Statue of His Highness the Maharaja.

An important event of the year was the unveiling of a statue of His Highness the Maharaja in Trivandrum. The statue was erected by public subscription in commemoration of the famous Temple Entry Proclamation which has been warmly welcomed both in and outside the State. The appeal of the public committee constituted to collect subscriptions had a hearty response and all classes of people liberally subscribed, the amount so collected being Rs. 1,15,200. The bronze statue in heroic size ($13\frac{1}{2}$ feet) and the bas-relief which adorns the pedestal have cost only Rs. 28,500 and the balance has been entrusted to Government as the "Temple Entry Proclamation Memorial Fund" the income from the endowment being utilised for awarding scholarships to students belonging to Hindu backward communities. The statue was made by the well-known Indian Sculptor Mr. Deviprasad Roy Chowdhury and it was cast in Italy by a famous firm of sculptors. The foundation stone of the pedestal of the statue was laid by His Highness the Maharaja of Bikaner on the 26th

January 1939 and the statue was unveiled by His Highness the Maharaj Rana of Dholpur on the 5th Karkatakam 1115/20th July 1940.

Visit of His Highness the Maharaj Rana of Dholpur.

Lt. Col. His Highness Rais-ud-Daula Sipahdar-ul-Mulk Saramad Rajhai Hind Mahrajadhiraj Sri Sawai Maharaj Rana Sir Udai Bhan Singh Lokindra Bahadur Diler Jang Jai Deo, G. C. I. E., K. C. S. I., K. C. V. O., Ruler of Dholpur, accompanied by Her Highness the Maharani Saheb, Sardars and ladies, visited the State in the third week of July 1940. Their Highnesses and party arrived at Alwaye at noon on the 18th July and drove on to Trivandrum halting for tea at Kottayam. They reached the State Guest House, Trivandrum, at 8-15 p.m. His Highness the Maharaja of Travancore and His Highness the Maharaj Rana of Dholpur exchanged visits soon after arrival.

Their Highnesses stayed in the State till the 24th July and went through a busy programme, including the unveiling of the Statue of His Highness the Maharaja of Travancore mentioned above.

His Highness the Maharaj Rana visited various institutions and places of interest in Trivandrum and in other parts of the State and attended a joint session of the two Houses of the Travancore Legislature.

His Highness the Maharaj Rana of Dholpur and party left Trivandrum by train at 9 p. m. on the 24th July 1940.

**The Shashtiabdapurti of the Dewan Sachivottama
Sir C. P. Ramaswami Aiyar.**

The Shashtiabdapurti of Sachivottama Sir C. P. Ramaswami Aiyar was celebrated throughout the State on the 24th Thulam 1115, the prominent features of the celebration being public meetings, processions, feeding of the poor and offering of prayers in religious institutions. The Dewan was the recipient of many addresses from the various communities and institutions in the State. In commemoration of this event several charitable and other institutions of public utility have been brought into existence or are nearing completion, practically throughout the State, by means of voluntary contributions from the public, the most prominent among

them being a Satrom and an English High School at Trivandrum, public parks at Kottayam, Nagercoil, Marthandom and Attingal, additional facilities in hospitals like the opening of maternity wards, town halls and libraries and reading rooms in several mofussil centres.

War Efforts.

On the declaration of war in September 1939, His Highness the Maharaja placed the entire resources of the State at the disposal of His Majesty the King-Emperor. His Highness also made a contribution of Rs. 6½ lakhs to provide a trawler for mine sweeping and submarine detection. This trawler is to be named 'Travancore.' A fighter plane as well as the services of the State Forces and Labour Corps were also offered, and Her Highness Maharani Setu Parvati Bayi made a contribution for the purchase of an ambulance car. Diligent efforts were also being made for the collection of public subscriptions for the purpose of helping in the war effort.

The Travancore University agreed to the suggestion of the Government of India to take steps to give technical training to young men to fit them for the several manufacturing industries connected with war, and the University has further consented to admit to its courses Indian students whose studies in British Universities were interrupted by the war. A list of technical personnel for employment in national factories has been furnished to the Resident for the Madras States.

A War Purposes Central Committee was formed with the Dewan as President with a view to co-ordinate popular war efforts. Three District Committees and seventeen Municipal Committees were also formed. There has been splendid response from every section of the population to make voluntary sacrifices to contribute to the success of the war, and Government servants have agreed to contribute towards the War Fund a percentage of their pay for one month. Measures to prevent profiteering and inflation of price were taken by the establishment of Central and District Committees to control the prices of foodstuffs and other essential commodities. Enactments corresponding to the emergency Ordinances issued by the Government of India to deal with the situation created by the war were also promulgated. The

State has made special efforts for the supply of burnt cocoa-nut shell for war purposes and large quantities of this material have already been exported to the United Kingdom. Similarly tent components made of coir (salitahs, bags pin and bags wall) were supplied by coir factories at Alleppey.

The British Representative.

In the year 1800 A. D., the First British Resident accredited to the Court of Travancore took up his residence in the State. British Residents continued until October 1923, when, Travancore having been admitted to direct relations with the Government of India, the British Resident's title was altered to that of "Agent to the Governor-General, Madras States." From April 1937, the designation of the Agent was changed to the "Resident for the Madras States." Lieut. Colonel G. P. Murphy who was the Resident for the Madras States from the 16th January 1939 continued as such during the year.

CHAPTER II.

SYSTEM OF GOVERNMENT.

The Ruler is the source of all authority in Travancore. For more than half a century, however, the Maharajas of Travancore have treated the revenues of the

The Ruler. State as public funds in the strict sense of the term, appropriating to their own use only a very modest civil list which is exhibited in the annual budget of the State. The proportion of the civil list to the total revenue is very small. The percentage was 8·76 in 1062, 6·86 in 1072, 6·57 in 1082, 4·04 in 1092, 3·83 in 1102, 3·58 in 1112 and 3·43 in 1115.

The Government of the country is conducted in the name, and under the control of His Highness the Maharaja.

The Chief Executive Officer. The Minister is designated Dewan. He is appointed by a *Neet* or Commission under Sign Manual. The Dewan is assisted by an organised Secretariat closely resembling that of the Government of India and a public service constituted generally on the British Indian model.

The entire administration is carried on through several well-organised departments. The activities of these departments are separately and briefly described *Administration.* in the following chapters. Every administrative head addresses his proposals to the Government; and these recommendations are considered in the Secretariat and, where necessary, are scrutinised by the Account and Audit Office. The decisions of the Government, which, in olden times, were issued over the signature of the head of the administration in the form of *Chattavariolas* on palm leaves and later on in Malayalam and Tamil communications on paper, have for many years past been issued in English by the Chief Secretary to Government in the form of orders, proceedings or letters. The commands of the Ruler are always issued in the form of Proclamations or *Neets* under Sign Manual. Except for purposes of legislation and the conduct of important ceremonies of State the Ruler rarely issues such

direct commands in matters affecting the public administration. All notifications, proceedings and other matters to be made known generally are published in the *Government Gazette* which is issued every Tuesday in English and in Malayalam and Tamil. The *Gazette* is now in its seventy-eighth year. The history of Travancore for nearly a century without interruption reveals the fact that the administration, adapting itself from time to time to modern forms of government, without abandoning its pristine characteristics and ideals, has been conducted with a view to the progressive well-being of the country. A code of enactments for Travancore was first promulgated in 1835 A. D. Of these, Acts I to VII of 1010 M. E. provided for the working, powers and jurisdiction of law courts. Parts of Acts I and IV survive on the Statute Book. Both relate to interest awardable under decrees. As the years have gone by, the volume of legislation has become very large and comprehensive.

The revenue of the State is derived mainly from a system of (a) direct taxation (b) indirect taxation, (c) commercial services and (d) levies in connection with specific

Taxation. services. Taxation is covered by authority conferred by various statutory enactments; the tax-payer's obligations are defined and known; and collection is made on an established system. There are only two sources of revenue by direct taxation, *viz.*, land revenue and income tax. The incidence of taxation per head of the population in the case of land revenue was, in the year under report, '81 of a rupee. Taxes falling within the second category are for the most part, duties on raw products or manufactured goods exported from Travancore, such as tea, coir, fibre, yarn and other products of the cocoanut palm, pepper, salted fish, turmeric, vegetable oils, etc. There is also a system of import duties based mainly on the British Indian tariff. The general stamp revenue is also appreciable. Next come indirect taxes, both fiscal and regulatory in character, such as import duty on foreign liquor and excise duty on country liquor. The income derived from salt and tobacco is considerable. The commercial and quasi-commercial departments yielding revenue are Forest, Anchal, Transport and Railways. Under class (d) is an appreciable income derived from such specific services as registration of documents, court fees and tolls,

The budget is framed annually and assigns most of the income of the year to the well-being of the people. Education, public health, medical relief, the protection of person and property, the administration of justice, and the provision of communications and irrigation facilities consume the bulk of the revenue.

*Application
of Revenue.*

The Legislature.

A Legislative Council was brought into existence so long ago as 1888 and was the first institution of the kind in an Indian State. The first Council had a minimum of five members and a maximum of eight, of whom not less than two were non-officials.

*Early Con-
stitution.*

These non-officials were nominated by the Government. The Council was purely a deliberative body for purposes of legislation and had no administrative functions. The Ruler's right of legislation, independently of the Council, remained unimpaired. The Council had plenary powers of legislation subject to the Ruler's assent before a measure could pass into law. The only other restriction was that, in introducing a measure affecting the public revenue of the State or by which any charge was imposed on such revenues, the member introducing it had to obtain the previous sanction of the Dewan. Every member, official and non-official, had independent powers of discussion and voting. In 1898, the Council was enlarged, the minimum number of members being raised to 8 and the maximum to 15, the proportion of non-officials being fixed at two-fifths of the total number. The previous sanction of the Dewan was made necessary not only for measures affecting public revenues but also for those affecting the religion or religious rites and usages of any class. The Council was not allowed to entertain any measure affecting the Ruling Family or the relations with the Paramount Power. The non-official members were at first nominated and latterly four of them, one for each of the four Revenue Divisions of the State, were appointed on the recommendation of the members of the Sri Mulam Popular Assembly, a representative institution which continued to exist until the promulgation of the Legislative Reforms Act in 1932 (1108 M. E.). The Council was again remodelled in 1919 by Act 1 of 1095 M. E. which was promulgated direct by His Highness the

late Maharaja. Provision was made for granting the people the right of electing members to the Council, while reserving to the Government the right of nominating some of the non-official members. The strength was raised to 25 and a bare official majority was provided for. A limited right to interpellate the Government and to discuss the annual budget was conceded. The Council retained the old powers of legislation except that it was expressly prohibited from considering and enacting any measure affecting the provisions of the Act itself, that is to say, it could not alter its own constitution. The prerogative of the Ruler to make and pass laws independently of the Council was expressly affirmed. The Council was again enlarged by Act II of 1097, promulgated by the Ruler direct. The strength of the Council was raised to 50, of whom 28 were elected and 22 nominated. Only 15 out of the latter were officials. The Dewan was made the President of the Council, but a Deputy President, not necessarily an official, was also appointed to preside at the meetings of the Council in the absence of the President. The Council was invested with powers of voting on the budget, moving resolutions and asking questions. The power of certification of budget demands refused or reduced by the Council and of legislative measures thrown out or altered was reserved. All persons who paid an annual land tax of Rs. 5 or a municipal tax of Rs. 3 and, in the town of Trivandrum, which returned one member, of Re. 1, or professional tax to a municipality or income tax to Government and all graduates of recognised universities were eligible to vote in the general constituencies, provided they were not under twenty-one years of age. Women were placed on a footing of complete equality with men in the matter both of the franchise and of membership. Every legislative measure passed by the Council required the assent of the Ruler.

The legislature was again reconstituted by the Legislative Reforms Act, II of 1108. The main feature of this Act is the constitution of a bicameral legislature

The Present Legislature. viz., the Travancore Sri Mulam Assembly and the Travancore Sri Chitra State Council with wide powers. The Assembly consists of seventy-two members, of whom sixty-two are non-officials and ten officials. The non-officials form 83 per cent. of the

number of members. Forty-three non-official members are elected by general territorial constituencies, distributed over 17 electoral divisions with reservation of seats, 8 for Ezhavas and 3 seats each for the Muslims and the Latin Catholics.

The Sri
Mulam Assem-
bly. The remaining 5 non-official members are returned by the special constituencies representing commerce, planters and *jennies*. Fourteen non-official seats are reserved for nomination by Government in order to give representation to minority communities and other inadequately represented interests. The Dewan is the President of the Assembly, but a Deputy President, elected by the Assembly, is empowered to preside at meetings in the absence of the President. Provision is also made for the nomination of a panel of chairmen. The State Council is composed of thirty-seven members, of whom twenty-seven or 73

The Sri
Chitra State
Council. per cent. are non-officials and ten officials. Sixteen elected non-official members represent the general territorial constituencies distributed over 10 electoral divisions, with reservation of seats, two for Ezhavas and one each for the Muslims and the Latin Catholics. The remaining six members are elected by special interests such as commerce, *jennies*, planters, municipalities and political pensioners. Five non-officials are nominated by Government. The Dewan is the President of the Council also. A panel of chairmen is also nominated.

The equality of women with men in the matter of voting and membership in regard to both Chambers is maintained.

Franchise. According to the latest electoral rules issued under the Legislative Reforms Act of 1108, all persons who hold lands within the State as registered owners, inamdars, tenants or *kudiyans* assessable to a tax of one rupee or more, persons who are assessed in a municipality to land or building or professional tax of any amount, persons who are assessed to income tax, all graduates of recognised universities in the British Empire who are not undergoing a course of instruction in a recognised institution, all discharged, retired or pensioned military officers of the Travancore State Forces or of His Majesty's Army or Navy residing in Travancore and all persons who are certified

holders of fixed engines for fishing are eligible for the exercise of the franchise in the general constituencies of the Assembly, provided they are not under twenty-one years of age. The franchise for the State Council follows mainly the heads of qualifications for that relating to the Assembly but is fixed upon a higher standard. The property qualification is fixed at the payment of an annual land tax of Rs. 25 or a Municipal tax of Rs. 5, and educational qualification is limited to graduates of ten years' standing. Those who earn a monthly pension of not less than one hundred rupees on retirement from Government service are also eligible to vote in the general constituencies. Persons below the age of thirty are not eligible as voters or as candidates to the State Council.

In the matter of elections to the Assembly and the Council, the single non-transferable vote had been prescribed by the Electoral Rules passed in 1933.

System of voting. Under this system of voting, no elector had more than one vote which might be given only to one candidate. In actual practice, this method of voting gave room for serious complaints from a considerable section of the electors in many of the constituencies where seats are reserved for particular communities. It was noticed that the members of the community for which the seat is reserved had no occasion to influence the election for the general seats nor did the members belonging to non-reserved communities get an opportunity to influence the election in the reserved seats. Consequently, the electoral system then in vogue did not secure the undoubted advantages of a joint electorate *viz.*, the interdependence of communities on one another. Further, where there was no contest for the reserved seat, the community which had the benefit of a reserved seat became entitled to utilise all their votes in favour of any one candidate for a general seat, although the communities competing for the general seat were unable to exercise any control or influence in the election of candidates contesting the reserved seats.

With a view to removing the anomalies which arose from the abovesaid restriction in the exercise of the franchise with respect to reserved seats in joint electorates, the electoral rules were so amended as to give every elector one additional vote for every reserved seat in his constituency. According

to the new rules, while every elector has only one vote with respect to one or more general seats in his constituency, he has one or more additional votes to be exercised, as the case may be, with respect to the reserved seat or seats in the same constituency. Thus, an elector voting for a reserved seat or seats has an additional vote to be cast in favour of a candidate for a general seat.

In respect of the Muslim and the Latin Catholic communities, having regard to the distribution of their population and their small voting strength in any system based on property qualifications however low, and especially to their racial and cultural distinctiveness, it was provided in the amended rules that in the case of a reserved seat for either of those communities, the candidate who secures not less than 60 per cent. of the votes polled from his community should be declared elected for such seat, and that if no candidate secured that percentage of votes from his community, then the candidate who secured the largest number of votes polled should be declared elected for the said reserved seat.

Both houses of the legislature have the right to initiate and pass legislation, to discuss the annual budget and to ask questions and move resolutions on matters

Powers of the Legislature. of general public interest. All legislative measures generally require the assent of both chambers before they can be passed into law.

The new legislature not only retains all the old powers of legislation but is also free to consider many matters which were not open to discussion before. Measures affecting the Ruling Family, the relations with the Paramount Power and the provisions of the Legislative Reforms Act are some of the few topics removed from the cognisance of the legislature. The old provisions relating to the emergency powers of legislation and other powers vested in the Dewan and the Ruler's prerogative to legislate independently of the legislature are retained. The budget is presented to both Houses. The Assembly has a larger control than the State Council over finance, since the former has the right to reduce or omit the grants, forming part of a demand, while the latter has to deal with each demand as a whole and is not entitled to move for reduction of the grant or any item of the grant comprising

the demand. Provision is made for the constitution of joint committees comprised of an equal number of members from both chambers to settle any difference of opinion arising between them. A Public Accounts Committee is constituted to deal with the audit and appropriation of the accounts of Government. The right of asking supplementary questions is extended to all members and is not restricted to the member asking the question. These constitutional reforms embody a substantial devolution of powers on the representatives of the people in the best interests of the State.

CHAPTER III.

FINANCE.

A general summary of the financial transactions of the year 1115 as compared with the figures for 1114 is furnished below :—

| | <i>Rupees in lakhs.</i> | |
|-------------------------------|-------------------------|-----------|
| | 1114 | 1115. |
| Ordinary revenue | 253·82 | 267·75 |
| Revenue expenditure | 255·86 | 268·32 |
| Revenue deficit | (—) 2·04 | (—) 0·57 |
| Receipts of a capital nature— | | |
| Sale of Government lands etc. | 4·08 | 2·13 |
| Expenditure not charged | | |
| to revenue | 15·04 | 39·96 |
| Opening Government balance | 48·43 | 35·43 |
| Net decrease from Government | | |
| balance | (—) 13·00 | (—) 38·40 |
| Closing balance under | | |
| Government account | 35·43 | (—) 2·97 |

The ordinary revenue and receipts of the year under report were better than those of the previous year by Rs. 13·93 lakhs. The major heads under which there was appreciable improvement in revenue are *Revenue*. Land Revenue (Rs. 4·41 lakhs), Taxes on Income (Rs. 1·06 lakhs), Salt (Rs. 1·20 lakhs), Excise (Rs. 1·00 lakh), Forest (Rs. 1·96 lakhs), Currency and Mint (Rs. 2·12 lakhs) and Miscellaneous (Rs. 1·45 lakhs). The improvement under Land Revenue was chiefly due to better collections of

current revenue and old arrears. Better receipts under income derived from business, account for the variation under Taxes on Income. Larger sales of Government salt and the consequent increase in the recovery of charges incurred on the sale of salt explain the increase observed under Salt Revenue. The increase of Rs. 1 lakh under Excise revenue was the net result of the increase of Rs. 1·02 lakhs under tobacco due to larger consumption of tobacco and a slight fall of Rs. ·02 of a lakh under Abkari and Opium. The rise in demand for teakwood poles, the better prices fetched for soft wood and the increase in the quantity of the plantation royal trees contributed to the improvement noted in the Forest revenue. The increased revenue under Currency and Mint was mainly due to the gain on the minting of Chitra coins. The increase observed under Miscellaneous was on account of the adjustment of unclaimed deposits that lapsed to Government. The only item under which there was an appreciable decrease in revenue was Excise Duty on Matches. The receipts in 1115 on this account were less than those of 1114 by Rs. 3·56 lakhs. This variation was not in any way due to any actual fall in collections. The figure relating to 1114 represented the credits in that year of the share paid to Government from out of the common pool for two years as a result of the revised accounting procedure adopted by the Central Government. In 1115, only the normal share due for one year was received and credited.

The capital receipts including the sale of Government lands amounted to Rs. 2·13 lakhs in the year under report as against Rs. 4·08 lakhs in the previous year. The actuals of 1114 included a special item amounting to Rs. 1·91 lakhs from the sale of the distillery at Nagercoil to the Travancore Sugars and Chemicals Ltd. Exclusive of this item the normal receipts for the year should be deemed to be only Rs. 2·17 lakhs—a figure which is practically the same as the receipts in 1115.

While the expenditure of 1114 stood at only Rs. 255·86 lakhs it has gone up to Rs. 268·32 lakhs in 1115 or the expenditure has increased by Rs. 12·46 lakhs.

Expenditure. The most important major heads under which the increase in expenditure was appreciably large were Buildings, Communications and Miscellaneous Improvements (Rs. 1·26 lakhs), Superannuation allowances and pensions (Rs. 1·15 lakhs) and Miscellaneous (Rs. 6·86 lakhs). The higher expenditure on Public Works was due partly to larger outlay incurred on ordinary works and partly to the works ordered to be undertaken during the year as a measure for giving relief to those thrown out of employment due to the closing down of the factories at Alleppey, Quilon, etc. The increase in the pension list accounted for the higher expenditure under superannuation allowances and pensions and the payment of contribution of Rs. 6·61 lakhs to the War Fund account for the increase observed under Miscellaneous.

The expenditure not charged to revenue in the year under report was Rs. 39·96 lakhs or Rs. 24·92 lakhs more than in 1114. Providing dustless surfacing to the Main Southern Road was a new work of importance started during the year. The expenditure on this account was proposed to be spread over a space of two years and accordingly a sum of Rs. 7·17 lakhs was incurred during the year. The securities held by Government under their surplus investment account were hitherto accepted and shown in the accounts at their face value which had no connection either with the purchase value or the ruling market value. This procedure was considered to be against the principles of correct accounting and as such the securities were revalued, and entered in the accounts at their actual purchase price. The difference between the face value and the purchase value was accordingly written off the accounts. The difference thus written off came to Rs. 20·13 lakhs and is included in the above expenditure not charged to revenue.

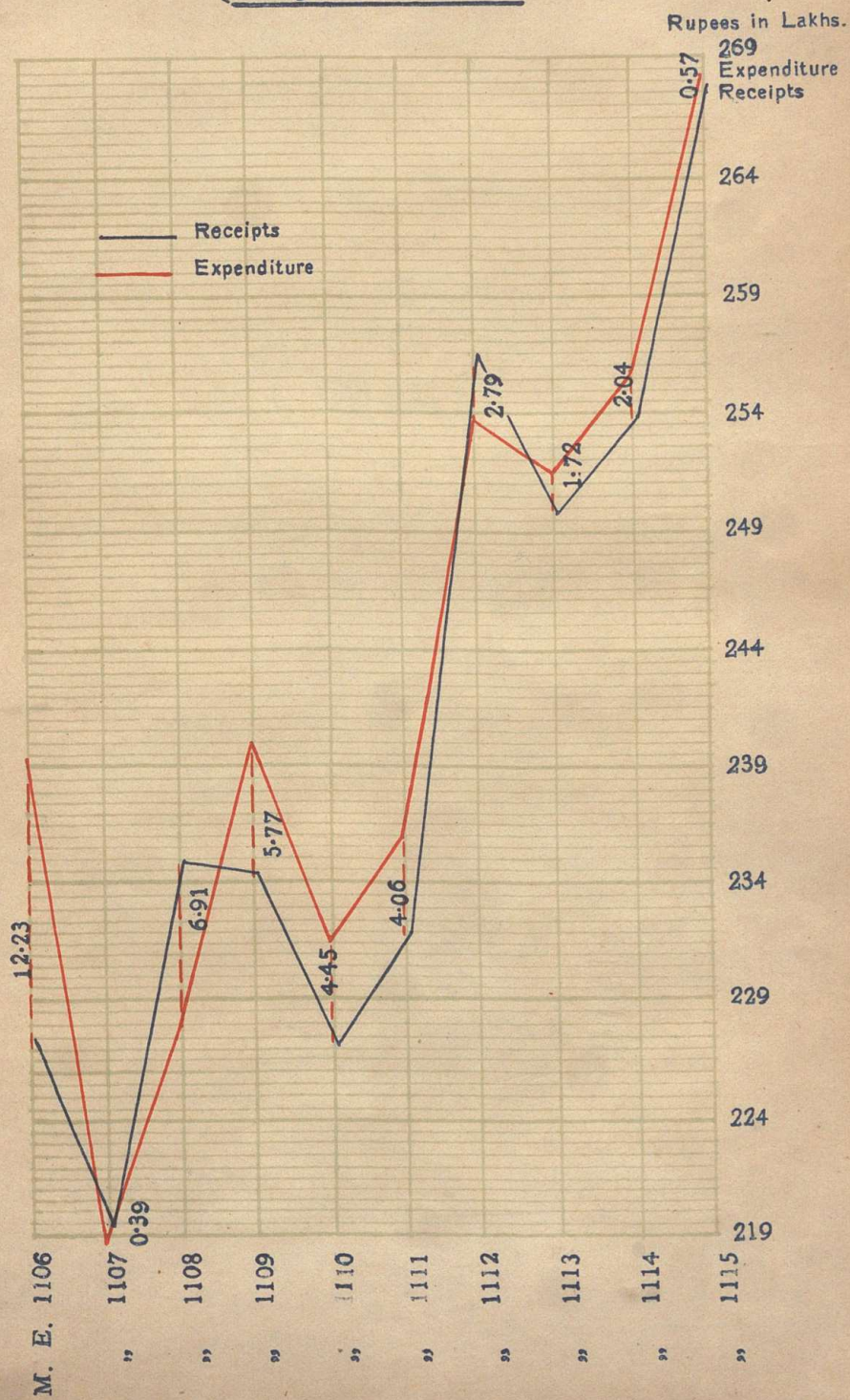
The statements furnished below compare the receipts and expenditure of 1115 with those for the previous year.

REVENUE

(Excluding Sale Proceeds of Government Lands etc.)

AND EXPENDITURE

(Charged to Revenue)

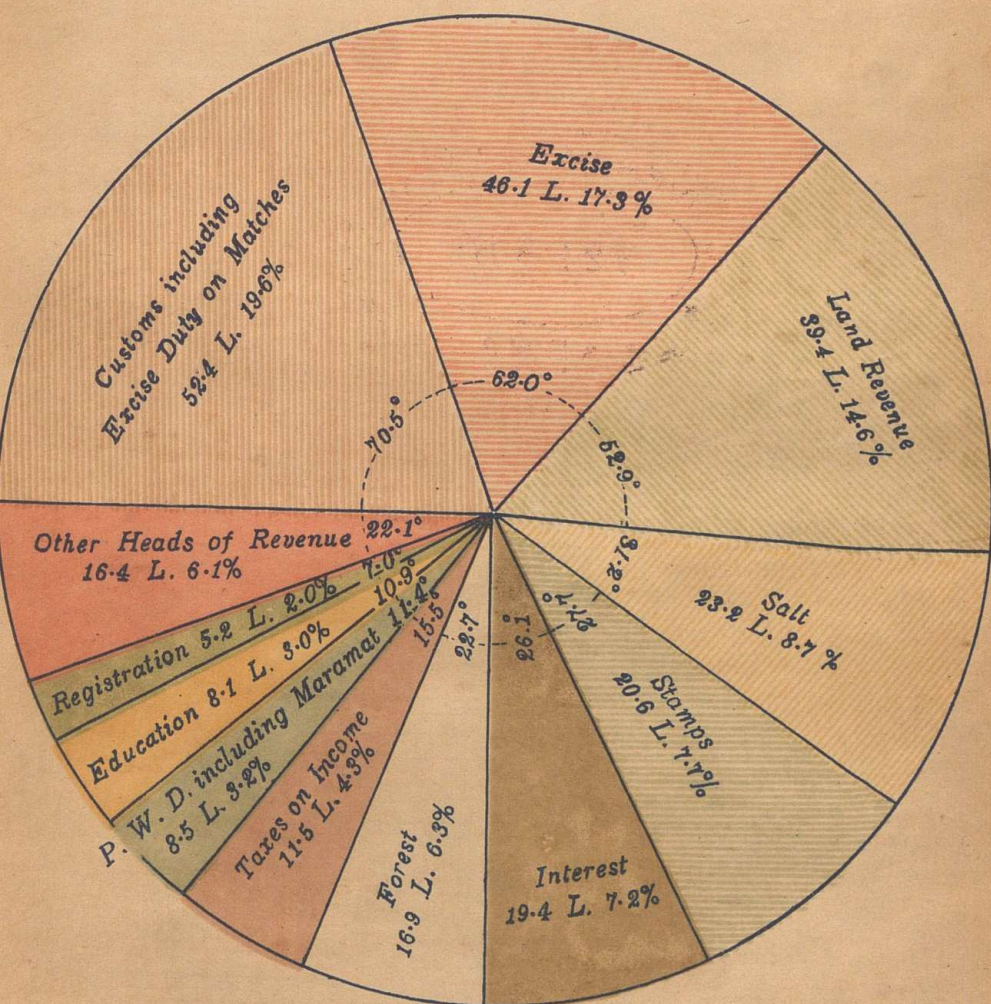





Proportion of Revenue Receipts of the State.

For 1115 M. E. under the Various Heads to the total
ordinary Revenue.

(In lakhs of Rupees)





Proportion of Expenditure of the State.

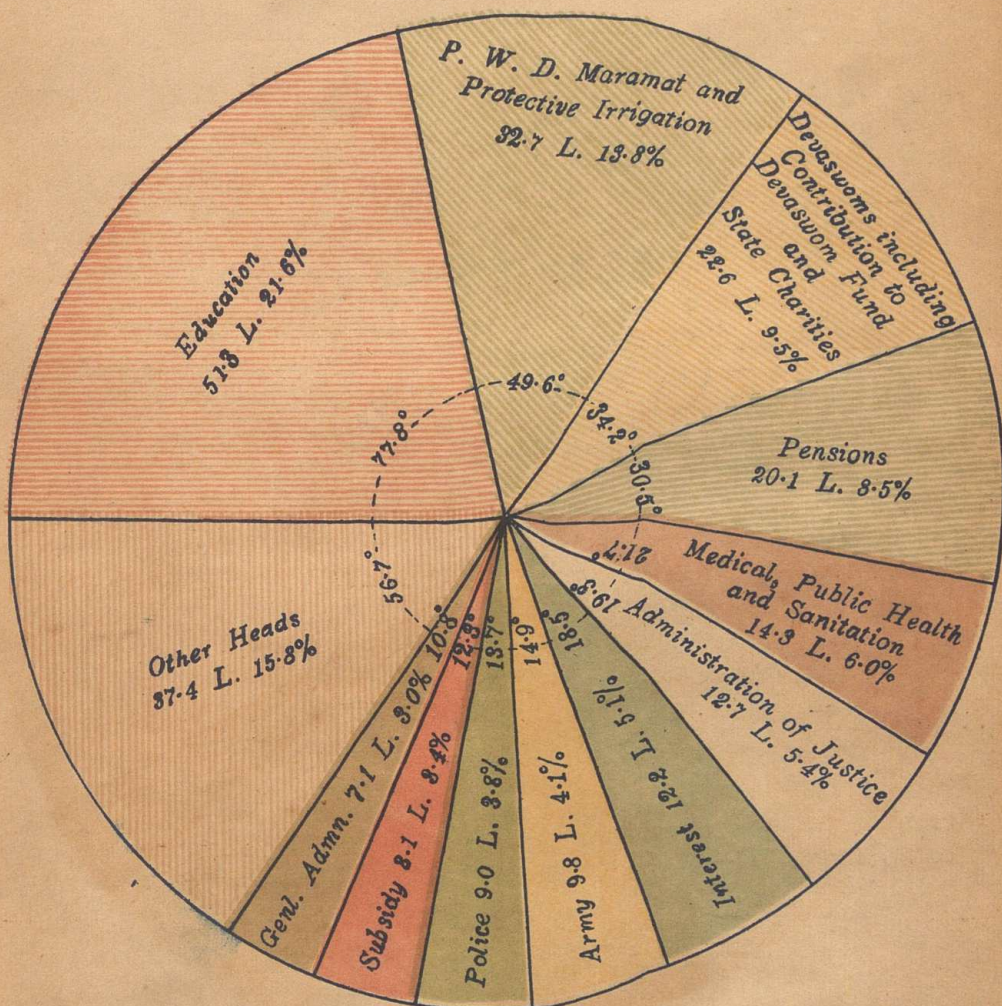
For 1115 M. E. under the Various Heads to the total

Expenditure (charged to Revenue)

excluding 'Collection Charges' treated as

'Direct Demands on Revenue'.

(In lakhs of Rupees)





(The figures are in lakhs of Rupees.)

| Revenue. | | | | Expenditure. | | | |
|---|-------|-------|--------------------------------------|---|-------|-------|--------------------------------------|
| Head of Account. | 1114 | 1115 | Difference Increase+ Decrease— | Head of Account. | 1114 | 1115 | Difference Increase+ Decrease— |
| I Land Revenue ... | 34.99 | 39.40 | + 4.41 | Land Revenue ... | 9.67 | 9.83 | + 0.16 |
| II Taxes on Income ... | 10.40 | 11.46 | + 1.06 | Taxes on Income ... | 0.42 | 0.44 | + 0.02 |
| III Salt ... | 22.02 | 23.22 | + 1.20 | Salt ... | 0.98 | 0.98 | ... |
| IV Excise ... | | | | Excise ... | 5.17 | 4.95 | — 0.22 |
| A. Tobacco ... | 21.59 | 22.61 | + 1.02 | Customs ... | 1.00 | 0.98 | — 0.02 |
| B. Abkari, Opium and Ganja ... | 23.51 | 23.49 | — 0.02 | Forest ... | 9.04 | 9.74 | + 0.70 |
| V Customs ... | 48.73 | 49.42 | + 0.69 | Stamps ... | 0.63 | 0.84 | + 0.21 |
| V A Duty on Matches ... | 6.56 | 3.00 | — 3.56 | Registration ... | 3.26 | 3.29 | + 0.03 |
| VI Forest ... | 14.97 | 16.93 | + 1.96 | Interest ... | 11.39 | 12.15 | + 0.76 |
| VII Stamps ... | 20.13 | 20.64 | + 0.51 | Sinking fund ... | 0.51 | 0.51 | ... |
| VIII Registration ... | 4.55 | 5.23 | + 0.68 | Palace ... | 9.24 | 9.26 | + 0.02 |
| IX Interest ... | 18.47 | 19.36 | + 0.89 | Panivagari ... | 1.91 | 1.90 | — 0.01 |
| X H. H. the Maharaja's Garage and Stables ... | 0.17 | 0.09 | — 0.08 | H. H. the Maharaja's Garage and Stables ... | 1.30 | 1.26 | — 0.04 |
| XI Administration of Justice ... | 0.56 | 0.59 | + 0.03 | H. H. the Maha- raja's Tours out- side the State ... | ... | 0.02 | + 0.02 |
| XII Jails ... | 0.21 | 0.24 | + 0.03 | General Adminis- tration ... | 7.21 | 7.08 | — 0.13 |
| XIII Police ... | 0.67 | 0.71 | + 0.04 | Administration of Justice ... | 12.64 | 12.65 | + 0.01 |
| XIV Ports ... | 0.51 | 0.36 | — 0.15 | Jails ... | 1.20 | 1.29 | + 0.09 |
| XV Education ... | 7.69 | 8.08 | + 0.39 | Police ... | 8.60 | 9.04 | + 0.44 |
| XVI Agriculture and Fisheries ... | 0.36 | 0.36 | ... | Ports ... | 0.34 | 0.32 | — 0.02 |
| XVII Industries ... | 0.20 | 0.47 | + 0.27 | Education ... | 50.49 | 51.29 | + 0.80 |
| XVIII Medical, Public Health and Sanitation ... | 0.33 | 0.30 | — 0.03 | Agriculture and Fisheries ... | 2.40 | 2.04 | — 0.36 |
| XIX Devaswoms ... | 0.02 | 0.03 | + 0.01 | Industries ... | 1.09 | 0.95 | — 0.14 |
| XX Currency and Mint ... | 0.14 | 2.26 | + 2.12 | Co-operative Department ... | 0.02 | 0.93 | + 0.91 |
| XXI Stationery & Printing ... | 1.63 | 1.45 | — 0.18 | Uplift of Backward communities ... | 0.39 | 0.30 | — 0.09 |
| XXII Scientific and Miscellaneous Departments ... | 3.41 | 3.21 | — 0.20 | Medical, Public Health and Sanitation ... | 14.16 | 14.34 | + 0.18 |
| XXIII Buildings, Communica- tions and Miscellaneous Public Improvements ... | 8.30 | 8.47 | + 0.17 | Devaswoms ... | 6.42 | 6.49 | + 0.07 |
| XXIV Maramat ... | ... | ... | ... | State Charities ... | 0.09 | 0.09 | ... |
| XXV Productive Irrigation (Net Receipts) ... | 0.71 | 1.20 | + 0.49 | Currency and Mint.. | 0.06 | 0.05 | — 0.01 |
| XXVI Electric and Telephone Works—Net Receipts ... | ... | ... | ... | Stationery and Printing ... | 3.04 | 3.17 | + 0.1 |
| | | | | Scientific and Miscellaneous Departments ... | 0.82 | 1.10 | + 0.28 |
| | | | | Buildings, commun- ications and Miscellaneous Public Improve- ments ... | 27.51 | 28.77 | + 1.26 |
| | | | | Protective Irriga- tion ... | 2.64 | 2.70 | + 0.06 |
| | | | | Maramat ... | 1.08 | 1.23 | + 0.15 |
| | | | | Political Pensions ... | 2.65 | 2.72 | + 0.07 |
| | | | | Miscellaneous Political expendi- ture ... | 4.69 | 5.04 | + 0.35 |
| | | | | Irrigation Capital Account ... | 0.17 | 0.13 | — 0.04 |
| | | | | Anchal Do. ... | 0.05 | 0.12 | + 0.07 |
| | | | | Army ... | 10.20 | 9.84 | — 0.36 |
| | | | | Subsidy Superannuation allowance and pensions ... | 8.11 | 8.11 | ... |
| | | | | Miscellaneous ... | 16.18 | 17.33 | + 1.15 |
| | | | | | 2.19 | 9.05 | + 6.86 |

| Revenue. | | | | Expenditure. | | | |
|---|--------|--------|--|---|--------|--------|--|
| Head of Account. | 1114 | 1115 | Difference Increase + Decrease - | Head of Account. | 1114 | 1115 | Difference Increase + Decrease - |
| XXVII The Willingdon Water Works (Net Receipts) | 0'37 | 0'09 | - 0'28 | Contribution to Devaswom Fund... | 16'00 | 16'00 | ... |
| XXVIII Railways | - 0'40 | - 0'38 | + 0'02 | Total of Ordinary Expenditure | 255'86 | 268'32 | +12'46 |
| XXIX Anchal (Net Receipts) | 0'84 | 1'06 | + 0'22 | Capital expenditure not charged to Revenue. | | | |
| XXX State Land Mortgage Bank | ... | ... | ... | | | | |
| XXXI Commercial Transport | - 0'25 | - 0'03 | + 0'22 | Quilon-Trivandrum Railway | - 0'12 | 0'14 | + 0'26 |
| XXXII Clay Refining and Porcelain Factory | 0'14 | - 0'59 | - 0'73 | Other Railways | 0'10 | - 0'15 | - 0'25 |
| XXXIII Army | 0'07 | 1'05 | + 0'98 | Town Planning Schemes | 1'28 | 2'63 | +1'35 |
| XXXIV Receipts in aid of pensions | 0'53 | 0'86 | + 0'33 | Drainage Scheme, Trivandrum... | 2'87 | 3'16 | + 0'29 |
| XXXV State Guests Department | 0'30 | 0'27 | - 0'03 | Do. Alleppey | 0'01 | ... | - 0'01 |
| XXXVI Miscellaneous | 1'39 | 2'84 | + 1'45 | Covering up the Cochar channel | 0'04 | ... | - 0'04 |
| Total of Ordinary Revenue... | 253'82 | 267'75 | + 13'93 | The Willingdon Water Works | 0'54 | 0'12 | - 0'42 |
| Sale proceeds of lands &c. | 4'08 | 2'13 | - 1'95 | Water Supply to the Municipal towns of Alleppey, Nagercoil &c. | 6'77 | 4'61 | - 2'16 |
| | | | | The Council Chamber | 0'94 | 0'07 | - 0'87 |
| | | | | The University buildings | 0'55 | 0'27 | - 0'28 |
| | | | | Purchase of a Bridge and Road from the K. D. H. P. Co., Munnar. | 0'02 | ... | - 0'02 |
| | | | | Military Buildings... | 1'13 | 1'13 | - |
| | | | | Survey of Minor circuits | 0'64 | 0'68 | + 0'04 |
| | | | | Installation of Electric driven machines in Government Mint. | 0'27 | ... | - 0'27 |
| | | | | Providing dustless surface to the M. S. Road | ... | 7'17 | + 7'17 |
| | | | | Capital losses written off | ... | 20'13 | + 20'13 |
| | | | | Total of capital expenditure | 15'04 | 39'96 | + 24'92 |
| Grand Total of Revenue and Receipts | 257'90 | 269'88 | + 11'98 | Grand Total of Expenditure | 270'70 | 308'28 | + 37'38 |

As a result of the transactions under revenue and capital accounts, the balance under Government account which stood at Rs. 35.43 lakhs at the beginning of the year had to be overdrawn to the extent of Rs. 2.97 lakhs at the close of the year.

The assets and liabilities on the books of Government as they stood on the 31st Karkatakam 1115 are given below :—

*Assets and
Liabilities.*

| Liabilities. | In lakhs of Rs. | Assets. | In lakhs of Rs. |
|--|--------------------|--|--------------------|
| I. Devaswom Fund . . . | 3.49 | I. Cash Balance . . . | 109.85 |
| II. Kandukrishy Fund . . . | 1.62 | II. Surplus Investments in Government of India Securities . . . | 54.18 |
| III. Savings Bank Deposits . . . | 223.73 | III. Special Deposits and shares in Industrial con- cerns . . . | 2.54 |
| IV. Deposits of service and other Funds . . . | 17.69 | IV. Sinking Fund Invest- ments . . . | 14.75 |
| V. State Provident Fund . . . | 14.91 | V. Deposits not bearing Interest with Imperial Bank of India . . . | 2.54 |
| VI. State Land Mortgage Bank Deposits . . . | (-) 0.41 | VI. Do. The Credit Bank . . . | 1.32 |
| VII. Sinking Fund—Debenture Loan . . . | 14.75 | VII. Overdraft Account with the State Land Mortgage Bank . . . | 9.00 |
| VII. (a) Do. 3½ % Loan, 1956 . . . | 1.58 | VIII. General Reserve Fund . . . | 60.55 |
| VIII. Transport—General Re- serve Fund . . . | 0.13 | IX. Life Insurance—Public Branch Investment . . . | 7.41 |
| IX. Depreciation Fund— Electricity and Tele- phone . . . | 6.78 | X. Bullion Account . . . | 50.73 |
| IX. (a) Do. Transport . . . | 3.37 | XI. Investments on Reproduc- tive Works— | |
| X. Insurance Fund—Trans- port Scheme . . . | 0.24 | 1. Trivandrum Electric Supply . . . | 10.95 |
| X. (a) Reserve Fund—Elec- tricity & Telephone . . . | 0.81 | 2. Telephone . . . | 2.23 |
| XI. Do. (Land Mortgage Bank . . . | 0.21 | 3. Quilon Electric Supply . . . | 3.16 |
| XII. Irrigation Fund . . . | 7.31 | 4. Pallivasal Hydro Electric Scheme . . . | 133.99 |
| XIII. General Reserve Fund . . . | 60.55 | 5. Rubber Factory . . . | 4.44 |
| XIV. University Fund . . . | 4.95 | 6. Clay Refining and Porcelain Factory . . . | 8.22 |
| XV. Revenue Reserve Fund . . . | 8.90 | 7. Trunk Telephone . . . | 6.50 |
| XVI. Road Development Fund . . . | (-) 0.78 | 8. Commercial Transport . . . | 10.64 |
| XVII. Agricultural Research Fund . . . | (-) 0.63 | 9. Broadcasting . . . | 0.38 |
| XVIII. Departmental and other Deposits . . . | 31.90 | XII. Advances Repayable . . . | 7.46 |
| XIX. Suspense Account (Credit) . . . | 25.09 | XIII. Coinage Account . . . | 0.37 |
| XX. 5 % Debenture Loan . . . | 14.75 | XIV. Accounts with foreign States . . . | 2.76 |
| XXI. 3½ % Loan, 1956 . . . | 50.89 | XV. Departmental Balances . . . | 0.78 |
| XXI. Special Loans . . . | 75.00 | XVI. Suspense Account (Debit) . . . | 6.20 |
| XXII. Remittances . . . | 9.30 | XVII. Stock . . . | 7.05 |
| Total . . . | 576.73 | XVIII. Loans made by Govern- ment . . . | 55.76 |
| Add Closing Balance under Government Account . . . | (-) 2.97 | Total . . . | 573.76 |
| Grand Total . . . | 573.76 | | |

The capital outlay on the larger schemes at the end of the year 1115 stood as below :—

| | <i>Rs. in lakhs.</i> |
|---|----------------------|
| Kodayar Irrigation system | 81.20 |
| Quilon-Trivandrum Railway | 55.18 |
| Chackai-Thampanur extension | 28.75 |
| The Willingdon Water Works | 58.02 |
| Bridge at Neriya Mangalam across the Periyar | 4.35 |
| Bridge across Neendakara Bar | 5.36 |
| Drainage scheme, Trivandrum | 16.94 |
| Water supply to the municipal towns of Nagercoil, Alleppey, etc. | 23.80 |
| Town Planning Schemes | 13.46 |
| The Council Chamber | 2.68 |
| The University buildings | 0.94 |
| Providing dustless surfacing to the M. S. road | 7.17 |
| Total | 297.85 |

The fluid balance of Government in cash and gilt edged securities stood at Rs. 164.03 lakhs of which Rs. 109.85 lakhs were in cash with the Government treasuries and banks and Rs. 54.18 lakhs as investment in Government of India securities at their purchase price. The investments of Government on reproductive schemes such as Electricity, Telephone, Rubber Factory, Commercial Transport, Clay Refining and Porcelain Factory and Broadcasting which are detailed in the statement of assets amounted to Rs. 180.51 lakhs. The balance under loans which were advanced mainly for agricultural and industrial advancement stood at Rs. 55.76 lakhs. Of the above, Rs. 12.53 lakhs were under agricultural loans, Rs. 0.96 lakhs under industrial loans and Rs. 38.90 lakhs under loan to the Port Conservancy Board, Cochin, for harbour works and purchase of a dredging plant.

CHAPTER IV.

MAIN HEADS OF REVENUE.

Land Revenue.

Land Revenue Commissioner.

*Mr. M. Ramachandra Rao,
B. A.*

The lands in the State, broadly classified, are of two distinct kinds from the point of view of ownership, tenure and incidence of taxation, one being *pandaravaka* *Basis of Land* (literally, belonging to the Sirkar) forming *Rights.* more than seventy-five per cent. of the total area and the other *jenmam* (belonging to a *jenmi* or landlord). In both the cases, the rights of the ryots are fixed and secure and governed by statutes and custom, the ryot deriving his title from the Sirkar or a *jenmi*, as the case may be. The Proclamation dated the 1st Edavam 1040 M. E./2nd June 1865 A. D., known as the *Magna Carta* of the Travancore ryot, enfranchised the Sirkar *pattam* lands and declared "that the ryots holding these lands may regard them fully as private, heritable, saleable and otherwise transferable property" and the *Devaswom* Proclamation dated the 30th *Meenam* 1097/12th April 1922, extended the same rights to holders of Sirkar *Devaswom* lands. The *Jenmi and Kudiyan Act V of 1071*, defined the law relating to the respective rights of landlord and tenant in regard to *jenmam* lands. Fundamental changes were made in 1108 M. E. (1933) in regard to the *jenmi-kudiyan* relationship by the passing of the *Jenmi and Kudiyan (Amendment) Act, XII of 1108*. Under the new Act, the *kudiyan* has only to pay *jenmikaram* (*jenmi's dues*) to the *jenmi* through the Sirkar in respect of the land he holds in lieu of all and everyone of the claims of the *jenmi* and the payments need also be made only in money. The *kudiyan* is declared the full owner of the lands with all the rights of ownership in the same way as the holders of *pandarapattam* lands were declared owners by the Proclamation of 1040. There will be no occasion for the *jenmi* to come into contact with the *kudiyan* as the *jenmikaram* is to be collected from the *kudiyan* and paid to the *jenmi* by Government. *Jenmam* lands have been assimilated completely to the Sirkar lands and all connections of the *kudiyan* and his land

with the *jenmi* are cut off by this Amendment Act. His Highness Sri Ayilliam Tirunal enfranchised *pandarapattam* lands by the issue of the famous *Pattam* Proclamation of 1040. His Highness Sri Chitra Tirunal enfranchised *jenmam* lands by passing Act XII of 1108.

In the case of *pandaravaka* lands held directly under the Sirkar, the tax due to the Sirkar is really *pattam* (rent) and it represents the share of the produce of the

Principles of Taxation. land which the Sirkar is entitled to. *Jenmam* lands are either entirely tax-free or are subject to payment of *Rajabhogam* (King's dues)

only. In the former category are the Devaswom and Brahma-swom *tanatu* lands which remain unalienated in the hands of the original *jenmies* (either Brahma-swoms or Devaswoms); but, once they are alienated for a money consideration, they are subjected to *karampathippu* (levy of assessment) and they become liable to the payment of *Rajabhogam* to the Sirkar which is over and above the *jenmi*'s dues. The *Rajabhogam* levied in such circumstances is, however, only a light tax varying from one-eighth to one-fourth of the full assessment. In the case of *jenmam* lands coming under the category known as *Madampivaka jenmam* lands the *Rajabhogam* is one-eighth of the full assessment when the lands are in the hands of the *jenmies*; but, on alienation, such lands are subject to one-half of the full assessment. The *pandaravaka* lands are also subject to different rates of assessment varying from full assessment to absolute exemption from assessment. This peculiarity is due to historical, political and other causes. Favourably assessed lands date back to the remote past and new additions to the category are seldom, if ever made.

The earliest revenue settlement of the lands in the State, of which any records are available, was of 914 M. E./1738 A. D., when Travancore lay within its present

Revenue Settlement. limits. There were subsequent settlements in 926 M. E./1750 A. D., in 948 M. E./1772 A. D., in 978 M. E./1802 A. D., in 993 M. E./1817 A. D.,

and in 1012 M. E./1836 A. D. The assessment now in force was fixed at the last settlement which was commenced in 1883 and completed in 1911. The tax fixed at that settlement was made permanent for a period of thirty years. Though this period has long expired in the case of some taluks, re-settlement has

not yet been started. The results of the settlement are exhibited in printed registers which give particulars of the survey number, extent, tenure, full assessment (*pattam*), the net assessment (*irrupukaram*), etc., for each holding. A scientific survey preceded the settlement of each taluk and every parcel of land in each village which came under settlement bears a separate survey number and the registers in effect constitute a record of rights.

At the last settlement, an endeavour was made to systematise and simplify the tenures as far as possible without generally increasing the incidence of taxation.

Classification of Tenures. The names of various tenures, now of little more than historical importance as evidencing the mutations of ownership, still linger on the pages of the *Ayacut* or Settlement Register. But all these tenures fall into distinct and well-understood groups, whether classified according to the theoretical proprietorship of the lands or according to the nature of the conditions of the holding, both of which principles determine the incidence of taxation.

The assessment of wet lands is fixed, on a yield basis, in paddy, determined by the seed or sowing capacity of the land, and ranges from two-fifths to seven times the measure of seed sown in the case of

Method of Assessment. single-crop lands and from three-fifths to ten-and-a-half fold for double-crop lands. The assessment of other lands, known as garden or dry lands, is fixed either on an acreage basis or on the basis of the trees grown, both not operating simultaneously. For example, if a holding of an acre has twenty cocoanut palms and ten jack trees, each of the trees is supposed to take up some space of land as "standing room" and a specific rate of tree-tax is levied for each of certain specified trees. The balance of the area not thus taken up is assessed on the acreage basis, be it cultivated say with tapioca or banana, or be it uncultivated. There are fourteen *tarams* or rates of acreage assessment, based on the quality or productivity of the soil in the region. In fixing the assessment, care has been taken to provide for the lean years, and ordinarily no remission is allowed for failure of crops due to drought or excessive rainfall, though there are rules regulating the grant

of seasonal remissions for proved failure of crops in the case of a few specified areas where it has not been possible to provide a sufficient margin.

Formerly, tax used to be collected in money as well as in kind such as cocoanuts and paddy. At the last settlement, all taxation in kind, except paddy in respect

Form of Tax of paddy lands, was abolished and money
Payment. payments substituted. This paddy tax too was commuted into money in respect of *pandaravaka* lands in 1082 M. E./1906 A. D. Payment of rent in kind continued in respect of *Kandukrishy* and *Sripadam* lands. Even this payment in kind was changed in 1102 M. E./1927 A. D. and a system of money payments introduced as in the case of *paadaravaka* lands, the commutation rate being fixed annually in the case of Crown lands.

For purposes of land revenue administration, the State is divided into three divisions. The general control is with the Land Revenue Commissioner on whom, besides the usual administrative and disciplinary
Land Revenue powers as the head of the department,
Administration. appellate and revisional powers under some of the Land Revenue Acts have also been devolved from the Dewan. Each division is composed of *taluks* under the charge of Tahsildars and each *taluk* is sub-divided into *pakuthies*, which constitute the unit of land revenue administration, a *Proverthikar* being in charge of each *pakuthi*. There are now 30 *taluks* and 421 *pakuthies*. All the permanent Tahsildars and village officers have been trained in survey.

In recent years cultivation has been steadily extending into the interior. This is the result of the operation of two sets of rules which regulate the assignment

Extent of of Government lands for cultivation. These
Cultivation. are :—

(i) the Puduval Rules for the assignment of land for the older and more general forms of agriculture devoted to the raising of grains, vegetables, fruits, spices, etc.; and

(ii) the rules for the assignment of lands on the Travancore hills for the cultivation of coffee and tea.

Besides these, there are also rules for the assignment of lands for the cultivation of cardamom and rubber.

There was a net increase of 4,995 acres in the area under occupation during 1115.

The recorded total area of the State is 4,877,920 acres. The total area under occupation at the end of the year was 2,567,216 acres against 2,562,221 acres at the

Distribution of Land. end of the previous year, the increase being 4,995 acres. Of the total arable land, 599,076 acres were wet lands and 1,968,140 acres dry or garden lands. The average extent of arable land per head of population was 50·9 cents. The area under paddy cultivation was 649,597 acres and that under cocoanut 580,416 acres. The areas under rubber, tea and sugarcane were 100,869 acres, 76,995 acres, and 12,828 acres, respectively.

Until 1102, the practice was to credit the sale proceeds of Government land as ordinary revenue, but in that year the practice was superseded by the system of showing in the budget such realisations, which are more or less in the nature of capital receipts derived from the permanent alienation of the assets with Government, as capital revenue. The demand for the year under this head including the balance at the end of the previous year was Rs. 2·51 lakhs against Rs. 2·55 lakhs in 1114 of which a sum of Rs. 2·12 lakhs was collected and Rs. 2,264 remitted.

The total demand under current revenue and arrears was Rs. 52·90 lakhs against Rs. 51·09 lakhs in 1114. Of this a sum of Rs. 39·76 lakhs was collected and Rs. 1·90 lakhs remitted. The percentage of collection including remission was 78·7 against 77·6 in 1114. The percentage was the highest in the Kottayam Division (84·2) followed by Trivandrum (79) and Quilon (73·1). The balance outstanding at the end of the year was Rs. 11·24 lakhs against Rs. 11·42 lakhs in 1114.

The number of demand notices issued during the year was 10·45 lakhs against 11·3 lakhs in 1114. 57,900 distraint and attachment notices were issued during the year against 60,037 in the previous year. The number of defaulters whose properties

were sold during the year was 24,979 against 28,747 in 1114 and movables were sold in 2,061 cases. The percentage of sales to the number of demand notices was 2·4 against 2·5 in 1114. The percentage of confirmation of sales to the sales conducted was 27·3 against 24·7 in 1114. Both the number of cases and acreage of land in respect of which auction sales were confirmed were largest in the Quilon Division. The average price fetched per acre was Rs. 36 chs. 17 for wet lands and Rs. 13 chs. 17 for dry lands. 32 per cent. of the ayacut revenue was paid by the pattadars on or before the due date against 28 per cent. in 1114. The percentage of such payment was the highest in the Kottayam Division as in the previous year followed by Trivandrum and Quilon in order.

The number of revenue cases for disposal during the year was 158,918 against 132,262 in the previous year. Of these 141,334 were disposed of, leaving a balance of *Revenue Cases*. 17,584 at the end of the year against 13,135 at the end of the previous year. The percentage of disposal during the year was 88·9 against 90 in 1114. Of the 141,334 cases disposed of, 116,544 related to transfer of registry, 9,298 were cases under the Land Conservancy Act, 8,195 were *puduvai* cases, 3,224 *karampathippu* cases, 1,962 were cases under the Land Acquisition Act and the rest were miscellaneous cases.

The area of *puduvai* lands assigned during the year was 4,326 acres against 1,839 acres in 1114. Of this the area assigned by auction was 940 acres and that *Registry of Lands*. without auction 3,386 acres. The recurring and capital revenue secured by the disposal of *puduvai* lands was Rs. 6,580 and Rs. 1,61,040 respectively. An area of 741 acres of land was assigned during the year under the rules for the assignment of waste lands, the recurring and non-recurring revenue derived therefrom being Rs. 456 and Rs. 4,909 respectively. An area of 565 acres was assigned for cardamom cultivation. There were no special grants during the year. An area of 2,221 acres of occupation within the Kannan Devan Hills Concession was brought under assessment during the year. The total area brought under registry under the various rules during the year was 5,632 acres against 5,259 acres in 1114.

There were 106 applications from poor people for lands on concessional terms of which 76 applications were disposed of, the area assigned during the year being 62 acres against 30 acres in 1114. The number of applications for lands from the backward communities was 3,321 against 2,270 in 1114 and of these 1,500 applications were disposed of. An area of 810 acres was assigned during the year in the names of 993 applicants against 434 acres in the names of 583 applicants in 1114. Of the area assigned, 155 acres were from the area earmarked for the purpose. The total area earmarked for registry to members of the backward communities was 15,871 acres at the end of 1115, against 15,799 acres at the end of 1114, the total area assigned in the names of the members of the backward communities till the end of the year from both within and outside the area earmarked being 8,592 acres.

The total extent of dry lands fit for conversion into wet lands within the area commanded by the Kodayar Irrigation Project was 26,516 acres and the area converted up to the end 1115 was 20,461 acres, the balance available for conversion being 6,055 acres.

There were 2,314 land acquisition cases for disposal in the year against 2,520 in 1114. Of these 1,962 cases were disposed of, the percentage of disposal being 84 against 77 in 1114. A sum of Rs. 1.88 lakhs was paid as land compensation during the year and a sum of Rs. 12,435 was pending disbursement at the end of the year.

There were 499 applications for disposal during the year and of these 430 applications were disposed of. Loans to the extent of Rs. 28,071 were sanctioned to 87 applicants against Rs. 51,758 to 201 applicants in 1114. Including the second instalment of loans sanctioned in the previous year, a sum of Rs. 29,274 was disbursed during the year. The loans advanced were for improvements to lands, planting of coconuts, sinking of wells etc. A sum of Rs. 80,000 was sanctioned for the grant of special loans to the ryots of Kuttanad

for punja cultivation of which a sum of Rs. 23,535 was disbursed to 74 applicants. The whole amount disbursed was recovered during the year. The total amount of loans for recovery during the year under principal and interest was Rs. 6.81 lakhs of which a sum of Rs. 2.36 lakhs was recovered leaving a balance of Rs. 4.45 lakhs.

Eleven public markets were newly opened and two markets were closed during the year. The number of public markets at the end of the year was 234 against

Markets. 225 at the end of 1114. Of these 68 were in Trivandrum Division, 88 in Quilon and 78 in the Kottayam Division; 189 were combined fish and vegetable markets, 16 vegetable, 15 cattle and 14 fish markets. A sum of Rs. 85,936 was secured by the lease of public markets against Rs. 1,17,525 in 1114. The total expenditure incurred during the year on account of the maintenance of public markets was Rs. 11,065 against Rs. 9,077 in 1114. There were 340 private markets at the beginning of the year. 27 were newly opened and 16 were closed during the year, the number of private markets at the end of the year being 351 against 340 at the end of the previous year. The licence fees of the private markets realised during the year amounted to Rs. 4,276 against Rs. 4,440 in 1114.

The taluks in which inspection of State boundaries has to be conducted are Thovala, Agastiswaram, Chirayinkil, Shencotta, Quilon, Shertalla, Vaikom, Muvattu-

Inspection of State Boundaries. puzha, Kunnatnad, Parur, Devicolam, and Peermade. The Tahsildars of all the above taluks except those of Thovala and Peermade inspected the boundaries. The boundary in the Thovala taluk was jointly inspected by the Deputy Tahsildar, Radhapuram, representing the British Government and a Head Surveyor of this State. The Division Peishkars of Trivandrum and Quilon inspected portions of the State boundaries in their respective divisions.

The work of the Land Records Maintenance staff for the year consisted of the survey of 1,627 porambokes having an area of 1,002 acres and 8,147 puduval measuring an area of 5,496 acres against 1,365 porambokes of 942 acres and 8,808 puduval of 5,929 acres in 1114. They also detected 2,589

Land Records Maintenance.

encroachments against 2,458 in 1114 and attended to the correction work ordered by the Survey Office. Inspection and verification of the work done by the staff were done by Revenue Supervisors as usual. The Tahsildars inspected 3,571 porambokes, 4,062 puduval and other sub-divisions and 5,442 encroachments. They also verified certain theodolite stations and enquired into 32 land complaints. The number of applications for pointing out the boundaries of registered holdings and for the demarcation and survey of sub-divisions was 2,655 of which 1,403 were disposed of, the corresponding figures for 1114 being 2,278 and 1,263. The survey marks renewed and repaired by the ryots during the year were 11,460 and 4,275 respectively against 14,027 and 4,338 in 1114. Of the 13,487 stones missing, 11,460 were renewed by the ryots, 1,227 by the Accountants and 510 by the Inspecting officers, the balance left being 290. The total number of sketches for check and return in the Survey Office was 8,968 of which 3,133 sketches were duly approved and returned and 4,917 returned for correction, the balance pending at the close of the year being 918 against 1,761 at the end of the previous year. 39 miles of ryots roads were surveyed during the year.

The Jamabandy inspections for 1114 were conducted in the months of Chingom and Kanni 1115. Several defects noticed in the village registers and accounts were rectified. The leakages of revenue detected were included in the demand.

Jamabandy.

Jenmikaram Settlement.

The work of the settlement of *jenmikaram* due to the *jenmies* throughout the State under the Jenmi and Kudiyan (Amendment) Act, XII of 1108, was taken up towards the close of 1108. The work was continued during the year in all the taluks of the State except Shencotta, Peermade and Devicolam where there are no jenmam lands. Including the 244 survey numbers newly brought to file during the year, the total number of survey numbers taken up for the settlement of *jenmikaram* up to the end of the year was 366,340. The number of *jenmikaram* cases filed during the year was 1,267 and the total number of cases till the end of the year numbered 281,884 of which 281,782 cases were disposed of leaving a balance of 102 cases. Of the total number of cases disposed of 209,577 cases were decided by fixing *jenmikaram* and 72,205

by rejection or otherwise. The lists of *jenmies* and *kudiyans* in respect of all the 369 *pakuthies* where there are *jenmam* lands were prepared and duly verified by the *Proverthikars*. There were 48,418 applications in all, up to the end of 1115 for the recovery of arrears of *jenmikaram* of which 35,339 were disposed of, leaving a balance of 13,079 applications at the end of the year. There were 196 appeal cases and 740 revision cases for disposal by the *Division Peishkars* of which 191 appeals and 724 revision cases were disposed of by them. The Land Revenue and Income Tax Commissioner had 68 revision cases of which 63 were disposed of during the year.

The concessions in respect of the payment of land tax granted in the previous year were extended till the end of Chingom 1115. Tolls on hand loads taken to

Ameliorative Measures. markets were abolished. A special *punja* loan was granted to *ryots* of *Kuttanad* whose

crops were destroyed by heavy floods. A standing committee was appointed, with sub committees working under it, to sink public wells wherever necessary and village unions were formed at several places for the purpose of improving the conditions of sanitation, lighting, means of communications and other amenities in villages. With a view to prevent the shortage of the staple food of the country and to counteract profiteering by merchants, a large quantity of *Burma rice* was imported by Government and distributed soon after the outbreak of war and prompt measures were adopted to control the prices of food stuffs.

In the *Quilon* and *Kottayam* Divisions, there was unusual drought and scarcity of rains and there was failure of crops in the taluks of *Minachil* and *Thodupuzha* and

Miscellaneous. also in the *High Ranges*. The relief measures started by Government throughout the State helped to improve the condition of the people. There was a slight increase in the price of agricultural products. The average price of *copra*, *dry ginger* and *pepper* per *candy* were Rs. 52, Rs. 80 and Rs. 81 respectively against Rs. 42, Rs. 48 and Rs. 70 in 1114.

The concession granted to the *ryots* for the removal of green manure leaves from *poramboke* lands, free of charge was extended for a further period of five years from 1115.

The *Ullada* community was included in the list of communities eligible for concessional registry of lands under the *puduvai* rules.

Survey.

The Survey Department attended to the following items of work as in previous years :—

Work of the Department.

- (i) Special and miscellaneous cadastral survey ;
- (ii) Training of candidates in survey ; and
- (iii) Lithography of village and other maps.

The out-turn under special and miscellaneous cadastral surveys for the year was 9.09 sq. miles against 9.96 sq. miles in 1114. The following lands were demarcated and surveyed during the year *viz.*, 239 acres of tea and rubber lands, 1,029 acres of cardamom lands and 138 acres of *puduvai* lands. 1,213 acres of encroachments were detected in the Cardamom Hills Reserve. Computation and mapping of the following lands were done *viz.*, 2,905 acres of tea and rubber lands, 4,222 acres of cardamom lands and 1,198 acres of *puduvai* lands. The miscellaneous cadastral surveys consisted chiefly of the survey of 2104 acres in connection with the estates survey and detection of encroachments in the Kaliel pakuthi, 56 acres in Alleppey pakuthi for detecting encroachments in canals, 881 acres in Mekkara pakuthi for the preparation of the kudivila mahazar and 100 acres in Karunagapalli taluk for a mining lease to Messrs. Hopkins and Williams Ltd.

The following items of work were also attended to during the year :—

(i) Joint survey and verification with the British Indian authorities of portions of the State boundary adjoining the Nanguneri taluk of the Tinnevely District.

(ii) Joint verification with the Cochin authorities of the single line boundary.

(iii) Verification of the Travancore portion of the double line boundary forming the Travancore-Cochin States boundary.

Lithography of Maps. Sixteen inch maps for 31·12 sq. miles were printed during the year against 40·60 sq. miles in 1114. The number of miscellaneous maps and charts printed in 1115 was 47 against 27 in 1114.

Survey Schools. The number of candidates trained in the Central Survey School during the year was 62 and in the Survey School at Kottayam was 74. One course of higher training in chain and theodolite survey for three months was given to 15 Government servants.

Receipts and Expenditure. The receipts of the Land Revenue Department including the Survey Department during 1115 amounted to Rs. 39·40 lakhs against Rs. 34·99 lakhs in 1114 while the expenditure was Rs. 9·84 lakhs against Rs. 9·67 lakhs in 1114.

Income Tax.

Income Tax Commissioner. Mr. M. Ramachandra Rao,
B. A.

Administration. The Deputy Commissioner of Income Tax with the assistance of four Income Tax Collectors directed and controlled the work of the department.

Assessment Proceedings. The number of assesseees increased from 2,591 in 1114 to 2,844 in 1115. Of these 2,492 were individuals, 350 companies and 2 firms. The number of assesseees in the municipal towns was 1,577 against 1,508 in 1114. The largest amount of tax levied was at Alleppey followed by Quilon, Kottayam, Trivandrum and Nagercoil in order.

Demand, Collection and Balance. The total demand for the year including arrears was Rs. 13·09 lakhs against Rs. 12·16 lakhs in 1114. The collections amounted to Rs. 12·05 lakhs against Rs. 10·86 lakhs in 1114. The remissions amounted to Rs. 25,504 against Rs. 68,034 in 1114. The percentage of collection including remission was 94·03 against 94·93 in 1114. The balance pending collection at the end of the year was

Rs. 78,006 against Rs. 61,645 in 1114. The incidence of taxation per head of the population was chs. 6 and cash 13 against chs. 6 and cash 1 in 1114.

The number of appeals for disposal by the Deputy Commissioner was 208 of which 123 were disposed of and 60 of them

Appeals and were successful. The Income Tax Commissioner had 33 appeal cases and 29 revision
Revision petitions of which 13 applications and 8
Petitions. revision petitions were disposed of 8 appeals and 6 revision petitions being successful.

Excise Department.

Commissioner.

Mr. M. P. Joseph, B. A., B. L.
(From 1-1-1115 to 30-3-1115)

Mr. K. Govinda Pillai, B. A., B. L.
(From 30-3-1115 to 5-4-1115)

Mr. P. G. Narayanan Unnithan, B. A., B. L.
(From 5-4-1115 till the end of the year).

Salt Revenue.

The supervision and control over the manufacture of salt in the factories in South Travancore and the administration of salt revenue in the State rest with the
Control. Excise Department.

Salt is a Government monopoly as in British India and one of the primary industrial concerns of the State. The salt consumed in the State is mainly manufactured in the factories in the State, a small quantity being imported from Bombay and Tinnevely to meet special situations. The import of Bombay salt was stopped from 1113. The expansion of the salt industry during the last few years has made the State self-sufficient. The manufacture of salt in the factories is entrusted to licensees. In the case of the old factories, Government are entitled to get free of payment 60 per cent. of the salt manufactured. This is called *melvaram* or Government's share of the produce. The remaining 40 per cent. is the share of the licensee and is called *kudivaram*. This latter quantity is also taken over by Government on payment of a fixed price called *kudivila*. This price was 7½ chs. per

maund till 1092, when it was raised to $11\frac{3}{4}$ chs. to meet the increased cost of manufacture. In 1095, the *kudivila* was raised to $12\frac{1}{2}$ chs. per maund to cover the additional expenditure incurred by the licensees for weighing salt before storage, which was necessitated by the passing of a new set of rules under the Salt Act, III of 1088. In 1107, the *kudivila* was raised to 17 chs. 13 cash (10 annas) per maund with a view to provide a fair margin of profit for the licensees of the old factories. This price, when spread over the whole quantity manufactured by the licensees and taken delivery of by Government, works out to 7 chs. 2 cash per maund. As regards the new factories, the licensees who have to deliver to Government a stipulated quantity of salt every year, are paid *kudivila* varying from $2\frac{1}{2}$ to $2\frac{3}{4}$ annas per maund on the quantities so delivered. They have however, themselves to construct and maintain the necessary works in the factories, whereas the Government do this in the old factories. Salt for consumption was sold by Government agencies in bank-shalls, depots and factories except in the Devicolam Excise Division. In that Division, the consumers themselves are permitted to import the salt required by them from the adjoining British Districts on payment of duty at the *chowkeys*.

The number of factories or *alloms* for the manufacture of salt in the State was 19 and they were all situated in South Travancore. The total extent of the pan area

Home Salt. available for the manufacture of salt in all factories was 572·53 acres against 535·46 acres in 1114 but an extent of 520·24 acres only was worked by the licensees during the year. The total quantity of salt manufactured in all the factories together amounted to 2,036,200 maunds against 1,456,116 maunds in 1114. Including the excess found in the heaps at the time of storage and sale, the out-turn during the year was 2,086,767 maunds against 1,733,012 maunds in 1114. The average yield per acre during the year was 4,011 maunds against 3,579 maunds in 1114. The total quantity of salt borne in the accounts including the stock at the beginning of the year was 4,566,640 maunds against 3,878,744 maunds in 1114. The quantity expended during the year was 1,130,210 maunds and the closing balance was 3,436,430 maunds. As the licensees had to pay the duty

before removing their salt for transport and sale and as they were thereby handicapped by the need for a larger investment of capital in marketing their salt, an arrangement was brought into force from 1104 under which they were permitted to transfer the salt under bond to the Government depots without paying duty in advance. They had to deposit only a security, the duty and a nominal cess of 6 pies per maund being recovered only at the time of the actual sale of the article to the consumers. The quantity of home salt so transported by the licensees during the year was 45,835 maunds. Including the quantity of home salt in stock in all the factories, depots and bankshalls at the beginning of the year, the quantity of salt available for consumption was 5,152,030 maunds.

Foreign salt used to be imported from Bombay and Tinnevely. The supply of Bombay salt was being gradually reduced from year to year and its import was

Foreign Salt. completely stopped in 1113. 1,518 maunds of Tinnevely salt was imported into Devicolam by private individuals in 1115 against 1,391 maunds in 1114.

The following statement compares the consumption of different kinds of salt during 1114 and 1115 :—

Salt Consumption.

| Year. | Home Salt | Tinnevely Salt. | Total. |
|-------|-----------|-----------------|-----------|
| | Maunds. | Maunds. | Maunds. |
| 1114 | 1,274,015 | 8,672 | 1,282,687 |
| 1115 | 1,304,520 | 1,518 | 1,306,038 |

Deducting the 11,982 maunds issued for industrial purposes, the average consumption per head of the population was 20·89 lbs. against 20·58 lbs. in 1114.

The issue prices of the different kinds of salt at the close of the year are shown in the subjoined

Sale Prices of Salt. statement:—

| | Rs. | As. | Ps. | |
|-----------------------------------|-----|-----|-----|-----------|
| Salt Factories | 2 | 3 | 0 | per maund |
| Trivandrum Port Salt Depot | | | | |
| (under bond) | 2 | 5 | 6 | do. |
| do. (Government salt) | 2 | 5 | 0 | do. |
| Quilon Depot (under bond) | 2 | 7 | 0 | do. |
| do. (Government salt) | 2 | 6 | 6 | do. |
| Alleppey Depot (under bond) | 2 | 8 | 0 | do. |
| Munambom Depot (Government salt) | 2 | 7 | 0 | do. |
| Shencotta Depot (under bond) | 2 | 6 | 6 | do. |
| Bankshalls of the Shencotta taluk | | | | |
| (under bond) | 2 | 7 | 0 | do. |

Excise Revenue.

The excise revenue is derived from the manufacture and sale of country liquor and from licences for the sale of toddy, country and foreign liquors, from tobacco, opium and its derivatives, and ganja.

The substitution of the present "Independent Shop" system for the old farming monopoly for the manufacture and sale of toddy and arrack in the whole State, except the Devicolam taluk, was completed in 1100. Under the present system the rights to vend toddy and arrack are separated and sold by auction shop by shop. The right of manufacture and vend of toddy is with the shopholder who pays a tax on every tree tapped. He can draw toddy only from trees licensed to him for the purpose on payment of the prescribed tree-tax. The right of sale alone of arrack is granted, the right of manufacture being with the Government who engage contractors for its manufacture and supply to the arrack shop-keepers. On account of the hilly nature of the taluk and the consequent difficulties in transporting arrack thereto, the farming system in respect of arrack still continues in Devicolam and toddy is

not produced there. The Government have engaged a contractor for the manufacture and vend of arrack in that taluk and reserve to themselves the right to fix the number and location of shops in the area.

The policy of the department has been to make it increasingly difficult for the consumer to obtain liquor. The reduction in the number of shops, the enhancement of the liquor duties and the adoption of other restrictive measures are forces tending to control consumption. Every care is taken to minimise temptation to those who do not drink and to discourage excess among those who do. The temperance movement and the movement for absolute prohibition spread the erroneous idea that the Government created and fostered an unwholesome demand for drink which would cease automatically if the State were ready to forego the excise revenue. When it is recognised that sources of illicit supply are easily accessible in the State and that liquor can be had from almost any palm tree with no more skill than is required to make an incision and with no more apparatus than a knife and a toddy pot, it will be conceded that Government intervention only operates to regulate both the quality and the quantity of the liquor consumed, the former by the prescription of certain standards of strength and the latter by the levy of still-head fees which the consumer automatically pays.

The biennial contract for the vending of toddy and arrack which was entered into at the beginning of 1114 continued in 1115. The contract taken up by Messrs. *Abkari* The Travancore Sugars and Chemicals Ltd., *Contract.* for the manufacture and supply of jaggery arrack to the independent shops of the State from the beginning of 1113 also continued during the year. The total number of toddy and arrack shops working during the year was 1,451 as in the previous year.

The arrack required for the State was manufactured by the Travancore Sugars and Chemicals Ltd. in their distillery at Nagercoil, under the agreement entered into with the company. *Arrack.* Coco-brandey was manufactured by the Devicolam Distilleries Ltd. in the distillery at Vaikam. The supply price for jaggery

arrack and coco-brandry remained the same as in the previous year *viz.* Bh. Rs. 2 and Bh. Rs. 7 annas 3 respectively per proof gallon. The strength of jaggery arrack and coco-brandry supplied to the licensees was each 25° U. P. and 35° U. P. as in the previous year. There were 28 warehouses and one wholesale depot during the year. The total number of arrack shops excluding the shops in the Devicolam taluk was 396 as in the previous year. There was one shop for every 17·57 sq. miles and 12,719 inhabitants. The quantity of arrack consumed during the year was 42,241 proof gallons of jaggery arrack and 976 proof gallons of coco-brandry against 43,516 proof gallons of jaggery arrack and 983 proof gallons of coco-brandry in 1114. The average incidence of vend rent per proof gallon was Rs. 4 chs. 2 cash 1. The incidence of taxation on country spirit per head of population was chs. 2 and cash 4 against chs. 2 and cash 5 in the previous year.

The number of toddy shops working during the year was 1,055 as in the previous year. This works out to one shop to every 4,769 persons and 6·59 sq. miles.

Toddy.

The rates of tree tax remained the same as in the previous year *viz.*, Bh. Rs. 2 and anna 1 per palmyra tree, Bh. Rs. 4 and annas 2 per cocoanut tree and Bh. Rs. 8 and annas 4 per *choondapana* tree per half year.

Tree Tax.

The amount of tree tax collected during the year rose from Rs. 3·93 lakhs in 1114 to Rs. 4·03 lakhs.

The number of trees licensed for tapping during the years 1114 and 1115 is given in the subjoined *Trees Tapped.* statement:—

| Class of trees. | No. licensed. | |
|--------------------|---------------|--------|
| | 1114 | 1115 |
| Cocoanut | 116,316 | 58,662 |
| Palmyra | 36,063 | 14,853 |
| <i>Choondapana</i> | 28,056 | 18,492 |

The manufacture of toddy from palmyra trees was as usual confined to the taluks of Thovala, Agastiswaram, Kalkulam, Vilavankod, Neyyattinkara and Shencotta. *Choondapana* trees were tapped for fermented toddy in the taluks of Nedumangad, Quilon, Kottarakara, Pathanapuram, Kunnathur, Karunagapalli, Mavelikara. Thiruvalla, Pathanamthitta, Kottayam, Changanacherry, Minachil, Vaikam, Muvattupuzha, Thodupuzha, Kunnatnad and Parur. Cocoanut trees were tapped in all taluks except Thovala, Agastiswaram, Devicolam and Peermade. The daily average yield of fermented toddy was 21 drams from the cocoanut tree, 26 drams from palmyra tree and 56 drams from *choondapana* tree. Sweet toddy rules were in force throughout the State except in the taluks of Thovala, Agastiswaram, Kalkulam, Vilavankod, Neyyattinkara and Shencotta.

The vend of foreign liquor is governed by the "License Fee System", the fee being differentially fixed for "off sales" and "on sales". The import of foreign liquor

*Foreign
Liquor.*

directly by sea is subject to levy of duty. The quantity of foreign liquor including all varieties imported into the State fell from 28,548 gallons in 1114 to 24,957 gallons in 1115. The major portion of the foreign liquor imported was through the land customs houses. Thirty one permits were issued to persons other than licensed vendors for the import of foreign liquor. Twenty-eight wholesale licences, 7 retail licences and 10 club licences were issued for the vend of foreign liquor. The number of licences issued for the vend of medicated wines was 39 against 43 in 1114. Twenty licences were issued for the vend of denatured and methyated spirit against 17 licences in 1114.

The independent shop system for the sale of opium and ganja continued to be in force throughout the State. The

*System of
Sale of Opium
and Ganja.*

opium required for the State was as usual purchased from the Madras Taluk Office, while ganja was purchased from the British Indian Store House at Vettapalam, and both the articles were issued from the Central Stores at Trivandrum. The supply to the vend contractors was made by the department. Till 1930, the practice was to obtain opium and ganja from the Madras Stores on payment

of the price of the quantity purchased and the duty thereon as also centage charges. At the end of every financial year the British Government used to grant a rebate of the duty on the article supplied to this State. From the financial year commencing from the 1st April 1930, the Madras Government agreed to supply opium and ganja on payment of the cost price and centage charges only, thus doing away with the system of rebate of duty. The contracts entered into with the shop keepers for 1114 having terminated, fresh contracts were entered into for 1115. The issue prices of opium and ganja were the same as in the previous year *viz.*, Bh. Rs. 87 and Bh. Rs. 35 respectively per seer.

The number of opium and ganja shops working during the year was 130 as in the previous year. This gave one shop to every 39,199 persons and to every 58.65 sq.

Consumption of Opium and Ganja. miles. The quantity of opium and ganja issued for sale was 1,983 and 2,001 seers respectively against 2,252 and 3,270 seers in 1114. The average consumption per head of the population was 0.0311 tolas of opium and 0.0311 tolas of ganja against 0.035 tolas of opium and 0.051 tolas of ganja during 1114. The average selling price of opium was Re. 1 chs. 22 and cash 10 per tola and that of ganja chs. 19 and cash 12.

The tobacco required for consumption in the State is imported by the merchants on their own account by land, sea or rail and removed for consumption on pay-

Tobacco—System of Supply and Sale. ment of duty at the chowkey of import, or bonded in the Government warehouses where it is allowed to remain in the joint custody of the Government and the merchants. The merchants remove the tobacco from the warehouses after paying the import duty. The varieties of tobacco imported are Tinnevely, Coimbatore and Jaffna, the duty imposed being Bh. Rs. 120 per candy for Coimbatore and Tinnevely and Rs. 200 per candy for Jaffna tobacco. The right to sell *beedi* and *beedi* tobacco was restricted to persons who had obtained a licence from the Excise Department. The import of *beedi* and *beedi* tobacco was allowed only by persons who had obtained permits for the purpose from the department,

except in the Devicolam taluk and the Vandanmettu pakuthi of the Peermade taluk.

The following restrictions relating to trade in tobacco were also in force *viz.*, a *mellabhom* licensee should import not less than 50 candies of Coimbatore and Tinnevely tobacco or 10 candies of Jaffna tobacco in a year; a wholesale licensee who carries on business outside the Devicolam Division should sell not less than two candies of *beedi* tobacco or five candies of other varieties of tobacco as the case may be in a year; a retail licensee should sell on an average not less than 15 lbs. of tobacco per month.

The consumption of duty-paid tobacco increased from 16,633 candies in 1114 to 16,826 candies in 1115 of which 13,050 candies were Coimbatore tobacco, 1,072 Tin-

Tobacco Consumption. nevelly tobacco and 2,704 Jaffna tobacco, the figures for 1114 being 12,399 Coimbatore, 1,078

Tinnevely and 3,156 candies of Jaffna tobacco.

Leaving out a third of the population as children and non-users of tobacco, the average consumption per head of population during 1115 was 2·97 lbs. against 2·94 lbs. in 1114.

The number of cases reported during the year under Abkari, Opium, Tobacco and Salt laws was 1,851 against 2,025 in 1114. Including 67 cases pending investi-

Excise Offences. gation at the beginning of the year, 1,918 cases were handled by the department and of these, 1786 cases were charged before the

Magistracy, 84 cases were either referred or struck off the register for want of evidence and 48 cases were pending at the end of the year. Including the cases pending at the commencement of the year, the number of cases tried by the Magistrates was 1,857 of which 1,762 ended in conviction and 41 in acquittal and the remaining 54 cases were pending at the close of the year. The percentage of conviction and acquittal during the year were 94·83 and 5·17 against 94·41 and 5·59 respectively in 1114. The number of cases detected by the department fell from 2,025 in 1114 to 1,851 in 1115.

Customs Revenue.

63. The relations of Travancore with the British Indian Government in regard to "Customs" are governed by the Interportal Trade Convention of 1865. Until the *Import duty*. date of that Convention, the Travancore Government was free to levy its own rates of import and export duties on goods entering or leaving her frontiers. Subject to certain exceptions, the Travancore Government agreed under the Convention to admit, free of duty, all goods which are the manufacture or produce of British India or Cochin, or which have paid import duty in British India or Cochin. The Travancore Government also agreed, except in the case of certain specified articles, to adopt the British Indian tariff in respect of imports direct through her own ports. In consideration of the surrender by Travancore of her right to levy import duties on foreign goods entering the State after having paid duty in British India, the British Government agreed to compensate her to the extent of the probable loss sustained by her on this account. The average amount of customs collected at the time of the Interportal Convention was Bh. Rs. 53,218, of which Bh. Rs. 13,218 represented the amount of import duty realised at the Travancore seaports, and the loss then sustained by the State on account of the concession was Bh. Rs. 40,000. Although the principle was recognised that Travancore was entitled to be compensated to the extent of the probable loss sustained by her on account of the surrender of the right to levy duty on goods which have already paid duty in British India or Cochin, the practice has been to calculate such loss on the basis of the figures for 1863-64. Thus, when the Travancore sea customs collections (on imports from foreign countries, excluding goods imported by sea for the use of the Travancore Government) are less than Bh. Rs. 13,218, the British Government pays to Travancore Bh. Rs. 40,000 ; but, if in any year, the collections exceed Bh. Rs. 13,218, the excess amount realised is deducted from the sum of Bh. Rs. 40,000 and the balance alone is paid to Travancore. No amount was paid during the year under report by the British Government under the Interportal Trade Convention. Tobacco, salt, opium and spirits are excluded from the Convention. The assigned values and rates of duty adopted by Travancore in regard to imports from foreign countries follow the British Indian tariff.

The total receipts under imports during 1115 amounted to Rs. 7.12 lakhs against Rs. 7.49 lakhs in 1114. Nearly 86.49 per cent. of the import duty was contributed by snuff, English tobacco, cigars, cigarettes, gudak, *beedies*, spirituous medicinal preparations, table salt and *induppu*. There was considerable increase under duty on *beedi* tobacco while there was a fall in the duty realised on snuff, cigars, cigarettes, *beedies* and spirituous medicinal preparations imported from British India.

In regard to exports, the State is free to levy duty on any commodity. Under the Interportal Trade Convention, how-

ever, the rate of duty on tariff valuation shall

Export duty. not exceed 5 per cent. on all ordinary exports, 10 per cent. on timber and Rs. 15 a candy on pepper and arecanut. Of the articles on which export duty is now levied, the most important are copra, coir, cocoanut oil, cocoanuts, tea, pepper, dry ginger, jaggery, salt, fish, arecanuts and tamarind. A cess on coffee and tea exported from the State is also charged at the rate of Bh.Re. 1 per cwt. and Bh.Re. 1 annas 6 per 100 lbs. respectively. The revenue is collected at the land and sea customs houses. There were 74 Land Customs Houses, 4 Sea Customs Houses and one Aero-drome Customs House in the State.

The total export duty collected during the year fell from Rs. 26.16 lakhs in 1114 to Rs. 25.33 lakhs in 1115. The bulk of the export duty was as usual realised from the produce of the cocoanut tree such as copra, cocoanut, coir, cables, coir fibre, *punnac* and cocoanut oil. These articles together yielded Rs. 8.28 lakhs or 32.68 per cent. of the total revenue from export, the corresponding figures for the previous year being Rs. 10.46 lakhs and 40.4 per cent. respectively. The net decrease under the products of the cocoanut tree during the year was Rs. 2.18 lakhs. This fall was due to poor yield of cocoanuts and the lack of shipping facilities on account of the war. There was also a fall in the export of arecanut, jaggery, ginger, tamarind and turmeric while the export of pepper and tea showed considerable increase. Laurel oil, cane sugar, charcoal, fish and hides were also exported in larger quantities than in the previous year.

The number of match factories working in the State during the year was 10 against 11 in 1114. Of the 10 factories, 9 were working on a cottage industry basis. The Excise duty on matches realised fell from Rs. 1·03 lakhs in 1114 to Rs. 80,491 in 1115 and the amount received from the British Indian Government under excise duty on matches was only Rs. 2·22 lakhs against Rs. 5·57 lakhs in the previous year.

The following statement compares the receipts and expenditure of the department for 1114 and 1115 : —

Receipts and Expenditure.

Receipts.

| Item. | 1114. | 1115. |
|---------------------------------------|--------------------|--------------------|
| SALT | Rs. | Rs. |
| Duty on foreign salt | 14,043 | 2,434 |
| Duty on local salt | 20,23,665 | 20,64,608 |
| Other receipts under salt | 1,64,669 | 2,54,981 |
| Total of Salt | 22,02,377 | 23,22,023 |
| TOBACCO | | |
| Duty on Jaffna tobacco | 4,33,678 | 4,52,418 |
| Duty on Coimbatore tobacco | 15,14,486 | 15,94,432 |
| Duty on Tinnevely tobacco | 1,31,728 | 1,30,897 |
| Other receipts under tobacco | 79,164 | 83,043 |
| Total of tobacco | 21,59,056 | 22,60,790 |
| ABKARI AND OPIUM | | |
| Licence fee on foreign liquors | 27,131 | 42,567 |
| do. and duty on country liquor | 19,10,449 | 19,41,152 |
| do. do. on opium and ganja | 4,08,609 | 3,60,757 |
| Other receipts under abkari and opium | 5,596 | 6,163 |
| Total of abkari and opium | 23,51,785 | 23,50,639 |
| Customs | | |
| Exports | 20,70,283 | 19,48,954 |
| Imports | 7,49,018 | 7,12,370 |
| Duty on tea | 5,45,467 | 5,83,889 |
| Receipts from the Cochin Harbour | 14,92,296 | 16,84,320 |
| Other receipts under customs | 16,461 | 13,771 |
| Total of Customs | 48,73,525 | 49,43,304 |
| DUTY ON MATCHES | | |
| Income from the duty on matches | 6,64,049 | 3,05,735 |
| Grand total | 1,22,50,792 | 1,21,82,491 |
| Deduct refunds | 9,154 | 4,574 |
| | 1,22,41,638 | 1,21,77,917 |

Expenditure.

| Item. | 1114. | 1115. |
|--------------|-----------------|-----------------|
| | Rs. | Rs. |
| Salt | 97,534 | 97,764 |
| Excise | 5,17,003 | 4,94,689 |
| Customs | 1,00,741 | 98,010 |
| Matches | 3,719 | 3,098 |
| Total | 7,18,997 | 6,93,561 |

Forest Revenue.

Conservator.

Mr. P. Raman Pillai, B. A.,

Barrister-at-Law.

Travancore has been from the earliest times a country with valuable forests. In the early part of the last century, teak was the only 'monopoly' timber in the State. People were free to fell and remove every other kind of timber except that they had to pay a slight river duty when the timber was transported by water. The first Conservator was appointed more than a century ago with an establishment costing a little over Rs. 1,000 per annum. The function of the Conservator was confined to arranging for teak and cardamom being collected and delivered at Alleppey. From such small beginnings the department steadily grew in size and strength and it has now been charged with increased and multifarious functions. In 1844, blackwood and *anjili* were declared monopolies and wax, cardamom, ebony and sandalwood were later on added to the list. Cardamom ceased to be a monopoly in 1071 (1896). At present the 'monopoly' trees are teak, blackwood, ebony and sandalwood. The monopoly on trees growing on lands west of the Main Central and the Main Southern Roads was abolished from 1109. Artificial regeneration of teak was commenced in 1886. In 1063 (1888) the first Forest Act for the protection and management of the State forests was promulgated. The first forest reserve of 300 square miles was notified in the following year. Since then, in the course of about 51 years the area of the State reserved forests has reached 2,360 square miles and 500 acres. In the interests of cultivation and to meet the increasing pressure of population, selected

areas from them are, wherever possible, being excluded for assignment. The receipts of the Forest Department in 1038 (1862-63) amounted to over Rs. 1.75 lakhs. As a result of nearly seventy-seven years of careful control and management, the annual income from the department has risen far above that amount and in 1115 it was Rs. 16.92 lakhs. There has also been a proportionate rise in the expenditure which was less than Rs. 80,000 in 1059 (1883-84) but amounted to Rs. 9.73 lakhs in the year under report.

The policy of the Government has in recent years been to refrain from further reservation of extensive areas. The

Forest Policy. objects underlying the reservation so far made have been to secure the utmost possible yield from that part of a forest block which is commercially valuable, to protect the forest growth in mountainous tracts for the prevention of erosion and landslips, to regulate the flow of water in streams originating from the hills and to preserve the sources of supply of small timber and fuel to the agriculturists and of fodder for cattle. Endeavours have been made to develop the utilisation of soft woods. On the conservancy side, special efforts are made for the scientific plantation of valuable species of timber to replace fellings in natural forests. Artificial regeneration, side by side with exploitation, is the settled policy of the Government. A judicious policy of disafforesting as much suitable land as practicable for paddy cultivation is being systematically pursued.

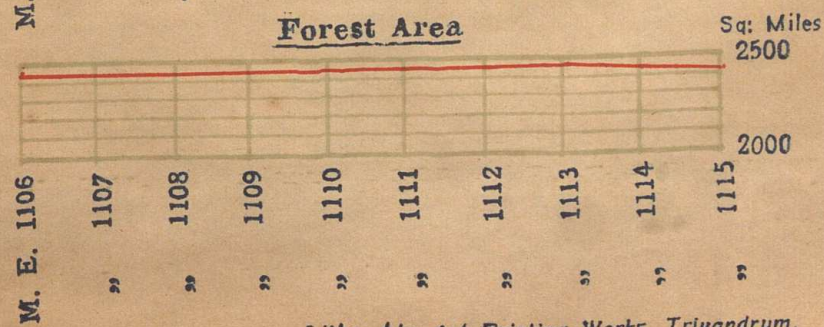
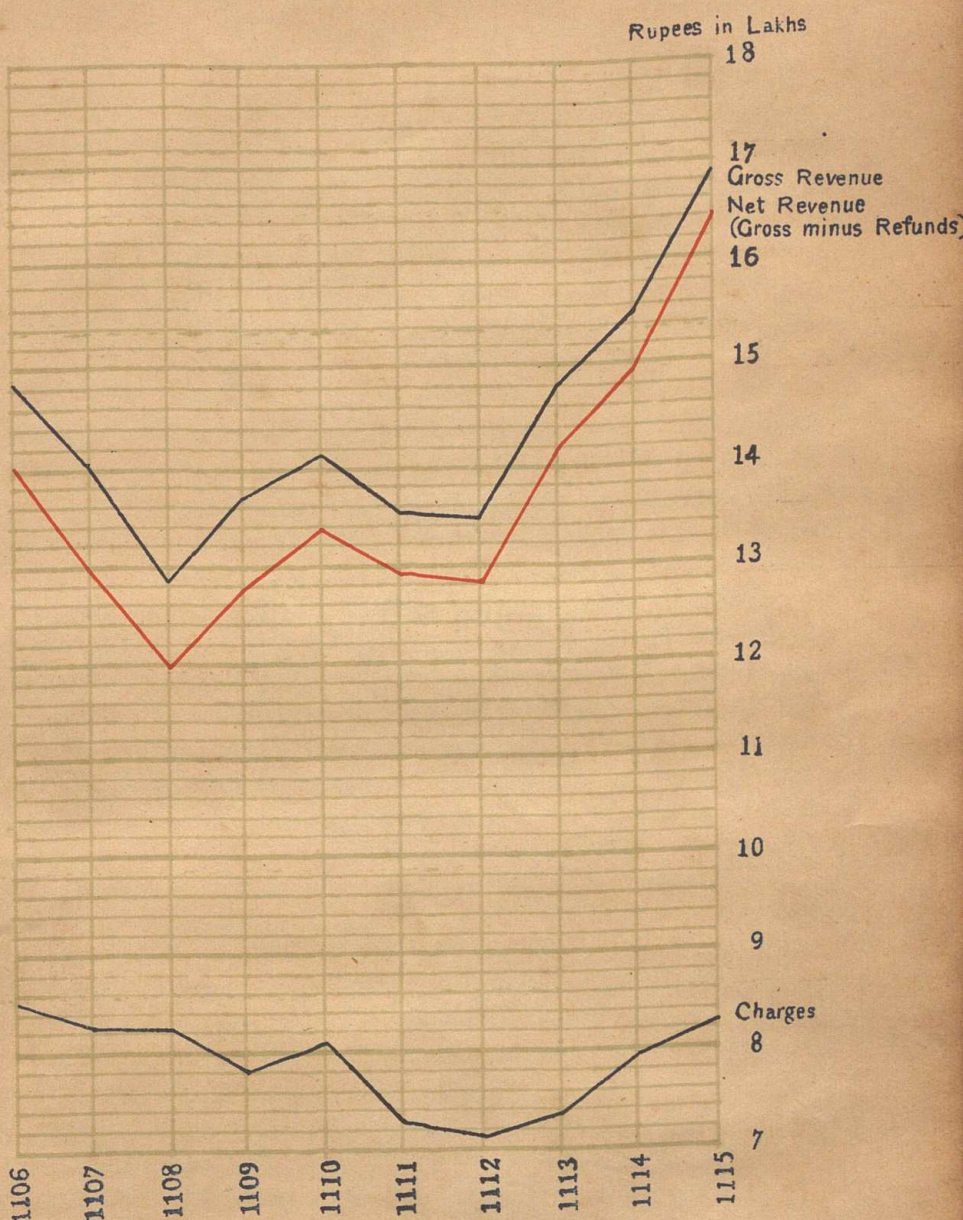
The area of reserved forests increased from 2,360 sq. miles and 232 acres in 1114 to 2,360 sq. miles and 500 acres in 1115.

Reserved Forests. The increase of 268 acres was due to the final reservation of 318.36 acres as against 50.41 acres disreserved during the year. The area of reserved forests represented 30.97 per cent. of the total area of the State.

The area of reserved lands decreased from 84 sq. miles and 374 acres in 1114 to 83 sq. miles and 324 acres in 1115.

Reserved Lands, and Fuel and Fodder Reserves. This decrease of reserved land to the extent of one sq. mile and 50 acres was due to the handing over of certain area to the Edapalli Chief and to the Public Works Department. The area of Fuel and Fodder Reserves also decreased from 2 sq. miles and 459 acres to 2 sq. miles and 114 acres during the year.

Forest Revenue and Charges.





The year under report opened with 10 proposed regular reserves and 10 fuel and fodder reserves pending final settlement. Of these, 3 fodder reserves were finally settled during the year. Under 'proposed reserves' the Mulamkuzhi plantation reserve was added during the year. Thus, at the close of the year there were 18 blocks pending final settlement of which 11 were proposed regular reserves and 7 proposed fuel and fodder reserves. During the year 344.38 miles and 46 acres were surveyed against 340.64 miles and 74.97 acres during 1114.

Forest exploitation is regulated by working plans or working schemes so as to bring all important forests under systematic management, to ensure continuity of treatment and orderly and economic working, as well as to ensure forest regeneration in the interest of posterity. Out of a total area of 2,360 sq. miles and 500 acres, there were at the commencement of the year plans or schemes for a total area of 1,014.47 sq. miles. During the year working plans in respect of an area of 20.94 sq. miles were prepared, thus increasing the area to 1035.41 sq. miles. The areas for which working plans or schemes are not required come to 1,033 sq. miles while schemes have to be prepared for only 228.5 sq. miles or for 9.7 per cent. of the total forest area.

As in the past, the extraction of timber from the forest was entrusted mostly to contract agencies except in the High Ranges where timbers were extracted under the *mellabom* system. Motor lorries and carts along land routes and rafts along waterways were adopted for the transport of forest produce. Elephants were employed for dragging timber from areas away from road sides or river banks. The quantity of timber extracted, and removed from the forests was 1,492,452 c. ft. against 1,621,854 c. ft. in 1114. Of the timber extracted, royalties formed 536,545 c. ft. and junglewood 955,907 c. ft., the corresponding figures for the previous year being 765,870 c. ft. and 855,984 c. ft. respectively. Including the stock at the commencement of the year the quantity of timber available for disposal was 2,407,849 c. ft. Of this, a quantity of 1,610,497 c. ft. consisting of 674,161 c. ft. of royalties and 936,336 c. ft. of junglewood was disposed of during the year,

the corresponding figures for 1114 being 1,610,389 c. ft. consisting of 725,848 c. ft. of royalties and 884,541 c. ft. of junglewood. The balance in stock at the end of the year consisted of 636,884 c. ft. of royalties and 160,468 c. ft. of junglewood. The total receipts on account of sale of royalties and junglewood amounted to Rs. 1,413,780 against Rs. 1,400,748 in 1114.

Firewood, charcoal, cardamoms, sandal, bamboos and ivory are among the most important items of minor forest produce. The receipts from the disposal of
Minor Forest firewood and charcoal amounted to Rs. 15,413
Produce. against Rs. 13,583 in the previous year. The receipts from cardamoms rose from Rs. 7,116 in 1114 to Rs. 23,728 in 1115. A sum of Rs. 17,383 was realised from the sale of bamboos against Rs. 12,098 in the previous year. The receipts from the sale of ivory rose from Rs. 4,548 in 1114 to Rs. 6,734 in 1115. The receipts from grazing permits and fodder grass rose from Rs. 20,082 in 1114 to Rs. 20,961 in 1115. Besides these, articles such as reeds, rattans, honey, wax, rubber, etc., are also sources of revenue from the forests.

There were 12 elephants, 5 tuskers and 7 cows, in the possession of the department at the beginning of the year. Capturing operations conducted during the
Elephants. year brought in 13 elephants of which 7 were tuskers and 6 cows. One tusker was transferred to the department from His Highness the Maharaja's Garage and Stables. Out of the total number of 26 elephants in the possession of the department, 5 tuskers and three cows were sold in auction; one tusker and one cow were sold by negotiation, one cow was sold to the Devaswom Department, one tusker and one cow were transferred to His Highness the Maharaja's Garage and Stables. One died during the year. Thus there remained at the end of the year 12 elephants in the possession of the department of which 5 were tuskers and 7 cows. The average cost of maintaining a trained elephant amounted to Rs. 249 in 1115 and that of the capture and upkeep of an elephant Rs. 273. The average realisation on account of sale of an elephant fell from Rs. 1,281 in 1114 to Rs. 1,128 in 1115. A sum of Rs. 653 was realised as hire of elephants against Rs. 639 in 1115.

During the year the natural regeneration of superior junglewood species such as teak, blackwood, *vengai*, *thembavu*, *irul*, *venteak*, *anjili* and *maruthu* was satisfactory in all the divisions. At the commencement of the year, there were 15,365 acres under teak plantation. An area of 608 acres was planted with teak during the year at an average cost of Rs. 1.38 per acre against 538 acres at an average cost of Rs. 1.62 per acre in 1114. The total area of the teak plantations at the end of the year was 15,973 acres. The *taungya* system of raising plantations followed by the department for the past several years continued to work with satisfactory results. The receipts from the teak plantations by the sale of logs, poles, saplings, etc., fell from Rs. 93,080 in 1114 to Rs. 62,848 in 1115 because unlike in the previous year, no large area of middle aged plantations was thinned, but only plantations of a lower class. Despite the damage done by the teak defoliators mostly in the Central Division, and the wild elephants, the condition of the teak plantations especially in the Central Division was generally satisfactory. The area under rubber, cashewnut and casuarina was 143.75 acres, 123.5 acres and 108 acres, respectively. An area of 76.10 acres was under *elavu* plantation. The area under red gum plantation was extended from 25 acres in 1114 to 40 acres during the year, the new area being at Peermade. Cultural operations such as climber cutting and weeding were carried on as usual. The experimental cultivation of teak from seeds of different origins such as Burma seeds, Canara seeds, Nilambur seeds was continued during the year. The plants from local seeds showed the best growth. The growth of beedi leaf plant especially in the Shencotta Division continued to be satisfactory. During the year a Deputy Ranger was deputed to Hyderabad for studying the technique of cultivation, collection, treatment, etc., of beedi leaves and he submitted a report on the possibilities of beedi leaf cultivation in the State. It has been decided to confine its cultivation to the Puliwara Reserve in the Shencotta Division. The cultivation of lac was confined to the Southern Division. From the experiments conducted in 1114 it was noticed that lac does not thrive well in reserves and hence an attempt was made in 1115 to infect trees in unreserved lands. The experimental plantations opened during the year under report covered an area of 21 acres. The results were on the

whole satisfactory. Steps were taken during the year to develop the utilisation of softwood. As usual, softwoods were supplied to Messrs. Harrisons and Crosfield and Messrs. The Tata Oil Mills Co., Ltd. They were supplied to the Development Department also.

The total number of forest offences reported during the year was 1,119 against 1,081 in 1114. Including the 297 cases pending disposal at the beginning of the year, there were 1,416 cases for disposal against *Forest Protection.* 1,390 cases in 1114. Of these 513 cases were disposed of by the magistracy, 627 were compounded and 8 cases were withdrawn, leaving a balance of 268 pending at the close of the year. Of the cases disposed of by the magistracy, 490 ended in conviction and 23 in acquittal. There was an increase in the number of offences committed within reserves especially those relating to the collection and removal of timber and other produce. There was a slight fall in the number of cases relating to lands at the disposal of Government. Measures were taken to protect an area of 2,176.55 sq. miles of forests *i. e.* 2,091.06 sq. miles of reserved forests and 85.49 sq. miles of reserved lands from fire at a cost of Rs. 6,197 against 2,087.64 sq. miles of reserved forests and 86.09 sq. miles of reserved lands in 1114 at a cost of Rs. 6,067. Out of a total area of 2,360 sq. miles and 500 acres of reserves, the area closed for the whole year to the grazing of all animals was 248 sq. miles and 429 acres against 248 sq. miles and 88 acres in 1114 and an extent of 279 sq. miles and 97 acres was closed to goats only. The total area of reserved forests open to the grazing of all animals during the year was 1,827 sq. miles and 468 acres.

The game preservation work of the department was continued under the control of the Game Warden, Mr. S. C. H.

Protection of Game. Robinson. New works were carried out during the year in the Game Sanctuary for better preservation of game, and for the advancement of the tourist traffic scheme. Steps were also taken to prevent the recurrence of wild fire which cause a good deal of damage in the Game Sanctuary. Many distinguished persons visited the National Park which is steadily increasing in popularity as a resort for tourists and visitors. The Peermade Game Association continued to function during the year with the Game Warden as the Honorary

Secretary. There were 55 members on the rolls against 44 in the previous year. During the year the Association purchased an out-board motor boat for use on the Periyar lake. The Association is making attempts to obtain the lease of the Fishing rights in the Periyar lake at an annual rental.

The Sales Officer who was appointed in 1112 to conduct the auction sale of timber in all the important Sales Depots continued to function till the end of 1115

Miscellaneous. when the place was terminated. The reports of the Working Plan Officer for the teak plantations and for the sandal areas were under scrutiny when the year closed. He however continued as Working Plan Officer for the revision of the working plans of the Shendurney and other working circles in the Shencotta and Quilon Divisions. During the year under report Mr. L. A. Krishna Aiyar published his second volume of "The Travancore Tribes and Castes". During the period he was also engaged in the publication of his third volume on "The Aborigines of Travancore".

Dr. S. Kamesam, Hon. D. sc. (Andhra), B. E., (Mech) M. E. (Hons.), M. I. E. (Ind.), continued as the Director of Development till the 11th Medom 1115/23rd April 1940

The Director when his deputation with this Government of Development terminated. Dr. S. K. Pillai, Oec. D. (Munich), Technical Assistant to the Director, was in additional charge of the department during the rest of the year.

The several items of research work taken up during the previous year such as cement saw dust building elements,

Research work. adhesives for wood to wood and wood to metal, softening of wood for pencils, etc., were continued during the year. Besides the above items, the following were also added to the programme of work :—

1. Wood wool slabs.
2. Reinforcement of cement.
Concrete with rattans and bamboos.
3. Peeling characteristics of timber.
4. Bending do. do.

The department availed itself of the occasion afforded by the Sri Chitra Exhibition held in connection with the birthday of His Highness the Maharaja in the *Demonstration*. month of Thulam 1115 to exhibit various products from wood industries such as toys, parquet panels, furniture, trays, laminated articles, models of bridges, wooden tanks, etc., and all these articles especially furniture attracted considerable interest.

During the year the department completed the construction of the factory, workshops and work lay-out sheds in the premises of the Development office. The *Engineering Work*. department undertook the construction of two drill sheds each 140' x 40' at Pangode for the Military Department. With a view to exhibit on a permanent basis all forest produce and products of the Development Department, the construction of a museum building in the premises of the Development office employing treated timber was taken up and a major portion of the work completed by the end of the year.

The Bowstring arch bridge constructed by the department at Thottapally was formally opened to traffic during the year.

The department put up 3 timber bridges *Rural Bridges*. during the year, one at Samboorvadakara near Shencotta, another at Chanthanthura across T. S. Canal in the 14th mile and the third at Panayan-cherry, Anchal, across the Kolerathodu. These 3 bridges are of different types. The Samboorvadakara bridge is a bowstring arch bridge 100' long having two spans of 50' each. It has also 2 land spans each 20' long. The Chanthanthura bridge is a queen post truss round timber bridge with a main span of 42' and two land spans each 12' long. The third bridge at Anchal is a reverse bow string arch bridge having a span of 30'. All these bridges have been opened to traffic during the year.

Considerable propaganda work for the promotion of wood using industries was made during the year. The following were a few items:—

- | | |
|-------------------------|--|
| <i>Wood Industries.</i> | <ol style="list-style-type: none"> 1. Bent wood parts for furniture. 2. Wood wool slabs. 3. Pencil manufacture. 4. Toy manufacture. 5. School and office furniture. 6. Ply wood. |
|-------------------------|--|

Bent wood parts for furniture and wood wool slabs were experimented upon and as the results proved successful the department proposed to take up the manufacture of good wood wool on a commercial scale. Equally encouraging were the results of the experiments for ply wood manufacture conducted with different species of timber. Wooden toys of different models were successfully made on a machine made in the workshops. In view of the marketing facilities in India afforded by the present war conditions the department proposed to take up these items of manufacture also on a commercial scale. The suitability of Travancore timber for making pencils was tested with successful results. About 4,800 pencil slats were supplied to the Madras Pencil Factory.

Ascu treatment of timber was carried on by the department at four centres, Trivandrum, Veli, Shencotta and Pallam. The work at Veli was stopped in

Ascu Treatment. Kanni 1115, the treatment being continued at all the other centres during the year. Over 95,000 cft. of timber were treated during the year. The department supplied teak wood poles to other departments as well as to outside agencies. The whole demand of the P. W. D. for ceiling planks was met by the department. The department also undertook the treatment of timber supplied by the P. W. D. for their works.

During the year the whole machinery purchased both for experimental and semi-commercial activities
Factory Work. were installed and worked.

From the results of activities of the department it is very encouraging to find that several industries using Travancore timber as basic raw material
General Scope of the Department. can be started in the State with prospects of very reasonable returns. And in the development of the resources of the State forests with that end in view the department has made a modest beginning.

The gross revenue of the department deducting refunds on *kudivila* was Rs. 16,92,720 against
Receipts and Expenditure. Rs. 14,97,332 in 1114. The expenditure rose from Rs. 9,03,816 in 1114 to Rs. 9,73,565. The net revenue of the department (including the Development Department) was Rs. 7,19,155.

Stamps.

The administrative control of the Stamps Department is vested in the Financial Secretary to Government who is the *ex-officio* Superintendent of Stamps.

General. The Stamp Manufactory is under the immediate charge of a Superintendent and the Central Stamp Depot under the Divisional Treasury Officer, Trivandrum, who is *ex-officio* "the Officer in charge, Central Stamp Depot." Stamps are printed at the manufactory and sent over to the depot wherefrom they are issued to other Divisional Treasuries and to the various Sub-Treasuries for sale.

The designs of stamps on the general and court fee stamp papers, one anna receipt stamps and seven denominations of Anchal stamps were replaced by new pictorial designs and the new design stamps were issued to the public from the 23rd Thulam 1115.

The value of stamp printing work during the last three years is shown in the following statement:—

Manufacture of Stamps.

| S. No. | Description of stamps. | Number printed. | | |
|--------|---------------------------|-----------------|------------|------------|
| | | 1113 | 1114 | 1115 |
| 1 | General stamps | 349,110 | 331,161 | 291,221 |
| 2 | One anna receipt stamps | 720,000 | 1,020,000 | 1,920,000 |
| 3 | Foreign bill stamps | 10,680 | 50,880 | 51,120 |
| 4 | Private documents | 22,444 | 23,255 | 22,746 |
| 5 | Court fee stamp papers | 88,558 | 142,000 | 122,215 |
| 6 | Court fee labels | 797,800 | 2,002,340 | 2,663,600 |
| 7 | Copying papers (ordinary) | 765,449 | 1,106,260 | 1,055,500 |
| 8 | Do. (service) | 46,500 | 69,000 | 69,000 |
| 9 | Anchal stamps | 5,696,628 | 6,535,200 | 10,668,000 |
| 10 | Anchal covers | 3,622,509 | 4,009,495 | 3,526,517 |
| 11 | Anchal cards | 2,447,472 | 4,071,256 | 3,315,200 |
| 12 | Service Anchal stamps | 2,623,264 | 4,089,280 | 5,476,104 |
| 13 | Special adhesive stamps | .. | 2,400 | .. |
| 14 | Share transfer stamps | 9,048 | 6,000 | 15,120 |
| | Total | 17,199,462 | 22,458,527 | 29,196,343 |

The value of stamps, stamp papers, etc., printed during the year amounted to Rs. 32.96 lakhs against Rs. 24.22 lakhs in 1114. Stamps to the value of Rs. 27.86 lakhs were issued from the Central Stamp Depot. The value of stamps in stock at the close of 1115 was Rs. 65.18 lakhs against Rs. 62.95 lakhs at the end of 1114.

The receipts and expenditure of the department during the past three years are given below :—

*Receipts and
Expenditure.*

| Particulars. | 1113 | 1114 | 1115 |
|---|-----------|-----------|-----------|
| | Rs. | Rs. | Rs. |
| Gross receipts | 21,40,157 | 20,85,192 | 21,32,443 |
| Deduct—Refunds | 1,03,640 | 71,718 | 68,661 |
| Net receipts | 20,36,517 | 20,13,474 | 20,63,782 |
| Expenditure | 71,325 | 95,073 | 1,17,047 |
| Deduct Share debitable to the Anchal Department | 31,971 | 32,253 | 33,210 |
| Net Expenditure | 39,354 | 62,820 | 83,837 |



150005
33360

V222:18

H151

CHAPTER V.

JUSTICE AND CRIME.

| | |
|-----------------------------------|---|
| <i>Chief Justice, High Court.</i> | <i>Rao Bahadur Rajanitinipuna</i> <i>A. Varghese, B. A., B. L.</i> |
| <i>Judge, High Court.</i> | <i>Mr. Joseph Taliath, M. A.</i> <i>Barrister-at-Law.</i> |
| “ “ | <i>Mr. K. Sankarasubba Aiyar,</i> <i>B. A., B. L.</i> |
| “ “ | <i>Mr. H. Ramakrishna Aiyar,</i> <i>B. A., B. L.</i> |
| “ “ | <i>Mr. C. Madhavan Pillai,</i> <i>B. A., B. L.</i> |
| “ “ | <i>Mr. K. K. Lukose, B. A., B. L.</i> |

The judicial administration of the State rests with the High Court, except in the matter of offences committed by European British subjects, for which there are special courts in the State, established by law. Subject to this exception, the High Court is the highest civil and criminal court in the land and has the power of adjudication over suits of the highest value and criminal cases of the most serious nature. Decisions in some important civil and criminal cases, such as decrees in suits to the value of five thousand rupees and above and capital and life sentences, are subject to confirmation by the Ruler, application for which is transmitted through the Dewan, such confirmation being a matter of course. The High Court has no original jurisdiction. In appeals, however, questions of fact as well as of law are adjudicated upon. Until 1894, there was a “Royal Court of Final Appeal” corresponding, more or less, to the judicial committee of the Privy Council in England. This Court has since been abolished, but the functions of such a committee are to some extent exercised by a Full Bench of the High Court which, when so acting, passes judgments in the form of advice to the Ruler. Below the High Court are the District and Sessions Courts which are the highest courts of original jurisdiction in civil and criminal matters. Below these District and Sessions Courts are the courts of the Munsiffs and the Village

Panchayat Courts for the trial of civil cases, and the courts of the magistrates including benches of honorary magistrates for the trial of criminal cases. Munsiff's Courts and Village Panchayat Courts have only original jurisdiction; and, generally speaking, the jurisdiction of the Munsiff extends up to suits to the value of two thousand rupees, and that of the Village Panchayat Court up to fifty rupees. Suits tried by the Village Panchayat Courts are of a small cause nature and the decisions are not subject to appeal, although the District Courts have the power to revise them to a limited extent. Munsiffs also try some classes of suits as small cause suits, the decisions being subject only to revision by the High Court. The decisions of the Munsiffs in other suits are subject to regular appeals which lie either to the High Court or to the District Court according as the value of the suit is above one thousand rupees or not. For the administration of criminal justice, there are, below the Sessions Courts, the magistrates of three classes, some of whom are honorary. The chief magistrate of a district is the District Magistrate who is a magistrate of the first class and under him are other magistrates of the first class and those of the second and third classes. These last have only original jurisdiction, while magistrates of the first class, including District Magistrates, have original as well as appellate jurisdiction. The appellate authority over magistrates of the second and third class is the District Magistrate and, if specially authorised, any other First Class Magistrate. The appellate authority over First Class Magistrates, including the District Magistrates, is the Sessions Court. District and certain First Class Magistrates, are Land revenue Officers as well; but, except in a few cases where the Tahsildars are empowered to exercise magisterial functions in their respective taluks, all magistrates of the second or third class and some of the First Class Magistrates are magistrates exclusively and have no revenue functions. The stipendiary magistrates are mostly graduates-in-law. The criminal judiciary in the State in respect of offences committed by European British subjects consists of Special Magistrates and a Special Appellate Judge appointed under Sign Manual by virtue of certain Proclamations. Special Magistrates exercise original jurisdiction; and the Special Appellate Judge exercises appellate and revisional powers over them. None of them can, however,

award any punishment higher than imprisonment extending up to three months or fine up to one thousand rupees or both. If, in the opinion of the Special Magistrate taking cognisance of a case, the offence is one that cannot be tried by him or be adequately punished by him, he has to commit the offender for trial to the High Court of Madras.

The entire judiciary is recruited from the ranks of duly qualified members of the service or the bar. Judges of the

High Court are appointed by the Ruler; and

Recruitment. they are ordinarily selected from among the District Judges or leading members of the bar. District Judges are appointed by Government, in consultation with the High Court. Munsiffs are likewise ap-

pointed by Government, on the recommendation of the High Court. District Judges and Munsiffs are removable for misconduct only after a formal enquiry by a commission,

Security of Service. duly appointed by the High Court, with the sanction of the Ruler. The Judges and Munsiffs are, without exception, graduates-in-law or barristers-at-law. The courts are

free from interference on the part of the

Independence. executive authorities. Suits against Government are of every day occurrence; and they regard the decisions as binding on them, the courts being authorised by law to issue executions against Government.

Criminal Justice.

During the year under review, there were 77 criminal courts against 75 in the previous year. These comprised the

High Court, 6 Sessions Courts, 10 Additional

Tribunals. Sessions Courts, 3 District Magistrates'

Courts, 16 First Class Magistrates' Courts, 30

Second Class Magistrates' Courts, 5 First class Bench Magistrates' Courts and 6 Second Class Bench Magistrates' Courts.

Crimes.

The total number of offences reported during the year fell from 26,921 in 1114 to 25,135 in 1115 and that returned as true from 26,327 to 24,696. The number of

Offences. offences reported under the Penal Code rose from 8,156 in 1114 to 8,837 in 1115. The

number of cases rejected *in limine* fell from 379 in 1114 to 247 in 1115 and those struck off as false or frivolous also fell

from 215 to 192. Out of the 46,944 persons brought to trial during the year 18,707 or 39·85 per cent. were convicted against 20,955 or 44·19 per cent. in the previous year. The percentage of persons actually convicted to the population of the State was 0·37 against 0·39 in the previous year.

The number of women offenders involved in cases rose from 3,538 in 1114 to 3,894 in 1115 and formed 8·29 per cent. of the total number of accused persons against 5·84 per cent. in 1114.

*Women
Offenders.*

The number of juveniles charged with offences increased from 162 in 1114 to 259 of whom 226 were boys and 33 girls. Of the boys, 27 were convicted and sent to the Reformatory.

*Juvenile
Offenders.*

During the year, 29 public servants were prosecuted *Public Servants*. while there was no prosecution of the kind in 1114.

Magistrates' Courts.

The number of cases for disposal in the Magistrates' Courts fell from 33,155 affecting 60,483 persons in 1114 to 30,950 affecting 59,309 persons and the number of cases disposed of also fell from 30,094 cases in 1114 to 27,407 in 1115. The arrears at the end of the year increased from 3,061 cases at the end of 1114 to 3,543 cases.

*Original
work.*

The number of cases for disposal by the Bench Magistrates' Courts was 9,194 cases affecting 10,154 persons against 11,715 cases affecting 12,673 persons in the previous year. The number disposed of was 8,323 cases against 11,187 in 1114, the arrears at the end of the year being 871 cases against 528 at the end of the previous year. The average duration of a case from the commencement to the end of the trial was 40 days against 39 days in 1114 and the percentage of conviction was 79·13 against 79·63 in 1114.

*Bench Magi-
strates' Courts.*

The number of cases for disposal during the year rose from 21,440 in 1114 to 21,756 and the number disposed of also rose from 18,907 in 1114 to 19,084 in 1115, leaving 2,672 cases pending at the end of the year. The average duration

*Stipendiary
Magistrates'
Courts.*

of a case was 52 days for preliminary enquiries and 34 days for trials against 48 days and 36 days respectively in 1114.

Ten Magistrates' Courts exercised appellate jurisdiction. There were 703 appeal cases for disposal against 622 in 1114 of which 544 were disposed of against 522 in 1114 leaving a balance of 159 cases at the end of the year against 100 cases at the end of the previous year. The percentage of cases in which conviction was quashed and acquittal ordered was 21·51, the percentage for 1114 being 24·33. In 2·39 per cent. of the cases, conviction was quashed and retrial ordered. The percentage of confirmation of findings and sentence fell from 55·75 in 1114 to 46·69 in 1115.

*Appellate
Work.*

The number of applications for revision, including those received by the District Magistrates was 8 against 10 in the previous year. The number of calendars received by the District Magistrates for revision was 5,786 against 6,262 in 1114 of which 5,765 were disposed of.

*Revisional
Work.*

Sessions Courts.

The number of cases committed to the Sessions Courts fell from 276 in 1114 to 274 in 1115 while the number of persons involved increased from 708 to 802. The number of cases that came up for trial was 304 as in the previous year and of these 282 cases were disposed of. The average duration of a sessions case from the date of receipt of the records till disposal was 24 days against 22 in 1114 while the duration from the beginning to the end of the trial was 17 days against 13 in 1114. The number of persons convicted was 353 against 218 in 1114 and formed 36·35 per cent. of the number involved against 28·87 per cent., in the previous year.

*Original
Work.*

The number of appeals for disposal by the Sessions Courts fell from 310 in 1114 to 286 of which 257 were disposed of. The average duration of an appeal fell from 127 days in 1114 to 90 days in 1115. The disposal of appeals resulted in the confirmation of the findings and sentences in 33·91 per cent. of the decisions of the superior Magistrates

*Appellate
Work.*

against 28·20 per cent. in 1114 and in modification of findings and sentences in 7·29 per cent. Retrial was ordered in 4·29 per cent. of the cases.

The number of calendars or appeal statements for revision during the year was 2,518 against 4,489 in the *Miscellaneous.* previous year and of these 2,261 were disposed of.

High Court.

Of the 42 referred trials for disposal 33 cases were disposed of. Death sentence was confirmed in 3 cases while it was commuted to life imprisonment in one case. *Referred* Rigorous imprisonment was confirmed in the *Trials.* case of 20 persons, conviction was altered to one of less heinous offence and lighter punishment awarded in 3 cases and conviction was quashed and acquittal ordered in the case of 5 persons. The average duration of a referred trial fell from 211 days in 1114 to 134 days in 1115.

The number of appeals preferred to the High Court rose from 233 in 1114 to 331 in 1115 of which 325 were against the decisions of the Sessions Judges and 6 appeals *Appeals.* were from the decisions of Magistrates. Including the arrears, the number of appeals for disposal was 454 against 298 in the previous year and of these 205 cases were disposed of against 175 in 1114. The average duration of an appeal disposed of rose from 189 days in 1114 to 228 days in 1115. The number of appeals defended at Government cost was 33 against 32 in 1114. The subjoined statement shows the result of appeals disposed of in 1114 and 1115 :—

Appeals against conviction.

| | 1114 | | 1115 | |
|---|---------|-------------|---------|-------------|
| | Number. | Percentage. | Number. | Percentage. |
| Abated by death of appellant | 1 | 0.57 | 2 | 0.98 |
| Interference declined | 85 | 48.57 | 1.6 | 51.71 |
| Conviction altered and sentence confirmed | 3 | 1.71 | 3 | 1.46 |
| Sentence altered with or without altering conviction | 34 | 19.43 | 18 | 8.78 |
| Appeal rejected but sentence enhanced in revision or appeal by Government | 11 | 6.29 | .. | .. |
| Conviction quashed and acquittal ordered | 22 | 12.57 | 38 | 18.54 |
| Conviction quashed and retrial ordered | .. | .. | .. | .. |
| Royal clemency exercised | 2 | 1.14 | .. | .. |
| Included in the list of long-pending cases | 1 | 0.57 | .. | .. |

Appeals against acquittal.

| | 1114 | | 1115 | |
|--|---------|-------------|---------|-------------|
| | Number. | Percentage. | Number. | Percentage. |
| Interference declined | 6 | 3.43 | 7 | 3.41 |
| Acquittal set aside and conviction entered | 1 | 0.57 | 23 | 11.22 |
| Acquittal set aside and retrial ordered | 3 | 1.71 | 4 | 1.95 |
| Abated by death of respondent | .. | .. | .. | .. |
| Otherwise disposed of | 6 | 3.43 | 4 | 1.95 |

The number of cases for revision was 494 against 534 in 1114 and of these 471 were disposed of against 511 in 1114.

Miscellaneous. The number of calendars and appeal statements for disposal during the year fell from 1,263 in 1114 to 925. Of the 49 applications for transfer of cases from one court to another, 39 were disposed of.

Extradition.

The number of persons extradited to British India and the Cochin State at the instance of the Resident for the Madras States was 25. Forty-five persons were surrendered to the

State from British India and the Cochin State, of whom 23 were convicted, one acquitted and the cases against the remaining 21 persons were pending at the end of the year.

Civil Justice.

The number of courts exercising civil jurisdiction was 79 against 78 in the previous year comprising of the High Court, 6 District Courts, 4 Second Judges' Courts, 6 Temporary Second Judges' Courts, 35 District Munsiffs' Courts, 5 Temporary District Munsiffs' Courts and 22 Village Panchayat Courts.

The volume of litigation in the years 1114 and 1115 is given in the subjoined statement :—

Civil Litigation.

| Name of court. | Original suits. | | Appeals. | |
|--------------------------|-----------------|--------|----------|-------|
| | 1114 | 1115 | 1114 | 1115 |
| Village Panchayat Courts | 7,172 | 7,414 | .. | .. |
| Munsiffs' Courts | 43,405 | 41,331 | .. | .. |
| District Courts | 1,063 | 902 | 3,648 | 3,839 |
| High Court | .. | .. | 1,302 | 1,464 |
| Total | 51,640 | 49,647 | 4,950 | 5,303 |

The total number of suits was 54,950 against 56,590, in the previous year, the decrease being 1,640 or 2.90 per cent. There was a fall in the number of original suits by 1,993 but a rise in the appellate cases by 353. The volume of litigation has been steadily on the decrease from the year 1110 due mainly to the passing of the Jenmi and Kudiyan Act, and the establishment of conciliation boards. The ratio of the original suits instituted during the year to the population of the State was one suit for every 102.64 persons as against one suit for every 98.68 persons in 1114. Ordinary and small cause suits fell from 27,119 and 24,521 respectively in 1114 to 26,092 and 23,555 in 1115. There was a slight fall in respect of suits for money or movable property and a rise in respect of suits relating to land. There was notable increase in the number of suits based on 'contracts not in writing'. The aggregate value of suits instituted during the year was Rs. 21,07,799 against Rs. 14,50,850 in 1114. The average value of a suit was Rs. 243.87 as against Rs. 221.74 in 1114. Except for a small

rise in suits of value between Rs. 1,000 and Rs. 2,000 and above Rs. 5,000, there was a general fall under all classes of suits. Small cause suits constituted 42·86 per cent. of the total litigation against 44·03 in 1114.

Original Litigation.

A statement showing the details of the disposal and pendency of ordinary suits and small cause suits in the several classes of courts in the State during *Original Work*. 1114 and 1115 is given below :—

| Name of Court. | Nature of suit. | Total No. for disposal including arrears. | | No. Disposed of. | |
|--------------------------|-----------------|---|--------|------------------|--------|
| | | 1114 | 1115 | 1114 | 1115 |
| Village Panchayat Courts | Small Causes | 10,142 | 10,345 | 7,866 | 7,911 |
| Munsiffs' Courts | Small Causes | 24,304 | 23,396 | 18,734 | 18,163 |
| | Ordinary Suits | 59,466 | 60,144 | 30,652 | 32,248 |
| | Total | 83,770 | 83,540 | 49,386 | 50,411 |
| District Courts | Small Causes | 384 | 317 | 229 | 230 |
| | Ordinary suits | 2,934 | 2,893 | 938 | 863 |
| | Total | 3,318 | 3,240 | 1,167 | 1,093 |
| | Grand Total | 97,230 | 97,125 | 58,419 | 59,415 |

| Name of Court | Nature of suit. | No. pending disposal at the close of the year. | | Average duration in days. | | | |
|--------------------------|-----------------|--|--------|---------------------------|-------|--------------------|------|
| | | | | Contested Cases. | | Uncontested Cases. | |
| | | 1114 | 1115 | 1114 | 1115 | 1114 | 1115 |
| Village Panchayat Courts | Small Causes | 2,276 | 2,434 | 176 | 159 | 51 | 62 |
| Munsiffs' Courts | Small Causes | 5,570 | 5,233 | .. | .. | .. | .. |
| | Ordinary suits | 28,814 | 27,896 | 509 | 638 | 152 | 143 |
| | Total | 34,384 | 33,129 | .. | .. | .. | .. |
| District Courts | Small Causes | 155 | 117 | .. | .. | .. | .. |
| | Ordinary suits | 1,996 | 2,030 | 1,383 | 1,297 | 251 | 232 |
| | Total | 2,151 | 2,147 | .. | .. | .. | .. |
| | Grand Total | 38,811 | 37,710 | .. | .. | .. | .. |

The number of suits for disposal by the Village Panchayat Courts during the year was 10,345 against 10,142 in 1114.

Village Pan- The number disposed of increased from 7,866
chayat Courts. in 1114 to 7,911 in 1115, leaving a balance of 2,434 at the close of the year against 2,276 at the end of the previous year.

The total number of suits for disposal in the Munsiffs' Courts fell from 83,770 in 1114 to 83,540 in 1115. The number of suits disposed of was 50,411 and formed 60·34 per cent. of the total number for disposal against 58·95 per cent. in 1114. Of the cases disposed of on merits, those decreed in favour of the plaintiffs formed 85·32 per cent. against 85·71 per cent. in 1114. The total arrears in the Munsiffs' Courts fell from 34,384 at the end of 1114 to 33,129 at the end of 1115.

The number of suits filed fell from 1,232 in 1114 to 1,089 in 1115 and of these, 897 were ordinary and 192 small causes. Of the total number of 3,240 suits for disposal, 1,093 suits were disposed of. The number of contested ordinary suits disposed of formed 66·05 per cent. of the total disposal of ordinary suits against 73·24 per cent. in 1114. The arrears at the end of the year were 2,147 against 2,151 in 1114, of which 2,030 were ordinary suits and 117 small causes. The number of references received under the Land Acquisition Act was 342 against 236 in the previous year, the number disposed of during the year being 178 against 131 in 1114.

The number of applications for execution of decrees for disposal, the number disposed of, the number pending at the close of the year and their average duration in the years 1114 and 1115 are given below :—

| Name of Court. | No. for disposal. | | No. disposed of. | |
|--------------------------|-------------------|---------|------------------|---------|
| | 1114 | 1115 | 1114 | 1115 |
| Village Panchayat Courts | 8,918 | 9,581 | 8,077 | 9,013 |
| Munsiffs' Courts | 133,495 | 139,278 | 97,722 | 102,523 |
| District Courts | 4,573 | 4,796 | 2,209 | 2,368 |
| Total | 146,986 | 153,655 | 108,008 | 113,904 |

| Name of Court. | Balance pending at the close of the year. | | Average duration in days of applications. | | | |
|--------------------------|---|--------|--|------|---------------|------|
| | | | Ordinary suits. | | Small causes. | |
| | 1114 | 1115 | 1114 | 1115 | 1114 | 1115 |
| Village Panchayat Courts | 841 | 568 | .. | .. | 22 | 26 |
| Munsiffs' Courts | 35,773 | 36,755 | 106 | 96 | 56 | 79 |
| District Courts | 2,364 | 2,428 | 230 | 248 | 131 | 137 |
| Total | 38,978 | 39,751 | .. | .. | .. | .. |

The percentage of applications in which full satisfaction was obtained to the total disposal was 7·89 per cent. and that of applications in which partial satisfaction was obtained was 15·40 per cent. against 8·68 per cent. and 16·49 per cent. respectively in 1114. The number of applications which proved wholly infructuous was 74,360 or 65·28 per cent. of the total disposal against 75,544 or 69·94 per cent. in 1114. The number of applications in which judgment debtors were imprisoned was 442 against 399 in 1114. Immovable property was sold in 4,142 cases against 4,037 in 1114, movable properties in 403 cases against 610 in 1114 and specific performances enforced in 58 cases against 62 in 1114. The number of decrees received for execution in Travancore courts from the Cochin State was 2 against 7 in 1114 and those received from British Indian courts were 29 against 69 in 1114. Decrees were sent to Cochin in 7 cases and to the British Indian courts in 9 cases against 13 and 10 in 1114.

In addition to the items of work detailed above the District Courts had to dispose of miscellaneous work such as petitions under the Insolvency, the Succession Certificate and the Guardian and Wards Act and miscellaneous petitions. The number of civil miscellaneous petitions rose from 49,948 in 1114 to 51,539 in 1115, and the number disposed of from 49,142 to 50,710, the pendency at the close of the year being 829 against 806 in the previous year. The number of applications under the Insolvency, Succession Certificate and Guardian and Wards Acts received during the year fell from

332 in 1114 to 326 in 1115. The total number of such petitions for disposal was 659 against 736 in 1114 of which 284 were disposed of against 403 in the previous year.

Appellate Jurisdiction.

The number of appeals including cross objections and miscellaneous appeals for disposal fell from 7,177 in 1114 to 6,962 in 1115 and those disposed of from 4,310 in 1114 to 3,932 in 1115. Of the regular appeals disposed of, 1078 related to land against 1,183 in 1114. The average duration of regular appeals contested and uncontested was 350 and 133 days respectively against 342 and 158 days in 1114.

The subjoined statement compares the file, disposal and pendency of first and second appeals in the *High Court*. High Court during the years 1114 and 1115:

| | 1114 | | | 1115 | | |
|--------------------------------|---------------|-----------------|--------|----------------|----------------|--------|
| | First appeals | Second appeals. | Total. | First appeals. | Second appeals | Total. |
| No. for disposal | 2,123 | 1,798 | 3,921 | 2,141 | 1,607 | 3,748 |
| No. disposed of on merits | 572 | 544 | 1,116 | 734 | 626 | ,360 |
| No. disposed of otherwise | 119 | 114 | 233 | 67 | 40 | 107 |
| Total disposal | 691 | 658 | 1,349 | 801 | 666 | 1,467 |
| Balance at the end of the year | 1,432 | 1,140 | 2,572 | 1,340 | 941 | 2,281 |

The percentage of the number of appeals disposed of to the total number for disposal was 39.14 against 34.40 in 1114. Of the first appeals disposed of, 55 were heard and disposed of by a Full Bench of three Judges. Six first appeals and 15 second appeals were remanded to the lower courts. The average duration of a first appeal was 684 days and that of a second appeal 777 days against 795 and 842 days in 1114. The number of cross objections and miscellaneous appeals for disposal during the year was 234 and 636 against 254 and 661 respectively in 1114, the number disposed of being 64 and 281 respectively against 62 and 291 in 1114.

The percentage of appeals from decrees of Munsiffs to the number of contested ordinary suits disposed of by them rose from 20·09 in 1114 to 21·10 in 1115. The per-

Quality of Work of the Courts.

centage of appeals against decrees passed by the District and Second Judges in contested ordinary suits also rose from 23·29 in 1114 to 27·78 in 1115 and that of appeals against the appellate decrees of District and Second Judges from 14·54 in 1114 to 20·0 in 1115. The percentage of confirmation of Munsiffs' decrees rose from 53·86 in 1114 to 59·04 in 1115 while that of modification and reversals fell from 17·63 and 28·46 respectively in 1114 to 12·75 and 28·21 respectively in 1115. As regards the original work of the District Judges the percentage of confirmation rose from 51·06 in 1114 to 57·00 in 1115 while that of modifications and reversals fell from 30·09 and 18·85 in 1114 to 24·57 and 18·43 respectively in 1115. As regards the appellate work, the percentage of confirmation rose from 57·72 in 1114 to 58·79 in 1115 and that of reversal from 27·21 to 27·63, while that of modification fell from 15·07 in 1114 to 13·58 in 1115. Of the decrees of Munsiffs modified and reversed by District Judges, the High Court, on second appeal, restored the decisions of the Munsiffs in 62 cases against 67 in 1114 thereby raising the percentage of confirmation of Munsiffs' decrees from 59·04 mentioned above to 61·40. In 296 appeals, the suits were remanded to the Munsiffs' Courts by the District Judges for trial and decision *de novo* and in 12 appeals, revised findings were called for.

The number of Full Bench appeals disposed of in the High Court was the highest on record. The arrears in all the courts together decreased from 38,811 at the end of 1114 to 37,710 at the end of 1115.

The number of suits filed in the District Courts to which Government was a party rose from 91 in 1114 to 108 in 1115 while that of appeals in the High Court fell from 45 in 1114 to 35 in 1115. The total number of such suits for disposal in the District Courts was 444 in 1115 against 419 in 1114.

Government Suits and Appeals.

The disposals numbered 94 in the District Courts and 79 in the High Court. Of the total disposal 53·20 per cent. of the suits and 58·23 per cent. of the appeals were decreed in favour of Government against 68·43 and 46·38 per cent. respectively in 1114.

The following statement shows the receipts and expenditure on account of Administration of Justice during the years 1114 and 1115:—

| Particulars. | 1114. | 1115. |
|---------------------------|-----------|-----------|
| | Rs. | Rs. |
| Receipts | 56,177 | 59,092 |
| Expenditure | | |
| High Court | 1,47,549 | 1,57,078 |
| Civil and Sessions Courts | 7,58,190 | 7,44,783 |
| Criminal Courts | 1,05,586 | 1,07,971 |
| Government Law Officers | 1,22,838 | 1,31,215 |
| Conciliation Boards | 61,707 | 61,750 |
| Total | 11,95,870 | 12,02,797 |

Debt Conciliation Boards.

The Agriculturists' Relief Act which was passed during 1112 provided for the establishment of boards for the conciliation of agriculturists' debts and for the reduction, for a period of three years, of the interest to a rate not exceeding six per cent.

General. per annum, in the case of secured debts and decree debts, or nine per cent. in the case of unsecured debts. As regards paddy loans, interest was limited to nine per cent. per annum. The arrest of agriculturists in execution of decrees for money was also abolished except in cases of fraudulent evasion of payment by debtors able to pay.

The eight conciliation boards which were working in 1114 continued their work during 1115. During the year, 2,610 conciliation applications were received by all the boards together, as against 3,692 applications in 1114. Including the applications pending at the end of the previous year there

Progress of Work. were 4,137 applications for disposal; and of these, 3,777 applications were disposed of during the year. The value of the debts sought to be conciliated amounted to Rs. 28,63,336. Claims to the extent of Rs. 6,39,222 were compounded for Rs. 5,18,982.

CHAPTER VI.

THE LEGISLATURE.

The constitution and powers of the State Legislature have been detailed in Chapter II. The Sri Mulam Assembly met four times during the year and sat for 24 days in all out of which 22 days were devoted to official business and two days for non-official business. The Sri Chitra State Council sat for 13 days in all, in which official business was transacted on 10 days and non-official business on three days. There were, besides, four joint sittings of the Houses, three of which were for the purpose of discussing the report of the Debt Relief Enquiry Committee and one was for the presentation of the budget for 1116 M. E.

The following Bills which had been finally read and passed by both the Houses of the Legislature in the year previous, received the assent of His Highness the Maharaja and became law during the year under report :—

(i) *The Travancore Krishnanvaka Marumakkathayee Bill* which became law as Act VII of 1115 on the 5th Kanni 1115/21st September 1939. It defines and amends the personal law relating to Krishnanvaka Marumakkathayees.

(ii) *The Travancore Negotiable Instruments Act (Amendment) Bill* which became law as Act VIII of 1115 on the 25th Kanni 1115/11th October 1939.

(iii) *The Travancore Contract Bill* which became law as Act X of 1115 on the 6th Vrischikam 1115/22nd November 1939. It defines and amends certain parts of the law relating to contracts in the State.

(iv) *The Travancore Arbitration Bill*, which became law as Act XI of 1115 on the 8th Vrischikam 1115/24th November 1939. It enacts a law relating to arbitration by agreement without the intervention of a court of justice.

(v) *The Travancore Partnership Bill* which became law as Act XII of 1115 on the 8th Vrischikam 1115/24th November 1939. It defines and amends the law relating the partnership.

(vi) *The Travancore Specific Relief Bill* which became law as Act XIII of 1115 on the 18th Vrischikam 1115/4th December 1939. It defines and amends the law relating to certain kinds of specific relief obtainable in civil suits.

(vii) *The Travancore Sale of Goods Bill* which became law as Act XIV of 1115 on the 18th Vrischikam 1115/4th December 1939. It defines the law relating to the sale of goods.

Of the above Bills, No. (i) *viz.*, the Travancore Krishnanvaka Marumakkathayee Bill was a non-official Bill and all the rest were official Bills.

The following official Bills which were introduced in the Assembly during the year were finally read and passed by both the Houses and they also received the assent of His Highness the Maharaja and became law in the course of the year :—

(i) *The Travancore Bankers' Books Evidence Bill* which became law as Act XVIII of 1115 on the 2nd Kumbhom 1115/14th February 1940. It amends the law of evidence with respect of bankers' books.

(ii) *The Travancore Census Bill* which became law as Act XIX of 1115 on the 2nd Kumbhom 1115/14th February 1940. It provides for certain matters in connection with the taking of a census of Travancore during the year 1941.

(iii) *The Travancore Reformatory Schools Act (Amendment) Bill* which became law as Act XX of 1115 on the 3rd Kumbhom 1115/15th February 1940. It provides for the grant of short term leave to the juvenile delinquents in the Reformatory School, Trivandrum.

(iv) *The Travancore Rubber Control Bill* which became law as Act XXI of 1115 on the 4th Kumbhom 1115/16th February 1940. It provides for the better control of the export from and import into Travancore of rubber, and amends and consolidates the law relating to the control of the extension of rubber cultivation in the State.

(v) *The Travancore Registration Act (Amendment) Bill* which became law as Act XXIV of 1115 on the 25th Mithunam 1115/8th July 1940. It is intended to obviate certain difficulties arising from the existing provision in the Registration Act relating to the production of documents by

authorised agents, and also to repeal Section 48 of the Act relating to the preservation of copies of some indexes in the Central Records Office.

(vi) *The Government Trading Taxation Bill* which became law as Act XXV of 1115 on the 25th Mithunam 1115/8th July 1940. It provides for the liability to taxation for the time being in force in Travancore of foreign Governments in respect of any trade or business carried on by or on behalf of such Governments.

(vii) *The Travancore Jenmi and Kudiyan Act (Amendment) Bill* which became law as Act XXVI of 1115 on the 28th Karkatakam 1115/12th August 1940. It amends Section 40 A of the existing Act in order to invest Government with power to assume collection of jenmikaram separately for different areas so as to expedite collection work.

Besides the above enactments passed through the Assembly and the Council, the following Acts and Proclamations were promulgated direct by His Highness the Maharaja during the year:—

(i) *The Defence of Travancore Proclamation* dated the 20th Chingom 1115/5th September 1939 which provides for special measures to ensure the public safety and interest and the defence of Travancore.

(ii) *The Foreigners Proclamation* dated the 20th Chingom 1115/5th September 1939 which provides for the imposition of restrictions on the entry of foreigners in Travancore, their presence therein, and their departure therefrom.

(iii) *The Travancore Official Secrets Act (Act I of 1115)* dated the 20th Chingom 1115/5th September 1939 which regulates by legislation matters relating to official secrets.

(iv) *The Travancore Dramatic Performances Act (Act II of 1115)* dated the 20th Chingom 1115/5th September 1939 which provides for the prohibition of public dramatic performances which are scandalous, defamatory, seditious or obscene.

(v) *The Requisitioning of Vessels Proclamation* dated the 22nd Chingom 1115/7th September 1939 which provides for the requisitioning of vessels for the service of His Majesty the King Emperor.

(vi) *The Travancore Petroleum Act (Act III of 1115)* dated the 22nd Chingom 1115/7th September 1939 which provides for

the import, transport, storage, production, refining and blending of petroleum and other inflammable substances.

(vii) *The Travancore Arms (Amendment) Act (Act IV of 1115)* dated the 22nd Chingom 1115/7th September 1939 which provides for the arrest of persons conveying arms etc., under suspicious circumstances, the procedure where arrest is made by a person not being a Magistrate or a Police Officer and for other matters.

(viii) *The Travancore Explosive Substances Act (Act V of 1115)* dated the 24th Chingom 1115/9th September 1939 which amends the law relating to explosive substances.

(ix) *The Transfer of Aircraft and Vessels Restriction Proclamation* dated the 27th Chingom 1115/12th September 1939 which provides for the restriction of the transfer or acquisition of any interest in air craft and sea-going vessels, registered in Travancore or in British India.

(x) *The Travancore Press (Emergency Powers) Act (Act VI of 1115)* dated the 27th Chingom 1115/12th September 1939 which provides for the better control of the Press.

(xi) *The Travancore Village Unions Act (Act IX of 1115)* dated the 28th Thulam 1115/14th November 1939 which provides for the constitution of village unions in the State in order to foster and encourage rural development.

(xii) *The Travancore Insurance (Amendment) Act (Act XV of 1115)* dated the 19th Vrischikam 1115/5th December 1939.

(xiii) *Proclamation dated the 12th Dhanu 1115/27th December 1939* extending the operation of the provisions contained in Parts III and V of the Travancore Agriculturists' Relief Act of 1112 for a period of four months.

(xiv) *The Travancore Hindu Religious Endowments (Amendment) Act (Act XVII of 1115)* dated the 13th Dhanu 1115/28th December 1939.

(xv) *The Travancore Criminal Law (Amendment) Act (Act XVII of 1115)* dated the 27th Dhanu 1115/11th January 1940 which amends Section 19 of the Travancore Criminal Law Amendment Act, I of 1114.

(xvi) *Proclamation* dated the 9th Medom 1115/21st April 1940 extending the operation of the provisions contained in Parts III and V of the Travancore Agriculturists' Relief Act of 1112 up to the first day of Chingom 1116.

(xvii) *The Travancore Railways Act (Act XXII of 1115)* dated the 20th Medom 1115/2nd May 1940 which makes provision for certain arrangements consequent upon the retrocession to Travancore Government of jurisdiction over the lands in Travancore occupied by the section of the South Indian Railway between Shencotta and Trivandrum.

(xviii) *The Travancore Wireless Telegraphy Act (Act XXIII of 1115)* dated the 2nd Mithunam 1115/15th June 1940 which regulates the possession of wireless telegraphy and apparatus in the State.

(xix) *Proclamation* dated the 31st Karkatakam 1115/15th August 1940 extending the operation of the provisions contained in Parts III and V of the Travancore Agriculturists' Relief Act of 1112 up to the last day of Chingom 1116.

(xx) *The Travancore Income Tax (Amendment) Act (Act XXVII of 1115)* dated the 31st Karkatakam 1115/15th August 1940 which amends schedules I and II of the Travancore Income Tax Act, VIII of 1096.

The Joint Committee Report on the *Trivandrum City Municipal Bill* was considered and the Bill was finally passed by both the Houses during the year. It received the assent of His Highness the Maharaja and became law after the close of the year. The Report of the Debt Relief Enquiry Committee was discussed by the members of both Houses of the Legislature assembled in joint conference for three days, and thereafter, the *Travancore Debt Relief Bill* was prepared and introduced in the Assembly. It was considered by a committee of the whole House, was revised by the Committee and was finally passed by the Assembly as well as by the Council during the year. The Bill contains provisions far in advance of all existing legislation on the subject in India. It received the assent of His Highness the Maharaja and was brought into force early in 1116. Of the Bills introduced in the Assembly during the year, the following were pending with Select Committees when the year closed :—

- (i) *The Travancore Companies Act (Amendment) Bill.*
- (ii) *The Travancore Companies Act (Second Amendment) Bill.*
- (iii) *The Travancore Explosives Bill.*

(iv) *The Travancore Patents and Designs Bill.*

(v) *The Hindu Religious Endowments Act (Amendment) Bill.*

(vi) *The Travancore Provident Funds Bill.*

(vii) *The Travancore Payment of Wages Bill.*

The Travancore Child Marriage Restraint Bill was passed by the Sri Mulam Assembly, but a motion made in the Council for taking the Bill into consideration was defeated. *The Travancore Viswakarma Pending Private Bills.* *The Travancore Viswakarma Bill* lapsed as no motion regarding it was made in two complete sessions of the House.

The Travancore Kammala Bill, though under the same disability was allowed by the Assembly to be continued, on a motion made for the purpose. The report of the Select Committee on the Bill was submitted and it was presented to the Assembly, but the House did not finish the consideration of the Bill before the close of the year. *The Travancore Cutchi Memons Bill*, *the Travancore Ezhava Bill* and *the Christian Guardianship Bill* were introduced in the Assembly and were pending with Select Committees at the end of the year. The Assembly also gave leave for the introduction of the *Travancore Anti-Dowry Bill* which is designed to abolish the dowry system in marriage; and in view of the importance and the complicated nature of the proposed measure the House decided that the Bill be circulated for eliciting public opinion thereon. The Select Committee appointed by the Assembly to consider the *Travancore Special Marriage and Succession Bill* did not finish its labours. *The Travancore Agriculturists' Relief Act (Amendment) Bill* and *the Travancore Chitties Act (Amendment) Bill*, for the introduction of which leave had been granted by the Assembly, were not proceeded with in view of the introduction of the *Travancore Debt Relief Bill by Government*. *The Travancore Transfers and Bequests to Unborn Persons Bill* and *the Travancore Hindu Women's Rights to Property Bill* which were pending with Select Committees of the Council did not make any progress during the year. *The Travancore Hindu Gains of Learning Bill* was introduced in the Council and referred to a Select Committee.

The budget for 1116 M. E. was presented at a joint sitting of the Assembly and the Council held on the 8th Karkatakam 1115/23rd July 1940. His Highness the Maharaj Rana of Dholpur who was then on a visit to the State, graced the occasion with his presence. The budget was subsequently discussed by the Assembly in detail and passed subject to a reduction of one rupee from the Demand for Commercial Transport. This reduction was made on a token motion moved with a view to point out the necessity for putting up two stands and certain arrangements to be made for the convenience of passengers. The reduction was accepted by Government and was given effect to in presenting the demands for grants to the State Council. The Council voted all the demands as presented to it. Demands for supplementary grants to the extent of Rs. 6,70,097 in the budget for 1115 were also voted by the Houses during the year.

Notice was given of 1,411 questions in the Assembly, of which 118 were disallowed, they being in contravention of the rules, and the rest were admitted. Of the questions admitted, answers were furnished for 881 questions. In the Council 227 questions were given notice of, of which 18 were disallowed and the rest admitted. The total number of questions answered in the Council during the year was 196.

In the Assembly only two resolutions on matters of general public interest were discussed. Of these, one recommending that certain suitable areas in the Kottayam Division be assigned for cardamom cultivation was passed. The other resolution was talked out. In the State Council seven resolutions came up for discussion. Six of them were withdrawn after discussion and one was lost.

The Assembly passed an adjournment motion regarding the delay in the introduction of the Debt Relief Bill in the House. Adjournment motions were moved in the House on two other occasions also but those motions were subsequently withdrawn. The Assembly passed motions offering felicitations to the Dewan-President on his *Shastiabdapurthi* and on the conferment of the honourary degree of LL. D. on him by the Travancore

University. A condolence motion was passed by the Assembly bemoaning the demise of His Highness Sri Krishna Raja Wadiyar IV, the late Maharaja of Mysore and as a mark of respect to his memory the House adjourned for half an hour. Adjournment of the business of the State Council to discuss matters of urgent public importance was moved on two occasions. One of the motions was withdrawn after discussion, and the other was not pressed. The Council also passed a motion offering its hearty co-operation to His Highness' Government in all their efforts towards the successful prosecution of the war and the maintenance of internal peace and order.

The report of the Public Service Commissioner on the working of the Public Service Recruitment Rules during the previous three years was discussed at length by both the Houses and certain amendments to the rules designed to effect changes in the system of recruitment to the public service were passed by the Houses. These amendments were accepted and given effect to by Government during the year, with slight modifications.

The statutory life of four years of both the Houses which would ordinarily expire on the 20th June 1941, was extended by one year in exercise of the powers vested in Government under Proviso (b) of Section 9 of the Legislative Reforms Act, II of 1108.

CHAPTER VII.

PROTECTION

Police.

*Inspector-General of
Police.*

*Rajyasevapravina Khan
Bahadur G. S. Abdul Karim
Sahib Suhrawardy.*

The year under report witnessed some important changes in the department. With the retrocession temporarily to the State Government of jurisdiction over the lands in Travancore occupied by the section of the South Indian Railway between Shencotta and Trivandrum the administration of the railway police work devolved on the State Police. To cope with this additional work a temporary staff consisting of one Inspector; 3 head constables and 20 constables with headquarters at Trivandrum Central and an out-post attached to it at the Quilon Railway Station, was entertained during the year.

As the subversive activities of the State Congress and allied organisations which were causing great strain to the Police Force in the previous year considerably subsided, the need for the continuance of the Trivandrum District Temporary Armed Reserve ceased to exist and so this force was abolished with effect from the 1st Meenom 1115. The post of the Temporary Assistant Superintendent of Police sanctioned for the Armed Reserve was also abolished and the post of an additional Temporary Inspector of Police was created instead. During the year the permanent Armed Reserve and the State General Reserve were housed in the new barracks at Oolampara. The military guards at the Trivandrum Divisional Treasury and the Central Prison were replaced by the Armed Reserve. It is worthy of mention that a Labour General Distress Relief Fund was started by the department at the close of the year at the instance of the Inspector-General of Police to give relief to the labourers thrown out of employment owing to the grave economic depression and the closing down of factories consequent on the outbreak of war. All officers of the department took a sympathetic view of the situation and contributed liberally towards the fund. One Inspector of Police

was trained in Air Raid Precaution measures at Pachmari during the year and he was asked to deliver lectures on the subject.

The sanctioned strength of the permanent force on the last day of the year was 2,670 officers and men against 2,666 at the close of the previous year. The number of Inspectors in the permanent force remained at 81 as in the previous year. There was one member of the permanent police force to every 2·86 sq. miles of the area of the State, to every 1,906 of its population and to every 1·3 cognizable cases. Three men were dismissed from service and those otherwise punished departmentally were 883 men and 10 officers.

Promotions in recognition of exceptionally good work were given to 14 police officers during the year. A sum of Rs. 2,871 was spent as rewards and eleven police officers who were not eligible for money rewards were awarded each a Good Service Entry.

The health of the force on the whole continued to be satisfactory. Of the 2,670 officers and men who were in the force on the last day of the year, 1,023 or 35·9 per cent. were literate in English.

The total number of grave crimes reported during the years 1114 and 1115 is given in the subjoined statement:—

| <i>Nature of crime.</i> | <i>1114.</i> | <i>1115.</i> |
|--------------------------|--------------|--------------|
| Murder | 114 | 77 |
| Culpable homicide | 9 | 13 |
| Dacoity | 10 | 2 |
| Robbery | 59 | 64 |
| House-breaking and theft | 360 | 460 |
| Cattle-theft | 100 | 141 |
| Theft (ordinary) | 393 | 612 |
| Total. | 1,045 | 1,369 |

There was an appreciable decrease of cases of murder. The motives which actuated the commission of the cases of murder reported were the following:

| <i>Motive or cause.</i> | <i>No. of cases.</i> |
|-------------------------|----------------------|
| Jealousy or sex | 10 |
| Drink | 3 |
| Property dispute | 16 |
| Money dispute | 11 |
| Other causes | 37 |
| Total | 77 |

Cases of counterfeit coining reported during the year numbered 15 against 5 in 1114. Of the eight cases charged five were convicted and 3 acquitted. No case relating to counterfeiting of currency notes was reported during the year.

*Counterfeiting
Coins and
Currency
Notes.*

The percentage of cognisable cases convicted to cases disposed of during the year was 65 against 57 in 1114. The percentage of cases of grave crime convicted to cases disposed of was 93 against 88 in the previous year. Of the 4,113 persons tried during the year, 2,047 or 49·7 per cent. were convicted. The prosecution staff prosecuted 1,304 cases against 1,570 in 1114 of which 479 cases ended in conviction. The average number of days taken by the Courts for the disposal of cases charged, referred and undetected was 56, 34 and 53 respectively against 55, 35 and 59 in the last year.

*Detection and
Prevention of
Crime.*

The number of habitual criminals brought under surveillance during the year was 91 and the number removed from the registers on account of death, infirmity, etc., was 62. The number of bad characters who were at large on the last day of the year was 464. Of these 159 were out of view.

*Habitual
Criminals
Prevention.*

Including the 560 cases pending disposal at the end of the previous year, the number of persons charge sheeted before the Magistrates under Sections 90, 92 and 93 of the Criminal Procedure Code was 1,040. Of these, 489 persons were discharged, 138 were ordered to furnish security and the cases against 413 were pending disposal when the year closed.

Of the 693 history sheeted inter-district criminals that remained on the last day of the previous year, 24 were struck off by reason of death. Two counterfeiters and 10 criminals addicted to property crime were newly registered bringing the total number of history sheeted criminals at the end of 1115 to 681.

In order to facilitate the apprehension of Intelligence Bureau criminals who are likely to operate in any particular area, an index according to the sphere of operation of the criminals was newly introduced. Indexes according to the names, *modus operandi* and physical peculiarities of the Intelligence Bureau criminals were also maintained.

The photographer attached to the bureau took the photos of 47 criminals, 13 unidentified dead bodies, the scenes of occurrences in 6 cases and 11 finger prints. Photographs of criminals were also supplied to the neighbouring provinces on requisition.

Expert evidence was given by the officers attached to the Bureau in 75 cases against 65 in 1114. Out of 2,203 finger-print slips received for search, 386 were traced by the Bureau against 299 in the previous year.

The Special Branch Records Section continued to attend to all correspondence of a confidential nature and to the publication of Daily Secret Bulletin, the Weekly Secret Abstract of Intelligence, the prices of food-stuffs and an abstract of news papers and journals. The number of history sheets of political agitators on record at the end of the year was 1,700. Activities of 29 new political and quasi-political organisations which came to notice were also recorded

As a result of the outbreak of war this section had to undertake the work of registration and surveillance of foreigners also. The number of foreigners newly registered was 40. Eighteen foreigners who were residing in the State changed their residence to places outside the State. The movement and activities of 216 foreigners from outside the State were watched and reported.

The first motor vehicle was registered towards the close of 1087 and the first motor driving licence was issued a few months later. The task of directing and con-

Motor Traffic- trolling motor traffic has, since its inception
Early History. been vested in the Police Department. The first attempt to deal statutorily with motor traffic was made in Act VII of 1087 which was replaced by Act V of 1090. The existing law is contained in Act VI of 1094. Rules were framed in 1099 in exercise of the powers reserved under Section 12 of that Act, and those rules were supplemented and revised from time to time to suit the changing conditions of traffic. With the increase in the volume of work, the need for an officer to examine the fitness of motor vehicles plying for hire and to regulate motor traffic was felt and a Motor Bus Inspector was therefore appointed in 1092. The post was abolished temporarily in 1103, the duty of examining buses being entrusted to approved examiners, (mostly officers of the Public Works Department), and the regulation of traffic being placed under the control of a Traffic Inspector newly appointed for the purpose. Motor traffic Inspectors were appointed later on; and they were borne on the Inspectorate of the Police Department. From the beginning of 1107, the control of traffic was placed under the charge of a separate District Superintendent of Police. In 1108, the number of Traffic Inspectors was increased to seven; and the examination of buses, conducted mostly by the officers of the Public Works Department, was, thereafter, entrusted to Traffic Inspectors. The work of issuing driving licences, drivers' badges, conductors' passes, etc., was attended to in the office of the Traffic Superintendent of Police.

As a result of the reorganisation of the department, the traffic branch, as a separate unit, was abolished with effect from the 1st Dhanu 1114. The executive work connected with

the operation of the Motor Vehicles Act was entrusted to the local police; and the respective District Superintendents of Police exercised administrative and disciplinary control over them. The Traffic Inspectors were made to function as the traffic assistants to the District Superintendents of Police; and the staff under each Traffic Inspector was transferred to the District force and distributed among the various stations to attend to the work performed by the traffic staff in the various checking stations. The registration of motor vehicles, the issue of permits and licences and allied matters relating to the general administration of the Motor Vehicles Act are to be carried out in the Inspector-General's office, where a new traffic section, under the direct charge of the Deputy Inspector-General of Police, was created.

The subjoined table compares the number of motor vehicles registered during 1114 and 1115 :—

Registration of Motor Vehicles.

| Type of Motor Vehicles. | | 1114 | 1115 |
|-------------------------|----|------|------|
| Cars | .. | 285 | 272 |
| Buses | .. | 118 | 74 |
| Lorries | .. | 60 | 72 |
| Motor cycles | .. | 25 | 25 |
| Total | | 488 | 443 |

Motor vehicles registered as public conveyances were 284, the total number registered till the end of 1115 being 2,695.

Of the 74 buses registered during the year, 42 belonged to the State Transport Department. The number of fresh 'G' permits issued during the year was 242. Of these, 32 were for buses, 158 for taxi cars and the remaining 52 for lorries. 471 'G' permits were renewed and 87 re-issued during the year under report. The number of fresh licences issued to drive motor vehicles during the year was 413 and the number of driving tuition licences issued was 369 as against 327 and 311 respectively in the previous year. As many as 3,851 driving licences were reissued in 1115, thus working out a total of 3,851 in 1114.



The number of drivers' badges issued afresh in the year was 143. The total number of badges issued till the end of 1115 was 5,118. The number of pass books issued during the year was 239 making up thereby a total of 5,577 pass book holders till the close of 1115. A surprise check on a particular day of all the motor vehicles plying throughout the State was conducted. Out of the 5,755 vehicles registered in the State 1,241 were checked in one day; and, in 258 cases, defects such as non-possession of driving licences and 'G' permits, overloading etc., were detected. After the introduction of motor traffic in the State, this is the second time that a State-wide surprise check was conducted and the checking was more effective than the previous one.

The subjoined statement shows the number of accidents caused by motor vehicles during the past 3 years ending with 1115. Special precautions for the control of vehicular and pedestrian traffic on the trunk roads in the Trivandrum town and other places, were continued during the year.

*Motor
Accidents.*

| Year. | Total number of accidents caused by motor vehicles. | Number that proved fatal. |
|-------|---|---------------------------|
| 1113 | 114 | 22 |
| 1114 | 109 | 28 |
| 1115 | 108 | 34 |

The Motor Vehicles Act and the Rules passed thereunder were being revised on the lines of the new British Indian Act and Rules as they were found inadequate to meet present conditions. It is hoped that when the revised bill is passed into law, better results would accrue.

The number of carriages registered under the Hackney Carriages Act in the towns of Trivandrum, Quilon and Alleppey in 1115 was 231, 176, and 196 respectively against 220, 149 and 193 in 1114. The number of persons licensed to drive was 602 against 546 in the previous year.

The receipts of the Police Department amounted to Rs. 70,547 against Rs. 66,608 in 1114. The total cost of the department during the year was Rs. 9,04,360 against Rs. 8,60,251.

Finance.

Army.*Commandant.*

Lieut. Col. H. L. Watkis, M. C.
(From 1-1-1115 to 14-11-1115
and from 6-12-1115 to the end
of the year).

Captain K. V. Sankunny Nair,
(Officer in Command from
15-11-1115 to 5-12-1115).

The Travancore State Forces consist of His Highness the Maharaja's Body Guard, the First, the Second and the Third Travancore Infantry Units, the Artillery and the State Forces Band. The Infantry units are commanded by British or State Officers and controlled by a Commandant who is usually a British Officer not below the rank of a Major. His Highness's Body Guard is at present commanded by the Commandant himself. The Artillery unit is organised into saluting batteries of four guns each.

The strength of the First, the Second and the Third Infantry was 659, 624 and 675 respectively at the end of the year. The strength of His Highness the Maharaja's Body Guard was 64 and that of the Artillery 45. The total strength of the Army was 2,140 at the end of the year.

Towards the close of the year under report all the Infantry units were reorganised on the Interim War Establishment of 650 excluding State Officers pending conversion to the provisional peace establishment. This change was effected subsequent to the classification of the Travancore State Forces Infantry Units as State Service Units in the Indian State Forces Scheme, 1939. During the year certain changes were effected in the general administration, training, pay and allowances, pension, equipment and clothing, etc., of the Army.

182 persons were recruited to the State Forces during the year. Of these, 103 were Nairs, 38 Christians, 34 Ezhavas, 3 Christian Nadars and 4 Hindu Nadars.

Eight of the State Officers from the three Infantry units were attached to different Indian Army units for training and to undergo courses such as weapon training,

Attachments. junior tactical course and signal course.

Altogether 17 N. C. Os and 16 men of the Infantry units attended various courses in the Indian Army units and all of them returned with creditable certificates.

The Travancore Army Training School continued to do good work. Regular classes and courses were held in weapon training, physical training, section leading and

Training. tactics. With a view to improve the standard in tactics, various tactical courses with and

without troops were held during the year, the Infantry and Body Guard taking part. Training camps were held at Pallipuram during which time the Military Adviser-in-Chief visited the State Forces on inspection. Detachments of varying strength were sent out from the Infantry to camp at some of the coastal towns such as Cape Comorin, Colachel, Alleppey, etc., in aid of War Precaution activities started by the State. 43 Excise personnel in two batches and 9 Second Lieutenants of the University Labour Corps were given military training each for a period of two months in the State Forces.

The general health of the Forces continued to be satisfactory. The total average percentage of

Health of the Forces. sick to strength during the year fell from 2.14 in 1114 to 1.47 in 1115.

The receipts from the Army amounted to Rs. 1,04,978 against Rs. 7,035 in 1114 and the expenditure

Receipts and Expenditure. was Rs. 9,84,298 against Rs. 10,19,925 in 1114.

Arms and ammunition.

The number of licences issued during the year for the import of fire arms, cartridges, detonators, dynamite etc., was 29. Arms and ammunition were brought into the State by 29 licensees either as personal effects or as articles of trade. Twelve export licences were also issued for arms, ammunition etc. Only one licence was granted during the year for the manufacture of arms, ammunition or military stores; licences granted for their sale numbered 99. The total number of licences issued for possessing arms and ammunition and for

going armed in the State was 3,158 and the amount of fees levied was Rs. 6,078. Under the Explosives Act, V of 1079, 55 licences were issued. Eleven licences for shooting were issued under the Peermade Game Association Rules during the year. No licence for shooting under the Forest Act was issued during the year.

JAILS.

The Central Prison.

Superintendent. Mr. E. Subramonia Pillai (From 1-1-1115 to 16-1-1115).
 Mr. M. Raja Raja Varma, B. A. (From 17-1-1115 to 5-4-1115).
 Mr. A. Pappu, B. A., B. L. (From 6-4-1115 to 25-7-1115.)
 Mr. M. Raja Raja Varma, B. A. (From 26-7-1115 till the end of the year.)

The year under review opened with 794 prisoners in the Central Prison. The following table shows the number of prisoners under the different classes in 1115 :—

| Class of prisoners. | Strength at the beginning of 1115. | Admitted in 1115. | Discharged in 1115. | Strength at the end of 1115. |
|---------------------|------------------------------------|-------------------|---------------------|------------------------------|
| Convicted | 714 | 1278 | 1141 | 851 |
| Under-trial | 75 | 136 | 143 | 68 |
| Civil | 5 | 57 | 57 | 5 |
| Total | 794 | 1471 | 1341 | 924 |

The daily average number confined was 796 against 743 in 1114.

The number of convicted prisoners admitted during the year was 1,265 males and 13 females. Of the males, 985 were convicted for offences under the Penal Code and 280 for offences under other laws. Of the males, 797 were Hindus, 137 Muslims, 328 Christians and 3 of other classes. 458 were illiterates ; 21 were above 60 years of age, 189 between 41 and

Convicted Prisoners.

60 years of age and 1,055 were between 16 and 40 years of age. Of the 13 females, 12 were illiterates. Twelve of them were Hindus and one Christian.

There were 25 prisoners sentenced to rigorous imprisonment for life against 10 in the previous year and capital punishment was meted out to two prisoners. During the year 212 habitual prisoners were admitted against 142 in 1114. Of these 91 had one previous conviction, 49 had two previous convictions and 72 had more than two convictions. Those who had previous convictions formed 16·76 per cent. of the convicts admitted during the year.

Under the remission system, 148 prisoners were released against 190 in the previous year. The maximum remission earned was one year, one month and eighteen days and gratuity earned was Rs. 8 chs. 12.

The number of offences recorded and punishments inflicted was 137 against 127 in 1114. The offences were remissness in work, use of prohibited articles, quarrel, assault, insubordination and other breaches of jail discipline. Separate cellular and solitary confinement was awarded in 2 cases. There were two escapes during the year but both the escaped prisoners were re-arrested.

Teachers from the Education Department continued to impart education to adolescent male convicts. The class for casuals began with 12 students and 14 students more were admitted during the year.

Education of Convicts. The class for habituals began with 9 students and 10 were admitted during the year. Students were found attentive to their studies and gained some knowledge before release. Religious and moral instructions were also given to all classes of prisoners and were much appreciated.

The number of prisoners admitted to the jail hospital was 78 against 90 in the previous year and the daily average number of sick was 2·54 as against 3·83 in 1114.

Health and Mortality. The percentage of the average sick to the average total strength was ·32 against ·52 in previous year. The number of deaths rose from 11 in 1114 to 16 during the year. Of these, 2 died of

dysentery, 1 of malaria, 1 of influenza. 1 of pneumonia, 2 of anaemia, 7 due to defects in the circulatory system, 1 due to diarrhoea and 1 due to diseases of the liver. 38·56 per cent. of the prisoners discharged in the year gained weight, 14·11 lost weight while 47·33 per cent. of the prisoners neither gained nor lost weight while in jail.

Leather and textile goods are being manufactured in the factory attached to the prison and the prisoners are trained in the industry. They are also given training in

Miscellaneous. printing in the press attached to the prison. The Advisory Board constituted for reconsidering the sentences of long-term prisoners recommended 42 cases and Government sanctioned their release.

The cost per head under dieting charges was Rs. 40 chs. 14 cash 7 against Rs. 44 chs. 6 cash 10 in 1114. The hospital charges fell from Rs. 6,135 chs. 8 cash 8 in 1114 to Rs. 4,904 chs. 25 cash 14. The total cost per head also fell from Rs. 169 chs. 4 cash 3 in 1114 to Rs. 160 chs. 21 cash 2.

The subjoined statement shows the receipts from and the expenditure on the Central Prison during 1114 and 1115 :—

Receipts and Expenditure.

| Particulars. | 1114 | 1115 |
|----------------------|----------|----------|
| | Rs. | Rs. |
| Receipts | | |
| Jail Manufacture | 19,676 | 20,473 |
| Central Prison Press | 42 | 2,842 |
| Miscellaneous | 1,422 | 1,204 |
| Total | 21,140 | 24,519 |
| Expenditure | 1,19,660 | 1,285,08 |

Lock-ups.

Persons sentenced by the criminal courts in the mofussil to imprisonment for a month or for a lesser period are confined in the Station lock-ups, while those sentenced to longer terms by such courts and those sentenced to imprisonment

for any term by the criminal courts at Trivandrum are sent to the Central Prison. The number of prisoners confined in the station lock-ups during 1115 was 7,326 against 21,775 in 1114.

Registration.

Director.

Mr. K. Madhava Kurup, M. A.

The number of District Registrars' Offices and permanent Sub-Registrars' Offices, including the two Ex-officio Sub-Registrars' Offices at Devicolam and Peer-Registry Offices, made, remained the same as in the previous year, namely, 3 and 80 respectively. A temporary Sub-Registrar's Office was opened at Monkompuzha from the 2nd Kanni 1115. The name of the Additional Sub-Registrar's Office, Nedumangad was changed into 'Sub-Registrar's Office, Vamanapuram' with effect from the 1st Kumbhom 1115.

The total number of documents presented for registration rose from 272,599 in 1114 to 336,387 in the year under report, showing an increase of 63,788 documents or

Number of Documents Registered. 23.40 per cent. Including the 34 documents pending registration at the commencement of the year, the total number of documents dealt with during the year was 336,421, of which

336,361 were registered, 30 documents refused registration, 5 documents returned unregistered at the request of the parties and 4 documents were disposed of otherwise. The remaining 21 documents were pending at the close of the year, of which 5 were under reference with the District Registrars for adjudication of stamp duty and 16 in various stages of registration enquiry. The percentage of documents registered on the day of presentation was 99.3 against 99.2 in 1114. The number of documents lying unclaimed at the close of the year was 1,228 against 1,131 at the close of 1114.

The aggregate value of transactions rose from Rs. 5,77,84,905 in 1114 to Rs. 6,06,23,149 in 1115 or by 4.91 per cent. The

Value of Transactions. value of registrations affecting immovable property rose from Rs. 5,56,77,629 to Rs. 5,89,16,205 and that affecting movable property decreased from Rs. 21,07,276 in 1114 to Rs. 17,36,944 during the year, the percentages of increase

and decrease being 5·82 and 23·45 respectively. The average value of documents fell from Rs. 208 in 1114 to Rs. 108 in 1115, that of a document relating to immovable property declined from Rs. 211 to Rs. 181 and that relating to movable property fell from Rs. 235 to Rs. 189. The average number of registrations in an office increased from 3,404 in 1114 to 4,153 in 1115. The average registration fee for a document fell from Re. 1 chs. 16 cash 5 in 1114 to Re. 1 chs. 8, cash 13 in 1115.

The number of registrations affecting immovable property was 326,360 or 97·03 per cent. of the total registrations against

262,816 or 96·4 per cent. in the preceding year. Of these, mortgages and sales which
Classes of Documents. formed the bulk of the registrations constituted 37·71 per cent. and 25·86 per cent. res-

pectively against 37·2 per cent. and 23·5 per cent. in the preceding year. Of the 123,064 mortgages and 84,394 sales, 33,924 mortgages and 22,262 sales formed alienations made by agriculturists in favour of non-agriculturists. The total area of land alienated by agriculturists in favour of non-agriculturists under mortgages and sales during the year was 32,424 acres and 16,331 acres respectively. The number of transactions relating to immovable property of value below Rs. 100 was 210,138 or 62·48 per cent. against 163,983 or 60·1 per cent. in the preceding year. The number of registrations relating to movable property was 9,022 or 2·7 per cent. of the total registrations during the year against 8,954 or 3·2 per cent. in 1114. Money bonds formed 9·8 per cent., sales 10·7 per cent., and miscellaneous transactions 79·5 per cent. against 8·6 per cent., 11·1 per cent. and 80·3 per cent. respectively in 1114. Of the documents registered during the year the highest value of a single document was Rs. 1,27,232. The maximum number of documents presented for registration in an office on a single day during the year was 64. Five hundred and ninety-one conciliation agreements, under the Travancore Agriculturists' Relief Act, III of 1112, were registered during the year against 296 in 1114. The number of documents registered by or in favour of co-operative societies rose from 1,268 in 1114 to 1,270 in 1115. The number of wills registered during the year was 979 against 786 in 1114. The testators were, in the majority of cases, Nairs and Christians, numbering 318 and 281 respectively, followed by Ezhavas (111), Brahmins (56), Muslims (19), and other

classes (194). 53 sealed covers containing wills were deposited with the District Registrars against 27 in 1114. The number of unopened sealed covers in deposit at the end of the year was 492.

The number of chitties registered during the year was 168 against 166 in the preceding year. The total number of chitties registered since the enactment of the

Chitties.

Chitties Act, III of 1094, was 15,903 ; of these 13,922 terminated by the close of 1114 and 532 in 1115. The number of chitties working at the close of the year was 1,449 and the total capital thereof amounted to Rs. 28.43 lakhs. Three prosecutions were instituted by the department under the Chitties Act.

The revenue of the department rose from Rs. 4,30,628 in 1114 to Rs. 4,98,672 in 1115 and the expenditure from Rs. 3,14,158 to Rs. 3,17,059. The working of

Receipts and Expenditure. the department during the year resulted in a surplus of Rs. 1,81,613 against Rs. 1,16,470.

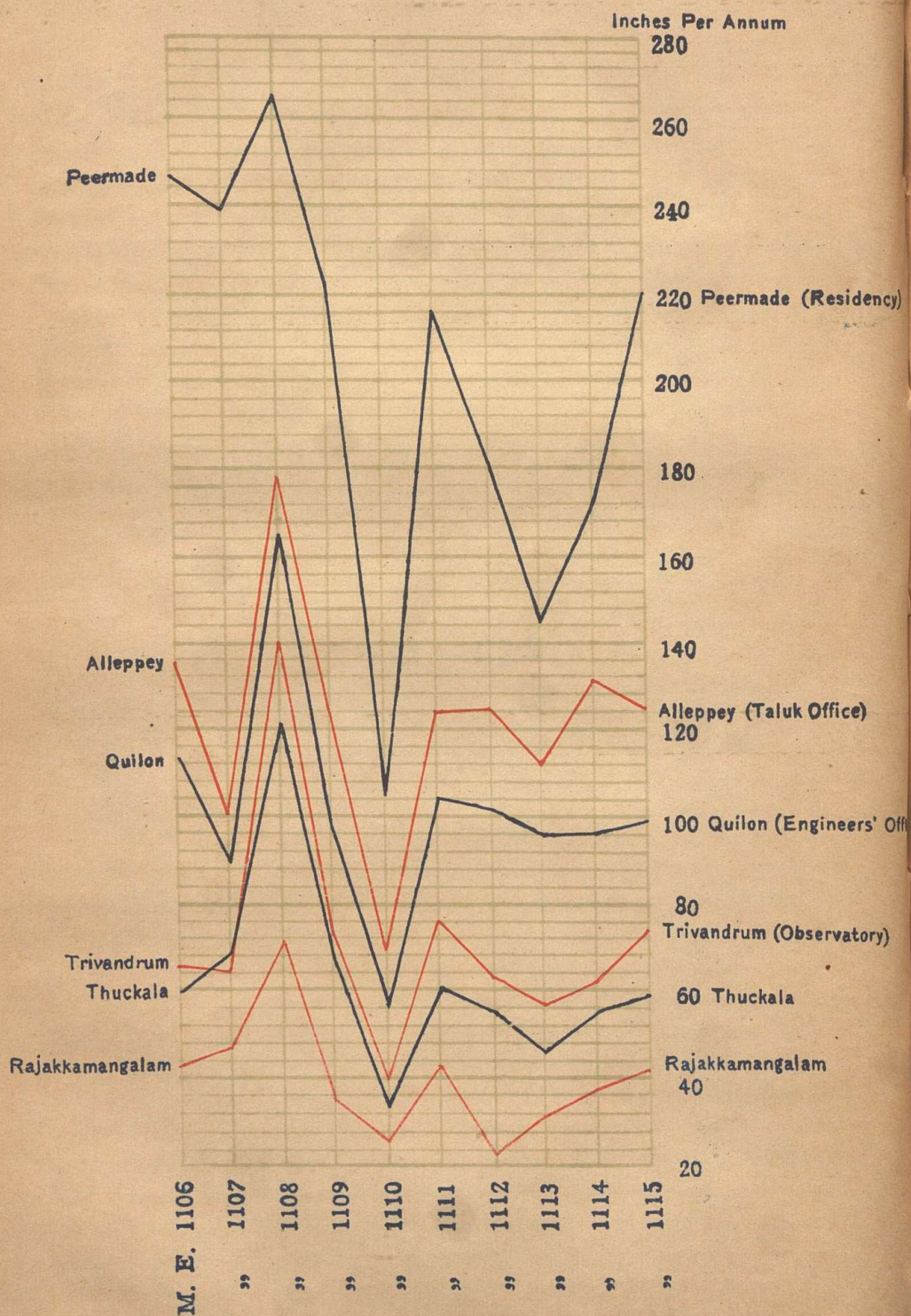
The figures do not include the fees for registering Joint Stock Companies or expenditure on account of the Registrar of Joint Stock Companies and his staff though the Director of Registration himself was the Registrar of Joint Stock Companies throughout the year under report.

Weights and Measures.

The receipts from the fees realised under the Weights and Measures Act during the year amounted to Rs. 12,447 against Rs. 11,130 in 1114. The expenditure incurred during the year was Rs. 933 against Rs. 992 in the previous year.



Rainfall Chart.



CHAPTER VIII.

PRODUCTION AND INDUSTRY.

Season and Rainfall.

The year under report was characterised by irregular rains though there was a general increase of rainfall over that of the previous year. This irregular incidence and uneven distribution of rainfall were somewhat disadvantageous to the ryot. The average rainfall recorded at some of the important stations in the State is indicated in the accompanying chart. The last column shows the normal rainfall. The average rainfall for the whole State was 100·65 inches against 87·3 in 1114. The North East and South West Monsoons prevailed as usual with this difference that the former commenced early from the 3rd week of September 1939/5th Kanni 1115. There was no rain in some of the places during Dhanu to Kumbhom (15th December 1939—15th February 1940).

Agriculture.

Director.

*Mr. K. R. Narayana Aiyar, B. A.,
M. Sc., F. C. S.*

The Department of Agriculture was organised in 1083 M. E. (1908 A. D.). Since then it has steadily grown in scope

and till recently it comprised three distinct

General.

units, *viz.*, the Agricultural, the Veterinary and the Fisheries branches, but during the

year under report the Fisheries branch was separated from the department and placed under the control of the Professor of Marine Biology and Fisheries in the Travancore University. The State is now divided into three agricultural divisions, *viz.*, the Southern, the Central and the Northern, which are further subdivided into ranges and sections, each section constituting the unit of administration in respect of agricultural propaganda. Each division is placed under a Divisional Agricultural Officer who is entrusted with the work of planning, guiding and controlling all agricultural experiments, demonstrations and propaganda in the division. There are

two Marketing Officers for the purpose of improving the methods of marketing the agricultural products of the State in co-operation with the Government of India. An Advisory Board of Agriculture has been in existence from 1111 M. E. The Board now consists of 32 members of whom 17 are officials connected with the department and 15 non-officials. Of the latter, five are elected by the Sri Mulam Assembly, five by the Sri Chitra State Council and five are nominated by Government. The State is represented in the Imperial Council of Agricultural Research. The Dewan is a member of the governing body and the Director of Agriculture is a member of the Advisory Board of the Council to represent the State.

The Research Officers of the department, *viz.* the Bio-Chemist, the Assistant Bio-Chemist, the Entomologist, the Assistant Entomologist, the Mycologist and the Economic Botanist were transferred to the control of the Director of Research, Travancore University, on the 1st Chingom of the year under report. The Fisheries branch, as already mentioned above, was separated from the department and placed under the control of the Professor of Marine Biology and Fisheries, attached to the Travancore University. The Pepper Farm at Koni, the Cocoanut Farms at Alleppey, Karamana and Chettikulangara, the Green Manure Farm at Vengola and the Kari Experimental Station, Porakad, were abolished during the year, as they had outlived the purposes for which they were intended.

The year under report was unfavourable from an agricultural point of view. The continued and severe drought combined with the erratic nature of the monsoons adversely affected not only seasonal crops but also permanent crops like cocoanuts, arecanuts, pepper etc. Heavy showers in the month of Vrischikam during the year caused considerable damage to the punja crop. These coupled with the conditions created by the war in Europe aggravated the situation. But owing to the prompt and adequate measures taken by the Government the prices of rice and other necessities of life were not allowed to be inflated inordinately by the merchants. The timely stocking of large quantities of

rice by Government averted the threatening shortage of the staple food of the State. The prices of most of the important agricultural commodities declined during the year.

Survey of infected areas, mycological examination of infected materials, inoculation and pot culture experiments and analysis of soil were continued during the year. Inoculation experiments were conducted with the isolated organisms on healthy tender leaves kept in a moist atmosphere in the laboratory, and also with spore suspensions of these fungi on healthy trees in the open and under field conditions. From the experiments which were conducted during all the seasons of the year, it was observed that the severity of infection was very high during the monsoon periods and that the leaf diseases could be controlled by spraying with Bordeaux mixture. Inoculation experiments were conducted on healthy cocoanut seedlings at Quilon. A set of experiments was started adding to the soil easily available chemical manures with a view to the arrest of the progress of diseases. As in previous years, soils from representative cocoanut areas were collected and analysed for major soil constituents. The results obtained appear to confirm the opinion already expressed regarding the low nutritional status of the cocoanut soils. Several copra samples were analysed with a view to ascertain the oil content, moisture and ash.

Manurial experiments with local organic manures, green manures and compost manures were continued during the year. From the observations made so far of the growth of crops in the various plots it was found that seedlings transplanted in the plots dressed with night soil compost root better and turn green earlier than those in other plots. 388 ryots of rural centres prepared compost out of waste materials during the year. Compost was also made in the Paddy Farm at Nagercoil, the Fruit Farm at Cape Comorin, the Agricultural School Farm at Koni, and in private estates. The composting of nightsoil and street sweepings on a large scale was continued during the year by the municipalities of Quilon, Nagercoil and Trivandrum. The deficit in the manures imported into the State owing to the war was made up by the appreciably large

quantity of compost that was prepared by the agencies mentioned above. Owing to the rise in the price of fertilisers and the uncertainty of shipping conditions consequent on the war, prominent firms like the Imperial Chemical Industries, Stanes and Co., and Parry and Co., were able to effect only 60 per cent. of the previous year's sales. The total value of fertilisers sold by them during the year under report amounted to only Rs. 60,000 as against Rs. 1,03,778 in the previous year. There was keen demand for local organic manures such as fish, laural oil-cake, and bonemeal which was met by Rodriguez and Co., Kadambur, and the South Travancore Local Manure Works, Poovar. Four co-operative societies were departmental agents for the sale of manures during the year.

Reference was made in the last year's report that consequent on the reorganisation of the propaganda branch of the department, the policy of conducting demonstrations in extensive tracts, which could not but be desultory, was changed into that of concentrating all activities on one village in each taluk, which would, in the

Demonstration and Propaganda. course of a few years, become a model of rural reconstruction worthy of being copied by the villagers. A holding of 5 acres taken up in each taluk is called "the Rural Development Centre" and the portion of the village comprising 50 houses in which it is situated is denominated 'the Rural Unit'. The programme was worked out in 9 rural centres in the northern Division, 11 centres in the Central Division and 5 centres in the Southern Division. It is gratifying to note that a good beginning has been made in all the centres. The introduction and popularisation of improved implements and labour saving machinery in important paddy growing tracts in Travancore engaged the attention of the department. It is proposed to demonstrate the solid and manifold advantages of using a Thresher and a Power Hay Press which could be worked by one single cylinder crude oil-engine or by harnessing an electric motor. The use of this machine will reduce working costs besides dispensing with the need of subjecting paddy to separate winnowing and drying operations. The machines ordered have already arrived. The Three-Roller Iron Mill was demonstrated to many sugarcane cultivators during the year. As a result of these demonstrations several applications for

buying such mills on the hire-purchase system were received from the ryots. Investigation was made during the year into the possibility of introducing electrically driven sugarcane crushing mills in areas served by the Pallivasal Hydro-Electric project. Three such mills have since been installed at Eraviperur in the Tiruvalla taluk and they are working very satisfactorily. The department participated in the Sri Chitra Exhibition held at Trivandrum and also took part in the exhibitions at Marthandam, Kuzhithura, Oollanoor, Onattukara and Changanacherry. A large quantity of grafted fruit seedlings, selected seeds, etc., produced in the departmental farms was disposed of at the stalls.

Paddy is the staple food grain in the country. According to the latest statistics, it was cultivated over an area of 649,597 acres. Paddy produced in Travancore

Crops—Paddy. is insufficient to meet the country's demands in normal years and the deficiency is made good by imports. It is not possible to increase the area under paddy cultivation to any appreciable extent owing to want of suitable lands. The methods of augmenting the production of paddy advocated by the department are the use of better seeds, manure and implements, the annual cultivation of punja lands and the conversion of single crop into double crop lands wherever feasible. By adopting intensive methods of agriculture, it has been calculated on the basis of the results obtained from the departmental demonstration plots that the yield could be enhanced considerably. The questions appertaining to the paddy crop are being investigated in the Paddy Farm at Thirupathisaram, a suburb of Nagercoil. Towards the latter part of the year under report the policy of the Paddy Farm was reorientated with a view to economising expenditure, augmenting income and spreading selected seeds. 25,500 lbs. of selected seeds were sold during the year against 12,479 lbs. in 1114.

Next to paddy, cocoanut is the most extensively cultivated crop in the State. It is the chief cash crop of the average ryot. Manurial, cultural and spacing experi-

Cocoanut. ments and seed selection are the main lines of work carried out by the department for effecting improvements in the cultivation of this crop. The area of the State under cocoanut cultivation during 1115 was estimated to be 580,416 acres.

Tapioca is popularly known as 'the poor man's food' in Travancore. It occupies the third place among the most extensively cultivated crops in the State. It

Tapioca. flourishes well on almost all kinds of soil and yields plenty of tuberosc roots. The tapioca of commerce, which is nothing but the starchy substance obtained from the tubers, is used in foreign countries for sizing yarns and fabrics and for manufacturing dextrin. It is a possible source of power alcohol. Local enterprise and talents have not come forward to tap tapioca in the directions mentioned above. The departmental officers advised numerous ryots in the judicious manuring of the crop and the methods of combating its diseases. It was cultivated over an extent of about 440,270 acres.

Pepper is a crop of considerable commercial importance. Work on all aspects of this crop had been carried out by the department in the Pepper Farm at Koni, for

Pepper. more than 20 years and definite results regarding varieties, standards and manuring obtained. This farm was abolished at the end of 1114 as a measure of retrenchment. Pepper was cultivated over an extent of 89,325 acres.

The cultivation of sugarcane is now confined only to a limited area in Travancore but it has great scope for expansion. An area of 12,828 acres was under

Sugarcane. this crop during the year. One of the most serious problems which sugarcane cultivators have to face is the deterioration of planting material. This and other problems pertaining to sugarcane were investigated in the Alwaye Sugarcane Farm. Acclimatisation of 20 varieties was under trial. Milling and boiling tests were carried out to determine the yield of jaggery and the proportion of jaggery to cane. 18,500 setts of the superior variety were distributed among the ryots. During the year sanction was accorded to the opening of a sugarcane station at Tiruvella. The object of this station is to multiply and distribute setts of varieties of canes selected at the Alwaye Farm and to demonstrate improved methods of cultivating sugar cane, extracting juice and manufacturing jaggery and the feasibility of using electricity for irrigation and crushing of sugarcane.

Banana and cholam and new crops like tomatoes, soya beans, ragi etc., were cultivated for demonstrational purposes.

Sanction was accorded during the year for

Other Crops. the opening of a farm in South Travancore for experimental cultivation of dry crops such as ragi, pulses and cotton. The site of the farm is being selected. Cloves which is a perennial paying crop deserves to be cultivated on a vast scale in Travancore. In the Black-rock estate, Nagercoil, reliable clove seedlings were raised and at the instance of the department sold to interested cultivators. The question of the cultivation of the cinchona crop is engaging the attention of the department. Fodder crops were cultivated and the department distributed liberal quantities of cuttings of the guinea grass and napier grass free of cost and induced many ryots and co-operative societies to cultivate them. During the latter part of the year under report a grass farm was opened in the Nedumangad taluk for demonstrating the feasibility and lucrativeness of fodder cultivation on a large scale and for supplying grass regularly to His Highness the Maharaja's Garage and Stables. 18 acres were cleared and cultivated during the year under report. Green manure crops were cultivated in the Puliya and Alwaye Farms. The need for cultivating cover crops to prevent soil erosion as in the Mannankandam lands was impressed upon the ryots.

Reference was made in the last year's report that the maiden cultivation of tobacco in the Puliya Farm was successful. But the second cultivation of the

Tobacco. crop carried out during the year did not come up to expectations. As tobacco should not be cultivated continuously in the same field it was grown in plots different and away from those of the previous years. The continued spell of drought also affected the crop most adversely. Three private gentlemen, one from Edamon, another from Kothamangalam and the third from Kanjirapali took to the cultivation of tobacco during the year. All of them had the benefit of the Tobacco Expert's personal instructions. An extent of 5 acres and 34 cents. was under the cultivation of this crop.

The Government Fruit Farm at Cape Comorin is devoted exclusively to the introduction and acclimatisation of exotic fruit trees and the multiplication of choice varieties for sale to the public. The chief among the important fruits cultivated in the Farm are graft mangoes, grapes, guavas, pomegranates and oranges. There is a nursery attached to the Farm from which grafts, cuttings and seedlings to the value of Rs. 940 were sold to the public.

During the year about 200 acres of paddy crop at Kuthia-thodu near Parur, were attacked by Rice Swarming Caterpillar. There was an outbreak of this pest in Kuttanad also. By the adoption of suitable and timely measures the pest was brought under control. A cocoanut garden at Kodayathoor was infected by the root and leaf disease. Similar disease in the cocoanut gardens of Kuttanad was also combated. The leaf root of betel vines at Kadakal was effectively controlled by spraying operations. A vigorous campaign against the Mahali disease of the arecanut palm in Poonjar and Thodupuzha was conducted. The necessary sprayers and materials for preparing Bordeaux mixture were supplied free of cost by the department.

Since the Travancore ryot is dependent on bullocks as draught animals and as milk supply is of primary importance to the people, the department has been paying special attention to the problem of cattle improvement. Important among these efforts are the maintenance of good stud bulls, the award of grants to private persons maintaining approved stud bulls, the castration of all scrub bulls, conducting propaganda to educate the ryots on the importance of proper feeding and housing of cattle and supplying the ryots with rich fodder crops. The five Scindhi bulls maintained under the livestock improvement scheme in Trivandrum covered 144 registered cows during the year under report against 107 in the previous year. 126 cows were newly registered and 84 registered cows calved during the year. 30 grants of Rs. 50 each were awarded during the year for the maintenance of 30 good bulls. Two Y. M. C. A. branches, 1 Hindu Mission branch, 6 co-operative societies and 21 private individuals were the

recipients of premia during the year. The Buffalo Breeding station at Koovapady which was opened in 1113 continued to work satisfactorily during the year. Two stud buffaloes maintained there covered 110 registered she-buffaloes. Three she-buffaloes were newly registered during the year. The Thirumala Ksheeravyavasaya Mahila Co-operative Society, Ltd., No. 1999 and the Neyyattinkara Gorasa Vyavasaya Co-operative Society, Ltd., No. 2016, continued to work satisfactorily.

The department is endeavouring to introduce poultry farming and apiculture as subsidiary cottage industries among the people. During the year the Poultry

Poultry Farming and Apiculture. Farm was re-transferred to the control of the department from that of the Kariakar, His Highness the Maharaja's Garage and Stables.

It is situated at Perukadai, a suburb of Trivandrum and is under the control of the Veterinary Inspector, Trivandrum. Three important improved breeds of fowls, White Leghorns, Black Minorcas and Rhode Island Reds were reared on the farm. The strength of the Farm stock at the end of the year consisted of 140 adults and 29 chicks. The apicultural branch devoted attention to popularising the bee-keeping industry. The Bee Expert regularly inspected all the bee hives kept within the limits of the city of Trivandrum and gave the necessary advice to their owners. It is proposed to take a census of the apiarists in the State along with the general census of 1941 which will yield interesting and valuable information. There were 12 colonies of Carniolian bees at the commencement of the year. Seven queens of this foreign variety were introduced into hives of local bees. The first experiment did not prove successful but for better results it has to be persisted in. The Bee Expert trained up two men in bee-keeping one from the Kerala Hindu Mission and another from the Training College, Trivandrum. He also visited a few rural uplift centres and imparted instruction in apiculture to the students of the Summer Schools that are conducted annually. The manufacture and sale of bee-hives at concession rates had been mainly entrusted to the Y. M. C. A. Rural Reconstruction Centre, Marthandam, which was provided with the requisite finance and timber.

The department maintains two Agricultural schools, one at Koni and the other at Kottarakara to impart practical training in agriculture to students. The number of students under training in these schools at the close of the year was 26 and 22 respectively. The summer schools conducted by the Rural Reconstruction Centres at Marthandam, Oollanoor and Warkala were schools with agricultural bias and gave training among other things in the scientific methods of cultivation, the preservation of manure, poultry raising, bee-keeping and other cottage industries. During the year rural summer schools were newly inaugurated at Paravoor and Koni. There were 24 colonists at the end of the year.

The number of veterinary Institutions remained the same as in the previous year, *viz.*, 15 Government and 8 grant-in-aid institutions. 37,005 animals were treated by Veterinary officers during the year as against 37,232 in the previous year. Of these, 562 were in-patients, 27,592 out-patients and the remaining 8,851 cases were attended to by the officers while on tour. 8,692 cases were treated in all the 8 grant-in-aid institutions during the year against 8,176 in the previous year. The total number of cases treated during the year both in the Government and aided Veterinary institutions was 45,697. There were sporadic outbreaks of Foot and Mouth disease, Rinderpest, Anthrax and Black quarter in some of the taluks of the State. Prompt and proper measures were adopted by the Veterinary Inspectors and all the diseases were brought under control. Grants were continued during the year to co-operative societies, rural reconstruction centres, associations and private individuals who maintained breeding bulls approved by the Veterinary and Agricultural Officers. 30 such bulls were maintained during the year. 6 bulls were maintained by the department, one in the Veterinary Hospital, Kottayam, and the others at different centres in Trivandrum. During the year Government accorded sanction for the training of a batch of stockmen in the Veterinary Hospital, Trivandrum. This proposal arose at the instance of the Animal Husbandry Wing of the Board of Agriculture and Animal Husbandry in India. As it was impracticable to appoint a sufficiently large staff of qualified veterinary doctors to deal

adequately with cattle disease and problems of livestock improvement, the proposal was for the employment of a lower class of assistants to treat the ordinary ailments of cattle and generally to interest themselves in all schemes for cattle improvement. The class for the first batch of stockmen was opened during the year and 15 students were admitted to the class. They completed their course and came out successful. Three of them were appointed, one in each of the three Agricultural divisions of the State and posted to important rural uplift centres and placed under the control of the nearest Veterinary Inspector.

The Marketing Officer for Livestock conducted the survey of the marketing of sheep and goats and submitted a report to the Agricultural Marketing Adviser to the Government of India. A survey of the marketing of ghee and butter was finished during the year. Surveys of the production, consumption and export of animal tallow and of the production and consumption of ice with special reference to its use for preserving food and fruits were also conducted. Early in the year under report an improved type of wood containers, for packing eggs, was introduced. The South Indian Railway agreed to accept bookings of eggs packed in such boxes from Quilon, Kottarakara and Punalur to Madras at one-third of the usual parcel rates. From the results of the experiments it was found that the loss of eggs packed in these boxes was only 0.5 per cent. as against 3 per cent. in the case of baskets. 1,100 boxes were manufactured and supplied to exporting merchants. Investigations into the possibilities of exports in cold storage to foreign countries were carried out. But owing to abnormal conditions brought about by the war, steamers with cold storage were not available in any of the ports. The Marketing Officer for Crops completed his report on sugar and submitted it to the Agricultural Marketing Adviser to the Government of India. Supplementary reports on cocoanut and rice were also prepared and forwarded. Surveys of fruits, lac, grain, cashew-nuts and barley were in progress. 40 representative samples of rice and paddy cultivated in the State were collected and transmitted to the Agricultural Marketing Adviser with the necessary particulars for illustration in the All-India Rice Report. A comprehensive list of merchants and commission

agents in the State dealing in fruits and vegetables was prepared and sent to the Agricultural Marketing Adviser for inclusion in the All-India list of fruits and vegetable dealers.

The subjoined statement compares the receipts and expenditure of the department of Agriculture

Receipts and during 1114 and 1115.
Expenditure.

| Particulars. | 1114 | 1115 |
|-----------------|----------------------|----------------------|
| | Rs. | Rs. |
| | Including fisheries. | Excluding fisheries. |
| Expenditure | 2,39,797 | 1,61,103 |
| Receipts | 36,061 | 19,245 |
| Net expenditure | 2,03,736 | 1,41,858 |

INDUSTRIES AND GEOLOGY.

Director.

Mr. C. Kumara Das, B. A.,
M. Sc., F. I. C.

Minerals.

During the year under report, intensive prospecting operations for graphite, mica and limestone were continued. In

respect of graphite, the work started at two sites at Puliyarakkonam and at Chengalloor, both in the Neyyattinkara taluk, gave encouraging results. The analysis of the samples of these graphite by a reputable firm of Analytical Chemists showed that the graphite was of high grade quality with carbon content of 95 per cent. The investigations of mica occurrences at Kizhanguvila, Neyyoor, were continued during the year. Fresh exposures of mica at Mangaram (Kalkulam), at Nettayam (Trivandrum), and at Eraviperur (Tiruvalla), were discovered during the year and they were taken up for investigation. During the year the Nedungolam area was investigated for limestone. The prospects of limestone occurrence at Watta-kotta near Cape Comorin were determined. The lime shells available in the Ashtamudi and Vembanad lakes have been eventually pitched upon as fruitful sources of lime. The preliminary survey led to hopeful results and an elaborate and exhaustive investigation has been taken up for ascertainment

of the possible extent of the material available for starting a cement factory in the State. During the year the occurrence of alum clay was discovered at Chingavanam at the 90th mile on the M. C. road. In view of the possibilities of alum manufacture the matter would soon be taken up for investigation.

The number of mines at work during the year was six, excluding the Government China clay mines at Kundara.

Mineral Ex-ports. There was marked increase in the production and marketing of monazite, zircon and rutile. The quantity of monazite exported rose from 3,024 tons in 1114 to 4,871 tons in 1115, that of zircon from 349 tons to 3,291 tons, that of rutile from 32 tons to 444 tons and that of mica from 10,279 lbs. to 16,556 lbs. The year showed a decrease in the export of ilmenite from 262,949 tons to 216,535 tons and that of sillimanite from 88 tons to 47 tons.

Industries.

There were 216 steam boilers, 3 vulcanizers and 4 digesters at the beginning of the year against 212 steam boilers, 3 vulcanizers and 4 digesters in 1114. Four boilers were newly registered and licensed during the year. Of the 227 boilers with which the year began, 69 only had working licences, the remaining 158 being either condemned or prohibited from working. Six boilers which had licences at the beginning of the year were prohibited from working. In all, 59 boilers were licensed during the year.

The factory which had been under construction for the past three years and which had been producing only on a small scale was formally opened by His Highness the Maharaja on the 23rd Kumbhom 1115. The close of the year witnessed the production of refined kaolin on a large scale. Over 2,000 tons of the refined stuff were sold during the year. The quality of the product when placed on the market was appreciated by the consumers and there has been a steady and continuous demand. Travancore clay holds the field and commands a good market. Considerable progress has been made in increasing the production. With the appointment of the Mining Supervisor the mining of clay had been systematised

and considerable economies effected in the working. The daily out-turn of the mines rose from 15 to 16 tons of crude clay to over 60 tons a day. The manufacturing side also recorded much progress both in the quality and quantity produced. The porcelain articles displayed in the various exhibitions drew the admiration of the public by reason of their exquisite workmanship and finish, their artistic beauty and cheapness. The pickle jars were finding a steady sale and capturing a wide market. Drainage pipes are now being supplied to various Government departments requiring them.

The Sugar Factory at Thuckalay continued working under the management of the Travancore Sugars and Chemicals,

Ltd., with Messrs. Parry and Co., Ltd.,

Sugar Manu- Madras, as Secretaries and Treasurers. A
facture. total quantity of 3,397 tons of first grade

white sugar against 3,150 tons in 1114 were manufactured during the year which found a ready market. The Factory also manufactured 1,232 tons of treacle as a bye-product in the refining process, part of which was sold to the Nagercoil Distillery for use in the distillation of alcohol and the balance was disposed of in the Tinnevely District where it is used for curing tobacco. There was a marked improvement in the manufacture of sugar and bye-products both in quantity and quality. The pharmaceutical products of the company were supplied to the Government Medical Department and to others including the Cochin Government. The products were of B. P. specifications. Large supplies of alcohol were made to educational institutions and a good amount was utilised for industrial purposes also.

During the year the Punalur Paper Mills were able to make considerable advance both in regard to the manufacture and improvement in plants and machinery.

Paper Manu- There was a larger out-turn of brown and
facture. badami paper and all the paper produced found a ready sale. The Government purch-

ased a fair proportion of their requirements from the mills. In order to keep the mills continuously going, the Government have undertaken to supply, as an experimental measure, all their requirements of reeds and firewoods from the State forests.

The Sri Chitra Mills at Alwaye carried on bleaching and finishing and the products found a ready market. Owing to the war the prices of all articles required for running the mill increased considerably and hence it was not possible for the mill to extend its activities according to the programme of expansion as already planned. However, the standard of the manufactured products was maintained and the cloths produced found a ready market. The Travancore Wood Works in addition to the usual manufacture of furniture and other house-hold articles, produced large quantities of packing materials and supplied them to armament factories like the Cordite Factory at Aruvancadu. The Ayurvedic Compound Tinctures, Ltd., commenced business at Trivandrum during the year. A large number of Ayurvedic preparations were made and supplied to numerous customers in and outside the State as samples for advertisement purposes. The reports from all sources regarding the efficacy of the tinctures have been highly favourable.

The war has accelerated the demand for many commodities, which in peace time have only a limited market. One of such commodities is cocoanut shell charcoal which has the remarkable property of absorbing poisonous gases and is therefore in great demand for industries connected with the manufacture of gas masks. Hitherto the chief supplier of cocoanut shell charcoal was Ceylon. When the Government of India made known the need for this material the Travancore Government proposed to arrange for the supply of the quantity required. Efforts were therefore taken to produce it. Various parties interested in the business were entrusted with the manufacture. Over 4,000 tons of the approved material were delivered promptly and to the satisfaction of those using it. The negotiations with the Aluminium Production Company of India, Ltd., have been almost completed. The Company would be having its factory at Alwaye and would draw all their requirements of electricity from the Pallivasal Hydro-Electric Works. There is another industry which is likely to have an even greater chance of success and that is the manufacture of caustic soda. The establishment set up at Quilon by Mr. Chandrasekhara Pillai of Quilon for the manufacture of

lacquer-ware made considerable progress in the business. The number and kind of articles have been increased. Artistic vases, bowls and trays of varying attractive patterns have been made. Pencil manufacture has been taken up and Government are extending encouragement with a view to the stabilisation of the industry. Reference has already been made to the investigations in the Vembanad and Ashtamudi lakes which have brought to light the existence of enormous quantities of lime-shells, the most important raw material for the manufacture of cement. The Kuttanad Industrial Works have expanded the establishment and have made further progress in the production of pale oil which is finding a steady market.

At the beginning of the year there were 26 students on the rolls. Out of 7 students who appeared for the final examination 5 came out successful. The strength of the school at the close of the year was 27. The students were given instruction in the theory and practice of weaving and in dyeing and block printing. The power loom sanctioned to be purchased for the use of the Institute was not got down owing to the war.

The subjects taught in the school were book-keeping, banking, shorthand, typewriting and commercial practice. There were 51 students on the rolls during the first term and 40 during the second term against 42 and 38 respectively in 1114. The Government Technical Examinations and the London Chamber of Commerce Examinations in the respective subjects held in November 1939 and April 1940.

As usual, the Madras Government Technical Examinations of November 1939 and April 1940 were conducted by the department. The November examinations were held at Trivandrum, Mavelikara, and Alleppey, and April examinations at Nagercoil, Trivandrum and Alleppey. The total number of candidates that appeared for these examinations and the London Chamber of Commerce Examinations at various centres was 808 and 918 respectively.

There were at the close of 1114, sixty-seven aided and forty-two unaided schools. The grant withheld for one of the schools was revived during the year and two

Industrial unaided schools were given grant-in-aid. 12 *schools.* new schools were opened with the permission

of the department. Thus at the close of the year there were 70 aided and 51 unaided schools. The total strength of the aided schools was 1,556. Of the aided schools, 46 were in the Trivandrum Division, 15 in the Quilon Division and 9 in the Kottayam Division. The taluk of Neyyattinkara in the Trivandrum Division had as many as 21 aided schools. Cotton weaving was taught in the majority of the industrial schools, the other subjects being carpentry, smithery, mat weaving, rattaning, drawing and painting. The Textile Assistant under the department conducted the inspection of the weaving schools during the year. The total expenditure on account of grants-in-aid during the year was Rs. 17,200.

The Itinerant Weaving Party attached to the Textile section of the department camped at Rajakkamangalam and gave training in weaving to the pupils belonging to the backward communities.

No new industrial loan was granted by the department during the year. The Travancore Government Technical

Examinations in Malayalam Shorthand and

Miscellaneous. Typewriting and other subjects were conducted by the Board of Examiners. The

Sales Depot at Trivandrum for the exhibition and sale of Travancore industrial products, was continued on a temporary basis. The number of individuals and institutions exhibiting their articles for sale in the depot increased from 122 to 125. The total sales from the depot during the year amounted to Rs. 4,625 and the institution earned a commission of Rs. 391. Arrangements are under way for improving the working of the depot and extending the scope of its operations.

The Industrial Library had 824 books at the end of the year under report and was in receipt of a good number of useful journals and publications on industrial and commercial subjects. The Library was made use of by 346 persons besides officers of the department.

The Sri Mulam Shashtiabdapurthi Memorial Institute established by public subscription in commemoration of the 60th birthday of His Highness Sri Mulam Tirunal, the late

Maharaja, continued to work under the control of its committee of management. Industrial and commercial products were received in the Institute as usual for exhibition and sale. The sale proceeds of the exhibits belonging to the institute during the year amounted to Rs. 8,370 against Rs. 1,662 in the previous year. The library attached to the institute was visited by 3,795 persons.

The receipts of the department amounted to Rs. 47,257 against Rs. 20,002 in 1114 and the expenditure to Rs. 94,511 against Rs. 1,08,680 in 1114. *Receipts and Expenditure.* The net expenditure of the department was Rs. 47,254 against Rs. 88,678 in the previous year.

Factories and Labour.

The earliest law to regulate labour in factories in Travancore is contained in the Travancore Factories Act that was passed in 1089. It was modelled on the then statute of British India relating to factory labour, the Indian Act, XII of 1911. That Act subsequently underwent large changes by various amending Acts passed from 1922 to 1931. As a result of a very searching inquiry made into labour conditions in India in 1932-33 the factory statute in British India was thoroughly recast by an Act passed and called the Indian Factories Act, XXV of 1935. It enacted various substantial provisions designed to secure the welfare of workers in factories. Factory labour conditions in Travancore were not materially different from those in British India. The steady expansion of industrial undertakings in Travancore during recent years naturally brought about a situation where the interests and welfare of labour had to be taken notice of by Government. With the spread of new ideas engendering in the minds of workers a realization of the part they were playing in the prosperity of the industries they helped to build and sustain, a new spirit of class consciousness came into being and as a result, rights and privileges began to be claimed by workers. There were indications of unrest among the labourers in the industrial centres in the State like Alleppey. The few enactments which Travancore also had did not go far enough. The countries more advanced in the industrial field had already legislated with a view to relieve the conditions of labour. Hence, the more important of the Acts which regulate the

employment of labour and the safety of the operatives were revised and brought up-to-date. The machinery to see to the strict enforcement of the Acts was also devised.

There are five labour Acts now in force in the State. To co-ordinate the working of these laws and to ensure the proper enforcement of the various provisions of the Acts the appointment of a Labour Commissioner was found necessary. The Director of Industries was accordingly appointed as the Labour Commissioner for the State in addition to his own duties. For the smooth and proper working of these laws the Labour Commissioner had also to function as the liaison officer between Labour and Government and also Labour and Capital in matters of controversy.

The Travancore Factories Act, VIII of 1114, became law on the 18th Kanni 1114 and the rules thereunder came into force on the 30th January 1940/17th Makaram 1115. For purposes of enforcing the provisions of the Act the whole State has been divided into two divisions, the Northern and Southern Labour Divisions with headquarters at Muvattupuzha and Quilon respectively and two Inspectors of Factories were appointed. The Industrial Engineer and Chief Boiler Inspector under the department of Industries was appointed as the Chief Inspector of Factories. During the year 178 factories were registered under the Act. The Chief Inspector and the Inspectors of Factories were functioning for less than two months before the end of the year under report.

There had been some industrial unrest in the country. Labour conditions especially in Alleppey were causing anxiety to Government. Indications were not wanting to show the possibilities of general strikes under the auspices of the Travancore Labour Association as a means of ventilating their grievances.

It was therefore considered desirable that some machinery should be devised for the investigation and settlement of industrial disputes. Hence, the Trade Disputes Act, V of 1114, was enacted and rules under the Act came into force on the 1st November 1938/16th Thulam 1114. Two trade disputes were settled by arbitration during the year.

The Mines and Minerals Act, III of 1103 had been in existence for some years but the rules under the Act were framed and brought into effect only on the 19th September 1939/3rd Kanni 1115. The State Geologist

The Mines and Minerals Act. continued to be the Inspector of Mines. There were six mines besides the Government China Clay Mines at Kundara. The various provisions in the rules were now being enforced with the willing co-operation of the owners and managers of mines.

The Travancore Workmen's Compensation Act, XIII of 1114, which provides for the payment by certain classes of employers to their workmen of compensation

The Travancore Workmen's Compensation Act. for injury by accident, came into force on the 18th October 1939/1st Thulam 1115 and the rules thereunder also on the same date. The appointment of a Commissioner under this

Act was found to be necessary for the efficient operation of the Act and the Director of Industries and Labour Commissioner was appointed as Commissioner under the Workmen's Compensation Act also. During the year there were 5 cases for the award of compensation of which 2 were settled by agreement and the others were pending disposal at the end of the year.

The Travancore Trade Unions Act, VIII of 1112 had been in existence for some time but the rules thereunder were passed and brought into effect only on the 14th May 1938/1st Edavam 1113. During the major part of

The Trade Unions Act. the year the Registrar of Joint Stock Companies continued to be the Registrar of Trade Unions also. But with the appointment of a

Labour Commissioner for administering the labour laws in the State, it was considered that the Labour Commissioner would have better opportunities of keeping himself informed of the progress and working of the Trade Unions in the State. The Labour Commissioner was therefore appointed as the Registrar of Trade Unions also for the whole of Travancore from the 27th April 1940/15th Medom 1115. 24 Trade Unions were registered in Travancore up to the end of 1115.

The repercussions of the war which is careering headlong in its mad course, have been keenly felt in every part of the

world and Travancore has had its due share of misfortunes. The primary industry of the State *viz.*, that which is associated with the use of the cocoanut fibre was completely paralysed. It had lost its chief markets and

what little demand there remained it was impossible to take advantage of owing to the absence of shipping facilities. This brought about a grave situation. The coir factories about 300 in number employing over 25,000 labourers were closed down almost completely with the result that these men were thrown out of employ. Faced with a situation the like of which had not been known the Government rose to the occasion and took prompt steps both to explore ways and means of reviving the industry and of helping the labourers out of their dire distress. The cancellation of licences to export coir and coir goods to the United Kingdom and the absence of shipping space were the prime causes of this lamentable situation. The Head of the Administration visited Alleppey, the chief industrial centre in the State and met in conference all interested in the industry. Effective arrangements for the immediate alleviation of distress were made and proposals for the development of the Indian market and of foreign markets still available for coir goods were initiated. Relief measures costing the State exchequer a sum of Rs. 5 lakhs were immediately started. The owners of the bigger factories also came to the aid of Government and generously contributed towards feeding of the starving. By a wise and tactful handling of the situation for which assistance was received from the employers and the employed it became possible for Government to tide over successfully what might have developed into a crisis of the first magnitude. The prices of cocoanuts, copra and cocoanut oil did show signs of appreciated values during part of the year. The average for the year under report was better than that for the previous year. But unfortunately, this did not help the producer at all for the reason that this slight increase in prices was more than offset by the very poor yield of the crop. The continued drought and the ravages of the cocoanut palm disease brought down the crop to less than half the usual yield. The coir yarn business had its own tale of woe. The year under report had not

only recorded a further fall in the prices of coir yarn and coir goods, but had also witnessed a decrease in the volume of exports. The unhealthy competition among the manufacturers had been responsible for heavy undercutting of prices, resulting in great loss to the manufacturer and considerable reduction in the wages of the labourer. Pepper has had a bad year again, the prices which were already ruinously low declining further. Ginger and turmeric had a better year. The price of sugar continued to be high. The roasting and export of cashewnuts, though no appreciation in prices was registered, continued to be a thriving industry. Travancore maintained its dominant position as the exporter of larger quantities of cashewnut than any other part of India. Rubber and tea showed improvement. The out-put of rubber was greater during the year as the result of an increase in the quota permitted. The needs of war had necessitated larger production and the demand for both these commodities had been on the increase. So far as Travancore commodities were concerned these were probably the only two that had benefited to some extent from the war. There had been a greater demand than in the year 1114 for lemon grass oil. There was a larger export of mineral sands during the year under report.

Economic Development Board.

The Economic Development Board was constituted in order to co-ordinate the activities of the several development departments and to secure non-official advice in the development of the economic resources of the State, in the establishment of new industries and in the expansion of old ones. There were 32 members on the Board; of whom 10 were officials and 22 non-officials.

There were two sessions of the Board in the year, consisting of three general meetings. Four committees of the Board worked at investigation of and reporting on special questions. The Board considered during the year 15 questions of economic importance to the State and submitted reports and recommendations to Government on 12 of them. Some of the important subjects considered by the Board were the following:--

- (1) Prevention of the establishment of power-driven rice mills in rural areas.

- (2) Establishment of a soap factory.
- (3) Construction of a canal connecting Trivandrum with Cape Comorin, following the old line of the A.V.M. canal, to afford an easy waterway and cheap water communication to South Travancore.
- (4) Organisation of the coir yarn industry.
- (5) Extension of rice cultivation so as to make Travancore self-sufficient in regard to food supply.
- (6) Cultivation of cinchona and the manufacture of quinine in the State.

The Travancore Economic Journal published under the auspices of the Board continued to be issued regularly during the year. 12 issues were published in 1115, each containing on an average 72 pages of original articles, giving useful economic information in English, Malayalam and Tamil. A special number of the journal was published in honour of the birthday of His Highness the Maharaja. The Journal continued to grow steadily in its circulation and popularity both inside and outside the State.

The expenditure on account of the Board amounted to Rs. 7,899 against Rs. 9,092 in the previous year.

Joint Stock Companies.

Registrar.

Mr. K. Madhava Kurup, M. A.

Fourteen companies were registered during the year. Of these, 11 were limited by shares, one limited by guarantee, and the remaining two were associations not for profit. Of the 11 companies limited by shares, five were public and six private. The subjoined table gives a comparative

*Number and
Nature of
Companies*

statement of the different classes of companies registered during the years 1111 to 1115.

| Classification of companies. | 1111 | 1112 | 1113 | 1114 | 1115 |
|---|------|------|------|------|------|
| Banking and loan | 8 | 7 | 9 | 1 | .. |
| <i>Nidhis</i> and <i>chit</i> associations | .. | 1 | 1 | 1 | 1 |
| Transit and transport | 6 | 7 | 6 | .. | 6 |
| Trading and manufacturing | 13 | 28 | 30 | 11 | 3 |
| Mills and presses | 1 | 1 | 1 | 1 | .. |
| Tea and other planting companies | 2 | 21 | 3 | 5 | .. |
| Mining and quarrying | .. | 1 | 2 | 1 | .. |
| Sugar (including jaggery manufacture) | .. | 1 | .. | .. | .. |
| Breweries and distilleries | .. | .. | 1 | .. | .. |
| Hotels, theatres and entertainments | .. | .. | 1 | 1 | 2 |
| Companies other than those specified above. | 1 | .. | 2 | .. | .. |
| Charitable associations | 4 | 4 | 2 | 2 | 2 |
| Total | 35 | 71 | 58 | 23 | 14 |

Unlike in the four preceding years, when the largest number of companies registered was of the trading and manufacturing class, the largest number of companies registered in 1115 was of the transit and transport class. The total authorised, subscribed and paid-up capital of the 11 companies limited by shares registered in 1115 were Rs. 18.05, Rs. 2.63 and Rs. .97 lakhs respectively against Rs. 27.65, Rs. 14.61 and Rs. 12.75 lakhs of the 23 companies limited by shares registered in 1114. The number of joint stock companies limited by shares at work at the close of 1115 was 407 of which 294 were public companies and 113 private ones, the corresponding figures for 1114 being 447, 332 and 115. Including one *nidhi*, 186 companies were conducting banking business at the end of 1115. The total authorised, subscribed and paid-up capital of these banking companies at work at the close of the year were Rs. 4,57,06,261, Rs. 1,43,13,463 and Rs. 75,91,391 respectively. Companies engaged in trade and manufacture numbered 103, tea and other planting companies 62, transit

and transport 17 and the remaining companies were engaged in diverse activities such as conducting hotels, theatres and entertainments, breweries and distilleries, sugar manufacture, mills and presses, etc. The number of companies limited by guarantee, not being charitable associations, at work at the end of the year was 14 against 16 in the previous year. Charitable associations numbered 45 against 44 in 1114. The taluk of Kottayam had the largest number of working companies (66), Tiruvella came next (65), followed by Trivandrum and Ambalapuzha (61 and 60 respectively). In 1114 Tiruvella had the largest number (74). The average number of companies in each taluk was 16 against 17 in the previous year. The total number of non-working companies limited by shares, remaining on the rolls at the end of 1115 was 106, of which 97 companies were in liquidation and 9 were defunct companies against 77 companies at the end of 1114. The number of Provident Insurance Societies registered under the Travancore Insurance Act, XIX of 1114, was four.

The total authorised, subscribed and paid up capital of the 407 companies limited by shares at work at the close of the year were Rs. 10,82,62,611, Rs. 3,89,50,385
Total Capital. and Rs. 2,95,86,717. The corresponding figures for the 447 companies at the end of the previous year were Rs. 11,45,30,111, Rs. 3,96,59,386 and Rs. 2,74,83,722.

Under the new Rules of the Travancore Companies Act, IX of 1114, 39 Auditor's Certificates were issued during the year. Of the above certificate holders, 26
Certified Auditors. renewed their certificates for 1116 during 1115 itself, as required by the rules. Seventeen companies of foreign incorporation were registered under the Travancore Insurance Act, XIX of 1114.

During the year 372 companies were inspected by the Registrar and Inspectors of Joint Stock Companies against 350 in the previous year.
Inspection.

Three prosecutions were pending disposal at the end of 1114 of which two ended in conviction during the year and one was pending disposal. Three prosecutions were instituted in 1115 as against 4 in the previous year and these cases were pending disposal at the end of the year.
Prosecutions.

The number of companies established outside Travancore and having places of business inside the State at the end of 1115 was 72 as against 89 in 1114. Of these, 9 were engaged in banking, 8 in insurance, 4 in transit and transport, 20 in trading and manufacturing, 25 in tea and other planting companies, 2 in mining and quarrying, one in entertainment and 3 in other miscellaneous works. 25 companies were incorporated in England, 5 in Scotland, one in Holland, 3 in the United States of America, 28 in British India, one in Hyderabad, 4 in Cochin and 5 in Colombo.

The receipts of the department rose from Rs. 24,460 to Rs. 32,453 and the expenditure fell from Rs. 11,367 to Rs. 11,030.

Receipts and Expenditure.

Co-operative Department.

Registrar.

Mr. M. Ramachandra Rao, B. A.

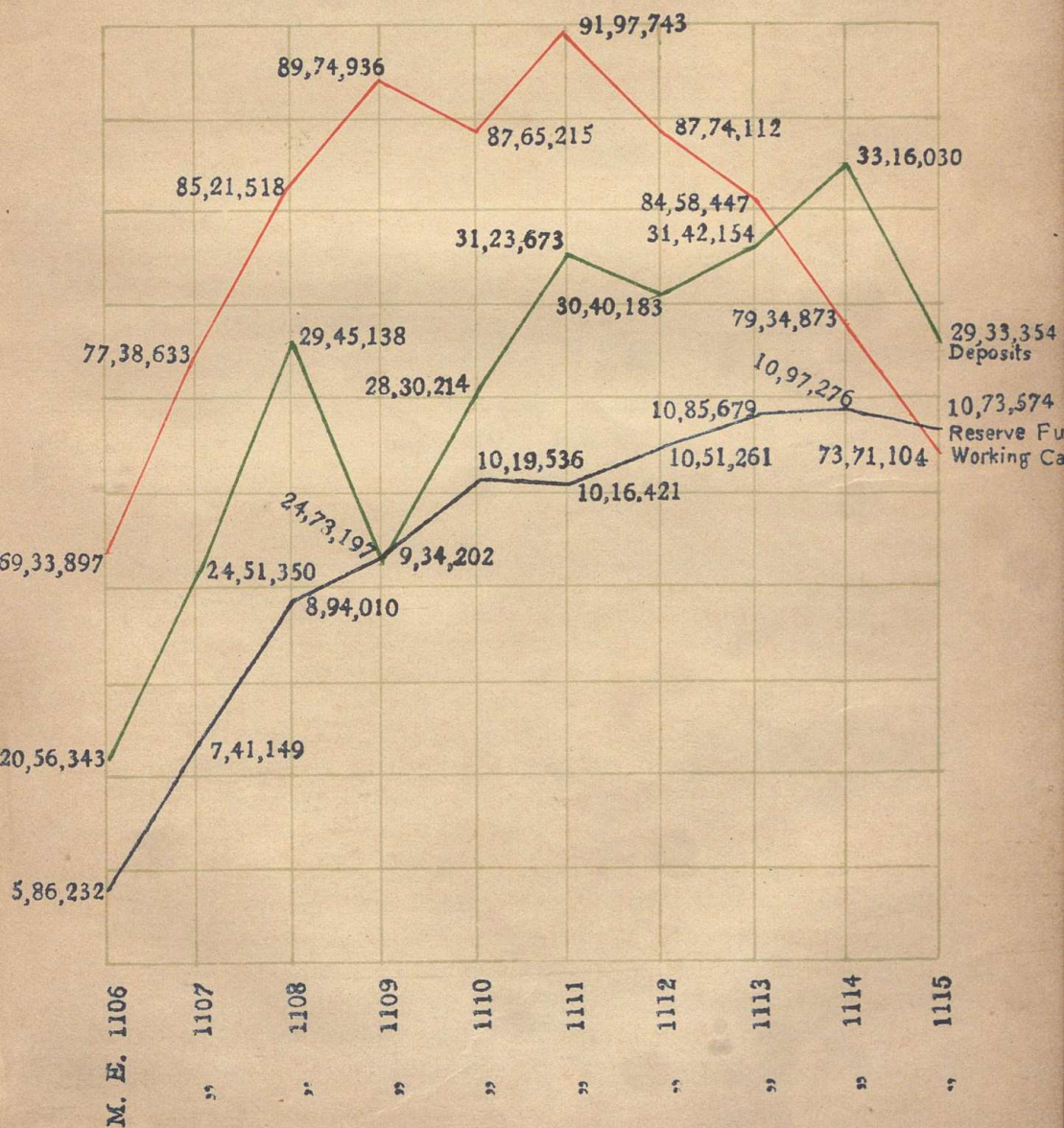
A Co-operative Societies Act was enacted in 1089 M. E. The first Registrar of Co-operative Societies was appointed two years later and he organised the department with one Inspector to start with. Since then the department has developed considerably. The State is divided into two co-operative divisions and each division into circles. During the year an additional division for Central Travancore with headquarters at Mavelikara was formed and the co-operative circles were rearranged.

General.

As in 1114, the department followed the policy of rectification and consolidation of societies and also of cautious expansion. The policy of weeding out moribund and defunct societies was pursued vigorously with the result that 195 societies were cancelled during the year. The economic depression and slump in agricultural prices continued with little change in the year and the ryots who formed the bulk of the members of societies were therefore faced with difficulties in discharging their liabilities. Concessions by way of remission of penal interest was granted in a liberal manner. The Secretaries of the societies were given encouragement in their work by granting bonuses and honoraria wherever desirable.

Financial progress of the Co-operative Movement.

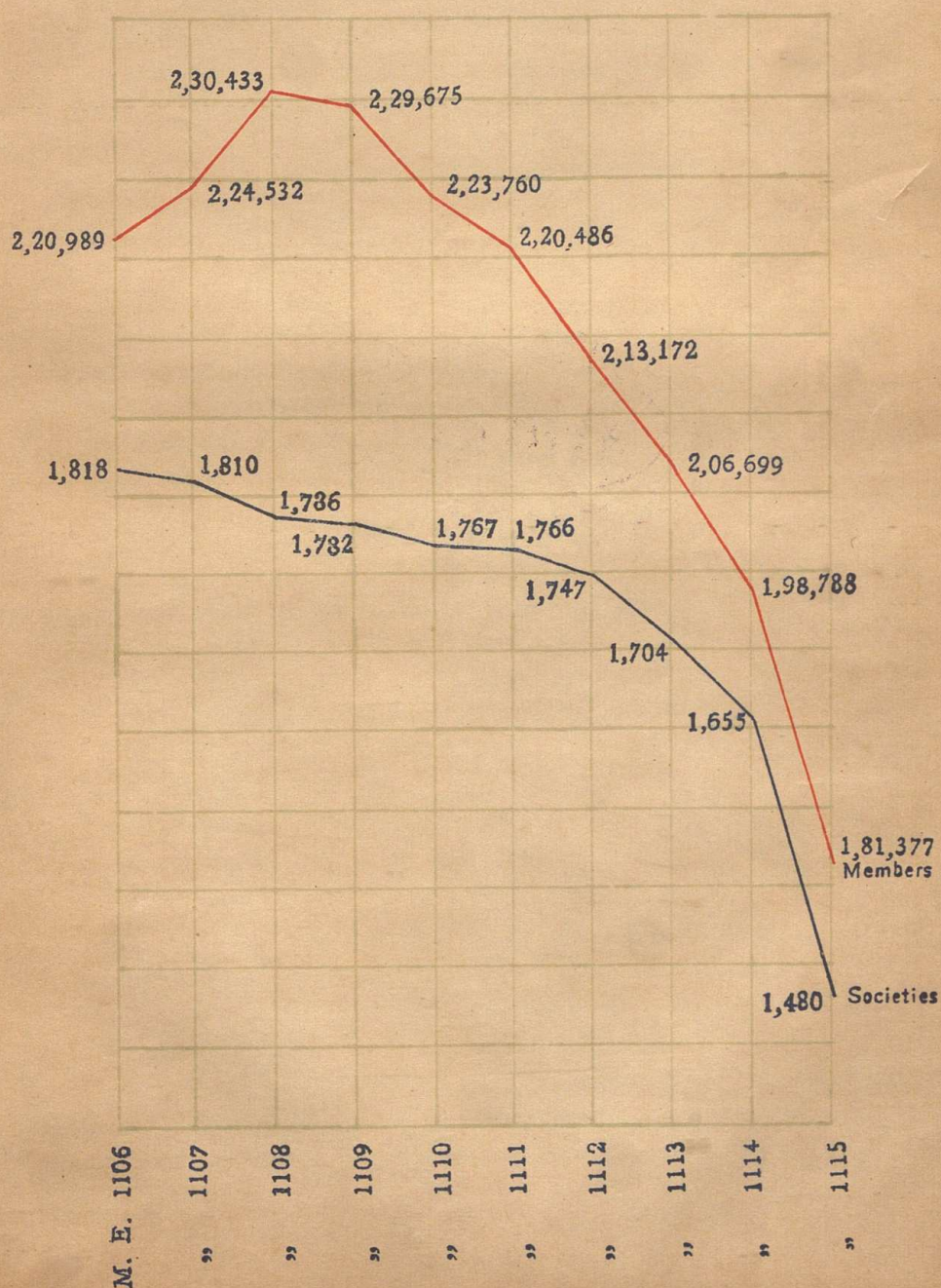
- Note* :—1. Each square with a blue line and figures denoting the amount of Reserve Fund of societies represents Rs. 1 lakh.
 2. Each square with a green line and figures denoting the amount of deposits in societies represents Rs. 2 lakhs.
 3. Each square with a red line and figures denoting the amount of working capital in societies represents Rs. 4 lakhs.





Progress of the Co-operative Movement in Number of Societies and Membership.

- Note:-* 1. Each Square with a blue line and figures denoting the number of societies represents 50.
 2. Each square with a red line and figures denoting the number of members in Co-operative Societies represents 5000.





A redeeming feature of the movement in the year under report was the growing sense among the co-operative societies to develop along non-credit lines. The encouragement of repayment of loans in kind and the adoption of non-credit activities on a wider scale point to an era of development in future on healthy lines.

The year opened with 1,655 societies on the rolls. During the year 20 societies were registered and 195 societies were cancelled. There were 1,480 societies on the rolls at the end of the year of which 21 had not started work. The working societies may be classified thus:—

| <i>Description.</i> | <i>Number.</i> | |
|--|----------------|-------|
| | 1114 | 1115 |
| 1. Central Bank | 1 | 1 |
| 2. Central Institute | 1 | 1 |
| 3. Central Weaving Society | 1 | 1 |
| 4. Central Wholesale Society | 1 | 1 |
| 5. Supervising Unions | 24 | 24 |
| 6. Taluk Banks including Banking Unions | 20 | 20 |
| 7. Urban Banks | 16 | 18 |
| 8. Agricultural Credit Societies | 1,222 | 1,066 |
| 9. Do. with production and sale | 11 | 21 |
| 10. Non-agricultural credit societies | 241 | 200 |
| 11. Do. with production and sale | 12 | 27 |
| 12. Distributive societies including school stores | 54 | 52 |
| 13. Sale societies | ... | 6 |
| 14. Other types (including benefit funds). | 32 | 21 |
| Total | 1,636 | 1,459 |

The number of members in all the societies together fell from 198,788 in 1114 to 181,377 in 1115. This fall was due to the policy of weeding out moribund societies

Membership. and to the growing tendency on the part of members to prefer withdrawal of membership by setting off their share amount against loans. The average membership per society was 129 as against 125 in the

previous year. The membership of the Central Bank and other central societies fell from 2,946 in 1114 to 2,758 in 1115; that of agricultural societies from 129,069 to 117,606 and that of non-agricultural societies from 66,773 in 1114 to 61,013 in 1115. Classified according to occupation, 78,007 members were agriculturists, 67,537 were non-agriculturists, 7,973 were artisans and the rest derived their income partly from agriculture and partly from other sources.

The total number of women members was 21,715 against 24,004 in the previous year, the proportion of women to men members being 1 to 7.

The following comparative statement indicates the financial condition of the movement during the year in respect of share capital, deposits and working capital of societies :—

| | Share capital. | | Receipts under deposits. | | Disbursements under deposits. | | Working capital. | |
|------------------------------|----------------|-----------|--------------------------|----------|-------------------------------|-----------|------------------|-----------|
| | 1114 | 1115 | 1114 | 1115 | 1114 | 1115 | 1114 | 1115 |
| | Rs. | Rs. | Rs. | Rs. | Rs. | Rs. | Rs. | Rs. |
| Central Bank . | 1,40,100 | 1,33,900 | 2,66,047 | 1,42,514 | 5,63,311 | 2,17,759 | 12,67,043 | 11,32,617 |
| Other central societies . | ... | ... | ... | ... | ... | ... | 787 | 3,818 |
| Agricultural societies . | 17,06,776 | 15,55,621 | 3,42,049 | 1,68,395 | 1,98,192 | 1,72,574 | 32,85,675 | 30,66,217 |
| Non-agricultural societies . | 13,69,103 | 12,95,545 | 7,93,405 | 6,63,143 | 8,49,473 | 7,61,338 | 33,81,368 | 31,68,452 |
| Total . | 32,15,979 | 29,85,066 | 14,01,501 | 9,74,052 | 16,10,976 | 11,51,671 | 79,34,873 | 73,71,104 |

The total reserve fund of all the societies at the end of the year was Rs. 10.74 lakhs of which a sum of Rs. 6.55 lakhs was invested outside the ordinary working *Reserve Fund*. funds. The reserve fund of the Central Bank alone amounted to Rs. 63,320.

The issue of loans was on the decrease during the last few years. The total number of loans issued during the year by the Central Bank, the taluk banks and the primary societies together fell from 17,259 in 1114 to 14,914. Loans to the extent of Rs. 9·8 lakhs were issued during the year. The demand for the year under principal was Rs. 49·54 lakhs of which a sum of Rs. 12·71 lakhs was collected. Of the sum of Rs. 17·1 lakhs due under interest a sum of Rs. 3·58 lakhs was collected, the balance to be collected under the principal and interest being Rs. 36·83 lakhs and Rs. 13·51 lakhs respectively. The percentage of balance to demand under principal was 75·0 against 72·1 in the previous year, the percentage of balance to demand under interest being 77·4 against 79·0 in the previous year.

The Trivandrum Central Co-operative Bank is the premier financing apex bank and the first co-operative society to be registered in the State. The bank was not able to do much during the year. The steady drain of deposits and the poor recoveries proved a serious handicap to its progress. The number of members of the bank fell from 3,608 in 1114 to 3,406 in 1115. The paid-up share capital fell from Rs. 1·40 lakhs in 1114 to Rs. 1·34 lakhs in 1115, and the working capital also fell from Rs. 12·67 lakhs in 1114 to 11·32 lakhs in 1115. The bank advanced 53 loans aggregating to Rs. 22,221 of which a sum of Rs. 13,607 was for societies.

Urban banks form the principal agency providing co-operative finance for the middle class population, inhabiting the urban areas in the State. Their number at the end of the year was 18 and their membership was 9,887 against 9,242 in the previous year. Their working capital and paid-up share capital were Rs. 5·72 lakhs and Rs. 2·31 lakhs respectively. They earned a net profit of Rs. 16,896 against Rs. 14,425 in the previous year, although 8 of them worked at a loss. The Trivandrum Urban bank is the most important among the urban banks. It had 3,456 members and a working capital of Rs. 2·48 lakhs.

The various taluk banks constitute the financial agency interlinking the apex bank with the rural primary societies.

Taluk Banks. The number of taluk banks including the three banking unions was 20 and of these ten banks worked at a loss. They issued loans to societies and individuals to the extent of Rs. 51,889 and Rs. 86,717 respectively. They had a working capital of Rs. 14.71 lakhs against Rs. 15.29 lakhs in the previous year, their paid-up share capital being Rs. 5.21 lakhs against Rs. 5.24 lakhs in 1114.

The primary agricultural credit societies constitute the bulk of co-operative organisations in the State and the soundness of the co-operative structure depends on the soundness of these primary societies.

Agricultural Societies. The following figures show their position :—

| | 1114 | 1115 |
|-------------------------------|---------------|-----------|
| Number of societies | 1,233 | 1,091 |
| Number of individual members. | 129,069 | 117,606 |
| Working capital | Rs. 32,85,675 | 30,66,217 |
| Reserve fund | Rs. 7,03,176 | 6,89,859 |

The number of non-agricultural societies at the end of the year was 304. The figures relating to these societies are given below :—

Non-Agricultural Societies.

| | 1114 | 1115 |
|---------------------|---------------|-----------|
| Number of societies | 341 | 304 |
| Membership | 45,925 | 39,775 |
| Working capital | Rs. 13,02,969 | 11,29,827 |
| Reserve fund | Rs. 1,76,011 | 1,53,746 |

The nine co-operative societies worked by women continued during the year and of these, four were conducting non-credit activities such as store business and dairy-farming while the others carried on credit business.

Women's Societies.

The *kettuthengu* deposit system prevalent mostly in Central and North Travancore has been found to be an effective means of enforcing repayments in kind.

Kettuthengu Deposit System. The collection of cocoanuts in large numbers in some of the societies has enabled them to launch into the side business of marketing

and sale of the produce. In a large number of cases the system is a kind of temporary lease of cocoanut trees by members to their societies against their loan dues. During the year 206 societies had the benefit of this scheme. 36.74 lakhs of cocoanuts, as against 34.7 lakhs of the previous year, were collected and their sale proceeds amounted to Rs. 82,984.

In recent years the department had been bestowing special attention on the development of the non-credit side of the co-operative movement and as a result the movement has taken a turn towards non-credit activities. 19 out of the 20 societies registered during the year were for non-credit work. The non-credit societies are classified as follows :—

- (1) Fifty-two distributive societies including school stores.
- (2) Two dairy-farming and cattle-breeding societies.
- (3) Three building societies.
- (4) Four poultry and bee-keeping societies.
- (5) Twelve rural uplift societies.
- (6) Six marketing societies.
- (7) One co-operative restaurant and rest house,
- (8) One benefit fund society.

There were 120 societies for the backward communities at the end of the year against 167 in the previous year. They had a total membership of 9,847, a paid-up share capital aggregating to Rs. 85,696 and a reserve fund of Rs. 29,100.

The number of disputes referred for arbitration during the year was 3,588, the amount involved being Rs. 3,00,857. The number of references heard and disposed of in the year was 11,581.

The agency for non-official supervision is composed of 24 taluk supervising unions and the 3 banking unions, with the Central Co-operative Institute as their federated body. As in the previous year, the working of most of these institutions was unsatisfactory. The number of societies affiliated to the unions was 1,234 against 1,415 in 1914. The aggregate receipts and disbursements of the unions were Rs. 57,942

and Rs. 57,962 respectively. The contribution from Government towards the cost of the unions was Rs. 2,639.

Audit is a statutory function of the Registrar. Of the 1,459 societies working, 1,435 were audited. On a classification of these societies according to their efficiency based on the audit conducted during the year, it was seen that there were 30 societies in A class (model), 102 in B class (good), 768 in C class (average), 493 in D class (hopeless) and the rest 42 societies unclassified. According to the collection list, 16 societies had 95 per cent. collection, 65 had 70 per cent., 81 had 55 per cent., 111 had 40 per cent. and 647 had below 40 per cent. collection.

The cost to Government during the year in working the Co-operative Societies Act amounted to Rs. 92,247 against Rs. 91,476 in the previous year. The percentage of cost to the total working capital was 1.2 against 1.1 in the previous year. The expenditure incurred by the societies themselves increased from Rs. 1.78 lakhs in 1114 to Rs. 1.84 lakhs in 1115, its percentage to the total working capital being 2.5 against 2.2 in the previous year. The average cost per society was Rs. 126 against Rs. 109 in the previous year.

Patents and Designs.

Controller.

*Mr. P. Parameswaran Pillai,
B. A. B. L. (From 1-1-1115
to 8-4-1115.)*

*Mr. G. Narayanan Tampi,
B. A., B. L. (From 9-4-1115
to the end of the year).*

Eleven patents in respect of the following inventions were sealed during the year :—

(1) process and apparatus for the electrostatic separation of particles having different electrical susceptibility ;

(2) improved means and process for the manufacture of synthetic plastics ;

(3) improvements in or relating to a process and apparatus for fermenting of tea leaf and manufactured tea produced thereby ;

(4) improvements relating to the centrifugal moulding of concrete bodies ;

(5) improvements relating to the centrifugal moulding and lining of pipes and the like ;

(6) improvements relating to the moulding of concrete pipes and the like ;

(7) a radical improvement in the method of extracting superfine oil from the kernel of the cocoanut ;

(8) an improved process and apparatus for the extraction of cashew-nut shell oil ;

(9) improvements in or relating to tiffin carriers and the like ;

(10) an improved process for galvanising and the sheets so galvanised ; and

(11) improvements in or relating to tea leaf rolling machine.

No design was registered during the year.

The receipts amounted to Rs. 1,605 against Rs. 1,903 in the previous year and the expenditure to Rs. 317.

Uplift of Backward Communities.

The members of the backward communities of the State for purposes of amelioration number 8,17,963 *General.* and they represent 16 per cent. of the total population. The Department of the Protector of Backward Communities continued to be under the general supervision and control of the Pro-Vice-Chancellor of the Travancore University. The main items of uplift work comprised the following *viz.*, assignment of lands on concessional terms, establishment of colonies, opening of centres for ameliorative work, etc., provision of common buildings, wells and burial grounds, employment in public service, educational concessions, organisation of thrift societies and popularisation of industries.

The total area of the land available for concessional registry to backward communities was 15,871 *Assignment of Lands on Concessional Terms.* acres and the extent of land actually assigned during the year was 155 acres from the earmarked area and 655 acres from outside that area thus making a total of 810 acres.

Colonies for backward communities were in existence in the following places, *viz.*, Narikulam, Kula-
Colonies. thur, Meenamkulam and Kurichi. A co-oper-
 ative colony at Veliyathnad was opened
 during the year and arrangements for the establishment of
 colonies at Venganoor and Anchamada made good progress.

The revised classification of communities for fee conces-
 sions in schools and colleges on the basis of
Educational the percentage of literacy of the school-going
Concessions. population of each community was followed
 during the year. Stipends and scholarships
 were given to deserving students. Poor and deserving pupils
 of these communities were also exempted from the payment
 of examination fees for the public examinations conducted by
 the Education Department. Free supply of books to the
 children of the backward communities reading in classes III
 and IV of the Malayalam and Tamil schools in the State was
 continued during the year.

Grants were paid for the maintenance of hostels, boarding
 houses, orphanages and reading rooms and
Hostels, libraries intended for the children of the back-
Orphanages, ward communities. Forty-two *Harijan*
etc. students were maintained in the Sri Chitra
Harijan Hostel at Trivandrum and the expen-
 diture incurred on account of the maintenance of the institut-
 ion in 1115 was Rs. 4,272 against Rs. 3,969 in 1114. The grant
 to the Harijan Girls' Hostel at Trivandrum which is run by
 the Hindu *Mahilamandiram* was continued during the year.
 The following institutions were in receipt of grants *viz.*, the
Harijan School at Elanthoor, the Bharatheeya Hindu Pulaya
 Hostel at Ayroor, the Sri Ramakrishna Asramam at Adoor,
 Sri Ramakrishna Seva Sadanam at Thadiyoor, the Orphanages
 at Chunakkara, Kalady, Appanchira, Puliyanoor, the Sri
 Karthika Tirunal Library and Reading Room at Pullad and
 the Maharani Setu Parvati Bayi Memorial Stri Dharmalayam
 at Trivandrum.

Provision of common buildings for social and congre-
 gational purposes was another item of work
General in which the department was interested. A
Ameliorative building at Aikkanam was constructed by the
Work. department during the year. A grant of
 Rs. 750 was given to the Kerala Provincial

Board of the All-India Harijan Sevak Sangh for the construction of a building at Chemmaruthy. A grant of Rs. 350 was sanctioned for the construction of a building at Aranmula and a sum of Rs. 250 each for a building at Manthanam and another at Mezhuvely.

Provision of wells and burial grounds was another item of work which engaged the attention of the department. Five new wells were sunk during the year and eight old wells were repaired. The work in respect of sinking three other wells was in progress during the year. Cremation grounds were provided in 9 places and arrangements were made for the provision of 16 more burial grounds. The Itinerant Weaving Party attached to the Department of Industries camped at Rajakkamangalam and trained a batch of students belonging to backward communities.

The total expenditure incurred by the several departments on account of uplift work during the year
Expenditure. 1115 amounted to Rs. 1,71,676 against Rs. 1 71,926 in 1114,

CHAPTER IX.

PUBLIC WORKS.

The Public Works Department.

Chief Engineer.

*Mr. M. S. Doraswami Aiyangar,
B. A. B. E. M. I. E.*

A sum of Rs. 43.79 lakhs was spent on Public Works during the year excluding a stock suspense of Rs. 1.54 lakhs and also the cost of contribution works of Rs. 1.35 lakhs, the amount spent in 1114 being Rs. 35.70 lakhs. Of the total expenditure of Rs. 43.79 lakhs, a sum of Rs. 32.28 lakhs was spent on ordinary public works charged to revenue including the Road Development Fund. A sum of Rs. 11.50 lakhs was spent on capital works not charged to revenue mainly under the following items :—

| | <i>Rs. in lakhs.</i> |
|---|----------------------|
| Dustless surfacing to M. S. road from Trivandrum to Cape ... | 7.17 |
| Town Planning Scheme, Trivan- drum ... | 2.63 |
| Military works .. | 1.13 |
| Ceramic works, Kundara ... | 0.15 |
| University Buildings ... | 0.27 |

This does not include the capital outlay on water supply and drainage schemes which comes to Rs. 8 lakhs.

The development of communications has always formed an important item on the State's programme of Public Works.

Communica- Funds are provided from the general revenues
tions. for the construction and maintenance of roads. 'A Road Development Fund' has been instituted, solely for the purpose of opening and improving trunk roads. The existing road system, which is well co-ordinated within the State itself, is connected with the road systems of the adjacent Districts and the Cochin State, so as to ensure through traffic. There are main arterial roads throughout the length and breadth of the State to

which is linked a network of subsidiary and feeder roads. The road system also connects the internal waterways and ports. It has further been constructed in such a manner as to open up and serve important planting areas and industrial centres. The phenomenal increase in motor traffic during recent years has led to the elaboration of a programme for widening the old highways to suit modern requirements and the allotment of increased maintenance grants. The major portion of the expenditure incurred by the Public Works Department from year to year has been under the item of communication. The expenditure during the current year was Rs. 18.97 lakhs against Rs. 17.62 lakhs in 1114. A sum of Rs. 7.66 lakhs was spent on the construction of new roads and bridges and for improving the existing ones; and a sum of Rs. 11.31 lakhs was utilised for the maintenance of the existing means of communications. The length of roads newly opened and improved during the year was 10 miles and 117 miles respectively against 15 and 132 miles in 1114. The total length of communications maintained during the year was 5,401 miles consisting of 1,099 miles of metalled roads, 2,417 miles of unmetalled roads, 967 miles of village roads, 156 miles of planters' roads, 445 miles of traces and 317 miles of navigation canals and backwaters. The average cost of maintenance was Rs. 440.20 per mile of metalled roads, Rs. 168.67 per mile of unmetalled roads, Rs. 29.04 for village roads, Rs. 379.02 for planters' roads, Rs. 31.77 for traces and Rs. 116.73 for navigation canals. A sum of Rs. 7.17 lakhs was spent for providing dustless surfacing to the road from Trivandrum to Cape Comorin and about 36 miles of the road were concreted during the year and 3 miles coated with tar-crete.

Till recently, Government alone were responsible for constructing and maintaining roads in the State. Within the past few years, however, private enterprise has voluntarily come forward to co-operate with Government in opening new lines of communications. There is a system of 'ryots roads' under which the roads are opened by the people themselves, the department merely advising alignment and constructing the necessary bridges and culverts. The roads, if satisfactory, are subsequently taken over and maintained by Government.

who assume the lands covered by the roads on payment of nominal compensation and record them as *poramboke*.

The expenditure incurred on buildings was Rs. 4·77 lakhs against Rs. 4·29 lakhs in 1114. Of this, a sum of Rs. 3·03 lakhs was spent on the construction of new buildings and special improvements to the existing ones and the balance was utilised for annual repairs and maintenance.

Buildings. The expenditure on protective irrigation during the year was Rs. 1·74 lakhs against Rs. 2·28 lakhs in 1114. Of this Rs. 1·52 lakhs was spent on the construction of new irrigation works and the restoration of the existing ones and the balance was utilised for the maintenance of the existing sources of irrigation.

Productive Irrigation—The Kodayar Irrigation System. The Kodayar Irrigation system is the most important irrigation work in the State. The gross total outlay on the work up to the end of 1115 stood at Rs. 88·05 lakhs against Rs. 87·90 lakhs at the end of 1114, and deducting from it the total receipts from the sale of tank beds etc., credited to the capital account, the net outlay till the end of the year amounted to Rs. 81·25 lakhs. The gross revenue from the project during the year was Rs. 2·04 lakhs against Rs. 1·58 lakhs in 1114 and the net income amounted to Rs. 1·20 lakhs. Sixteen new tanks were taken up for improvements during the year under the scheme of restoration of tanks and storage reservoirs within the Kodayar Project. A total length of nearly 327 miles of irrigation channels was maintained within the system; and the area of assessed lands which had the benefit of water from the Kodayar reservoir during the year was 56,140 acres against 56,106 acres in 1114.

The outlay on establishment during the year was Rs. 4·49 lakhs against Rs. 4·79 lakhs in 1114. The cost of establishment was 13·9 per cent on the gross outlay excluding that on capital works not charged to revenue, against 15 per cent in 1114.

The P. W. D. Workshops undertake works for Government and also for private parties. The total number of orders taken up for execution during the year was 3,177 against 2,873 in 1114. Of these 2,782 orders were completed during the year. The value of supplies to other departments during the year amounted to Rs. 84,820. The quantity of gas manufactured during the year was 478,601 c.ft. Ice manufactured and issued during the year was 37,431 lbs. and 36,323 lbs. respectively.

The total receipts from the department during the year amounted to Rs. 8.47 lakhs against Rs. 8.29 lakhs in 1114. Of this a sum of Rs. 1.47 lakhs was subvention from the Central Road Development Fund, the receipt under this head in 1114 being Rs. .79 of a lakh.

Till the close of 1111 M. E., there was a separate Maramat Department, under a Maramat Engineer, for the execution of works connected with Devaswoms, *oottupuras* (feeding houses), *satroms* (rest houses), other charitable institutions and palaces. The Maramat Department was amalgamated with the Public Works Department under the control of the Chief Engineer in 1112. A Maramat Committee was constituted to scrutinise the estimates of the Devaswom works. The expenditure incurred on account of Government maramat works during the year amounted to Rs. 99,158 and that on account of Devaswom maramat works amounted to Rs. 1.66 lakhs.

Railways.

The total length of the railway line in the State is 98 miles excluding the portion of the Cochin-Shoranur railway running through the Travancore territory in the Alwaye P. W. Division.

The Quilon-Shencotta section of the Travancore railway is worked under a guarantee in respect of interest on the capital spent thereon by the British Government. The capital required for the Quilon-Trivandrum (Chakai) line was met by this Government; but the extension from Chakai to the heart of the town (Trivandrum Central) was constructed by

the State and handed over to the South Indian Railway for working.

The capital outlay to the end of March 1940 was as follows :—

| | <i>Bh. Rs.</i> |
|--|----------------|
| Shencotta—Quilon section ... | 139.96 lakhs. |
| Quilon—Trivandrum (old Chakai station) ... | 51.97 „ |
| Chakai—Trivandrum Central ... | 28.06 „ |

The capital expenditure for the year ended March 1940 on the Quilon-Trivandrum section including the Chakai Thampanoor Extension was Bh. Rs. 56,215 against Bh. Rs. 32,004 of last year (1114).

The working of the Travancore railway during the year under review resulted in a loss of Bh. Rs. .52 of a lakh against a loss of Bh. Rs. .73 of a lakh in 1114, of which this Government had to make good loss to the extent of Rs. .37 of a lakh towards their share of deficit for the payment of interest charges on the capital spent on the Shencotta-Quilon section by the British Government.

The services of Mr. M. L. Janardhanan Pillai as the representative of the State in the South Indian Railway (Local Advisory Committee) were terminated on 31st December 1939 and the Financial Secretary to Government was nominated instead.

In response to the special request of this Government, the Government of India have been pleased to sanction the retrocession, temporarily, of all power and jurisdiction over the railway lands in the State.

Waterworks and Drainage.

At a capital cost of about Rs. 57 lakhs, Government have provided the Trivandrum city with a protected water supply which is one of the most complete and up-to-date water supply projects in India.

The Willing- The project is worked by Government through the
don Water Water Works and Drainage Engineering
Works, Trivan- Department; and the Trivandrum Municipi-
drum. city makes an annual contribution towards

the working expenses meeting the cost by levying a water tax at the rate of 3 per cent. on the annual rental value of all the buildings situated within its limits and from the metered ratings from house connections and other miscellaneous water receipts. In point of chemical and bacteriological purity, safety and clarity, the water distributed from the Water Works stands comparison with the water in any other town supply in the world and is decidedly superior to the water distributed in many Indian towns, the standard of purity of water distributed being similar to that adopted by the Metropolitan Water Board, London, for its supply. Samples of the filtrate and water from the street fountains are collected daily and examined in the laboratory. The total quantity of water sent down for distribution during the year amounted to 357·734 million gallons against 350·149 million gallons in 1114, the average daily consumption being 0·9801 of a million gallon against 0·9593 of a million gallon in 1114. The cost of manufacture of 1,000 gallons of water in 1115 was chs. 7 against chs. 6 and cash 8 in 1114. The rate charged is chs. 21 (annas 11 and pies 9) per 1,000 gallons if the supply is for domestic purposes and double the above rate for non-domestic purposes. The quantity of water supplied free through street taps was 208 million gallons against 207·835 million gallons in 1114.

The length of mains laid in 1115 was Rft. 2,997, the total length of mains laid being 121½ miles. The number of gravity services and pumping services in use at the end of the year was 591 and 1,321 respectively against 549 and 1,220 at the end of 1114. Thirtyfour new street fountains were put in service during the year, the total number of street fountains at the end of the year being 614. There were 2,008 meters in service and 473 hydrants at the end of 1115 against 1,830 meters and 459 hydrants at the end of 1114. The working expenses of the Willingdon Water Works during the year amounted to Rs. 91,061 against Rs. 81,602 in 1114 and the gross receipts amounted to Rs. 1·27 lakhs against Rs. 1·18 lakhs in 1114.

Mofussil Water Works.

The progress of the work in connection with the Nagercoil Water Supply scheme was hampered on account of the difficulties in obtaining the necessary materials during war time. All lands necessary for the project were acquired. Out of 46 miles of distribution pipes to be laid, a length of about 30 miles was completed by the end of the year. Of a total length of 7 miles of gravitation main required, pipes were laid and tested for a length of 1·7 miles from Mukkadai and trenching was done for a further length of two miles.

The Alleppey Water Supply scheme was almost completed. It was inaugurated by Her Highness Maharani Setu Parvati Bayi on the 27th Mithunam 1115 and was named after Her Highness as "Her Highness Maharani Setu Parvati Bayi Water Works". Pumping main pipes were laid in full and put in active service during the year. The laying of the distribution mains was almost completed and the canal crossing works were also nearly completed. The planting of fountain posts and the construction of chambers for air and sluice valves were also attended to during the year.

The works in connection with the laying of the distribution pipes for the Shencotta Water Works was completed. Fifty fountain posts were fitted up and connections to 67 posts were given. Water supply to the town was commenced on the 1st Kumbhom 1115. Certain works in connection with the scheme could not be completed on account of the difficulty in getting the necessary material from foreign countries.

The laying of sewers for the Trivandrum Drainage scheme was continued, the length of sewers laid in 1115 being 6½ miles. The manholes, lamp holes and other masonry works of the sewers already laid were constructed, house connections in the sewers already laid with syphon traps were carried out and a number of ventilators and air inlets were also constructed. 1,272 houses were connected up to the sewers and the sullage from them was being discharged into the sewers. The construction of new sewer roads was continued during the year. The expenditure on account of the scheme up to the end of 1115 was Rs. 17 lakhs.

Electrical Department.

Electrical Engineer. Mr. K. P. Padmanabha Menon,
B. A., B. Sc., (Hons.), (London),
A. G. G. I. and D. I. C. A. M. I.
Mech. E., A. M. I. E. (Ind.)

The Electrical Department was separated from the Public Works Department in 1108 and placed under the direct control of Government, under the Electrical Engineer.

General. The year under review marks an important stage in the growth and consolidation of the activities of the department. With the completion during the year of an extensive net work of Hydro-electric supply covering a large portion of the State and with the inauguration of telephone communication facilities between all the important centres in Travancore and the rest of India, the State is on the threshold of a new era of progress in its industrial, agricultural and commercial activities.

The Pallivasal Hydro-Electric Project which has been completed during the year is one of the most economical water power resources in the State. This scheme

The Palli-vasal Hydro-Electric Project. utilises the falls in the Mudrapuzha river, which is a tributary of the Periyar, by diverting the water at Munnar through a tunnel about two miles in length and making available a head of 1,990 feet. The works in

connection with the first stage of the project were completed by the middle of the year under review and the system was brought into commercial service from the 19th March 1940.

The first stage of the scheme as now completed comprises of a generating station with three 11,000 volts alternator sets each of 4,500 K. W. capacity directly coupled to pelton wheels operating at a head of 1,980 feet. The total effective capacity of the station is only 9,000 K. W. as the third generating set is to be used only as a standby. Power is transmitted to the plains at 66,000 volts. The transmission system consists of 134 miles of 66 K. V. double circuit lines carried on steel towers connecting the generating station with five major sub-stations at Kothamangalam, Alwaye, Pallom, Mavelikara and Kundara, besides 26 miles of 33 K. V. single circuit line connecting Alleppey with Mavelikara.

The main distribution system consists of 130 miles of 11 K. V. single circuit and $8\frac{1}{2}$ miles of double circuit lines covering a large portion of the north and central Travancore where power is required for the existing industrial concerns. The whole of this system was energised during the year and the following towns and important villages were provided with low tension distribution *viz.*, Alwaye, Parur, Devicolum, Chithirapuram, Kothamangalam, Pallom, Kottayam, Changanacherry, Thiruvalla, Mavelikara, Kayencolum, Alleppey, Quilon, Kundara, Kilikollur and Chavara. 1,934 consumers were connected to the system. All the load connected to the Kalamasseri temporary thermal station was changed over to the Hydro-Electric system. The Quilon distribution and Messrs. Kanan Devan Hills Produce Company of Munnar, who had hitherto an independent hydro-electric plant of their own were connected to the project. Similarly the Kottayam Electric Supply Liconsee also changed over to the Hydro-Electric system. Several high tension services were connected up during the year, notable among them being Messrs. K. D. H. P. Co., Ltd., Electric Supply Agency, Kottayam, the Sri Chitra Mills, Alwaye, A. D. Cotton Mills, Quilon and the Mineral Factories at Chavara and Neendakara. With the change over of Messrs. The Kanan Devan Hills Produce Company's net work to the Pallivasal Hydro-Electric system, a total of 1,708 K. W. of tea factory load has been connected to the Government supply. The yearly consumption from this load is expected to be four million units.

The possibilities of using electric energy for pumping out water from the *punja* paddy fields were demonstrated by the department in a block covering an area of 350 acres. The work of extending the 11 K. V. supply to the *punja* fields covering a net work of 25 miles at a cost of Rs. 2 lakhs was taken in hand towards the end of the year and it is expected that the distribution will be ready to take on at least 15 numbers of 50 H. P. motors for de-watering in the 1116 season. Some demonstrations were also carried out during the year in lift irrigation and for sugarcane crushing using electric drive and the results were very satisfactory. The supply of electric machinery on hire purchase system was introduced towards the end of the year.

The station load for the first few days of the working of the Hydro-Electric plant was only about 250 K. W. with a

daily generation of about 2,500 units. The peak load reached 1,680 K. W. in Medom and 2,200 K. W. in Edavom. The maximum energy generated in one month was one million and twenty four thousand units, the maximum peak load being 2,220 K. W. The total generation during the five months of working of the project was 3.36 million units.

The capital cost of the project as it stood at the end of the year was Rs. 136.2 lakhs for both civil and electrical works. The revenue realised during the five months of the working of the scheme amounted to Rs. 88,553 against a demand of Rs. 97,000, the working expenses during the period being Rs. 60,553.

The total length of distribution lines at the end of the year including the 3 miles of lines added during the year was 66 miles. 220 private consumers and 20

Trivandrum Electric Supply. Government buildings were newly connected, the total number of services at the end of the year being 2,617 against 2,377 at the end of the previous year. The total number of street lights maintained by the department at the end of the year was 2,176 against 1,940 at the end of 1114.

The electric energy produced was 1.35 million units against 1.32 million units in 1114. The average cost of generation per unit worked out to 0.684 anna against 0.642 anna in 1114.

The Nagercoil Electric supply is owned by a private individual. The number of consumers connected up till the end of the year was 531 against 493 at the end

The Nagercoil Electric Supply. of the previous year. The number of street lights maintained was 480 and the total length of the supply mains was 25½ miles. The electric energy generated during the year was 1.62 lakhs and the maximum peak load for the year was 82 K. W.

The licence for electric supply to Shencotta was granted to Mr. Chattanatha Karayalar. The work in

The Shencotta Electric Supply. connection with the scheme was in progress when the year closed.

The major portion of the work in connection with the All-Travancore Trunk Telephone Scheme was completed and the system was linked up with the general *Trunk Telephone.* Trunk System of British India on the 22nd April 1940. By the end of the year there were 507 miles of trunk circuits, 24 public call offices, 4 main and 3 sub-exchanges. 1,414 calls from Travancore to various places in British India and 2,603 calls from British India to Travancore were made during the year. The capital expenditure on the scheme till the end of 1935 was Rs. 6.28 lakhs. The working expenses amounted to Rs. 5,260 and the receipts to Rs. 30,147.

All the four switch boards installed in this exchange were working simultaneously and the trunk board installed in 1914 was worked in addition, to meet the demands of trunk line service. The number of magnet connections were 271 against 262 in the previous year.

The Trivandrum Telephone Exchange.

The scheme provides for a 5 K. W. medium wave station in Trivandrum. A suitable site was selected in Kulathur, 6 miles away from Trivandrum and the levelling of the site and the construction of the transmitting building was completed during the year. Due to war conditions, the equipment for the station has not been made available. The wave length of 455.926 meters was allotted to the station by the Government of India. Four persons were got trained in the All-India Radio and they were appointed as members of the broadcasting staff on probation.

Radio Broadcasting Scheme.

CHAPTER X.

COMMERCE

Trade

The total value of import trade rose from Bh. Rs. 7·63 crores in 1114 to Bh. Rs. 9·31 crores in 1115 and that of exports from Bh. Rs. 9·58 crores in 1114 to Bh. Rs. 11·17 crores in 1115. But the balance of trade in favour of Travancore nominally declined from 1·95 crores in 1114 to 1·86 crores in 1115.

Value of Trade.

Of the import trade 16·96 per cent. was carried on by sea, 60·61 per cent. by backwater, 13·23 per cent. by railway and 9·20 per cent. by land. Of the export trade 18·87 per cent. was carried on by sea, 44·31 per cent. by backwater, 20·22 per cent. by railway and 16·60 per cent. by land.

The value of imports of cashewnuts, rice, spices, machinery and instruments recorded increase during the year under review while the value of the remaining chief

Imports. articles of import such as, paddy, sugar, tobacco, textiles, kerosene and petrol registered fall. The subjoined statement shows the quantity and value of some of the most important articles imported during the years 1114 and 1115:—

| Articles. | | Quantity. | | Value. | |
|------------|-------|-----------|-----------|-------------|-------------|
| | | 1114. | 1115 | 1114. | 1115. |
| | | | | Bh. Rs. | Bh. Rs. |
| Rice | Tons. | 274,436 | 280,358 | 2,27,18,345 | 3,09,50,720 |
| Paddy | do. | 24,869 | 20,329 | 16,68,860 | 16,07,494 |
| Sugar | do. | 5,495 | 4,292 | 15,81,506 | 13,46,684 |
| Kerosene | Gals. | 7,164,004 | 5,867,114 | 50,37,252 | 47,92,830 |
| Petrol | do. | 2,554,802 | 2,209,096 | 32,46,880 | 31,86,911 |
| Cashewnuts | Tons. | 27,801 | 32,020 | 34,39,806 | 45,68,014 |
| Tobacco | ... | ... | ... | 35,95,068 | 32,57,710 |
| Textiles | ... | ... | ... | 1,20,42,150 | 91,69,924 |

The exports of tea, rubber, pepper, coir and cashew kernels, mineral sands, fish, cocoanut oil, lemon grass oil, sugar, turmeric, hides and skins and timber recorded

Exports. ed appreciable improvement during the year under review. The export of cashew kernels, coir, pepper, rubber and tea was the highest on record during 1115 when compared to 1112, 1113 and 1114. The other important articles of export such as betelnuts, cardamoms, ginger, cocoanuts, copra, cocoanut oil, punnac, jaggery, tamarind and coffee registered fall during the year under review, copra and cardamoms being the most seriously affected articles. The following statement shows the quantity and value of the most important articles of export during the years 1114 and 1115 :—

| Articles. | Unit. | Quantity. | | Value. | |
|-----------------|-------|------------|------------|-------------|-------------|
| | | 1114 | 1115 | 1114 | 1115 |
| | | | | Bh. Rs. | Bh. Rs. |
| Betel nuts | Ods. | 15,336 | 9,431 | 17,60,122 | 12,23,475 |
| Cardamoms | Cwts. | 9,029 | 4,621 | 13,27,447 | 5,88,925 |
| Ginger | ... | 131,118 | 79,326 | 20,38,642 | 11,86,310 |
| Pepper | Cds. | 45,438 | 67,026 | 33,03,586 | 49,00,099 |
| Cashewkernels | Cwts. | 176,838 | 225,806 | 64,64,653 | 99,69,155 |
| Copra | ... | 456,791 | 260,629 | 39,98,849 | 27,85,597 |
| Cocoanut oil | ... | 649,363 | 483,248 | 64,43,451 | 69,40,307 |
| Tea | lbs. | 35,576,870 | 37,026,011 | 2,08,87,817 | 2,24,93,935 |
| Rubber | ... | 20,868,565 | 22,737,745 | 78,55,562 | 84,06,904 |
| Coir | ... | ... | ... | 1,78,46,019 | 2,12,30,134 |
| Lemon grass oil | lbs. | 666,037 | 659,473 | 6,84,658 | 7,63,304 |
| Ilmenite | Tons | 261,464 | 223,459 | 31,30,857 | 27,34,597 |
| Monazite | ... | 2,999 | 4,816 | 3,20,617 | 5,04,370 |
| Fish | Cwts. | 240,113 | 272,122 | 20,92,470 | 24,59,638 |

Ports.

Principal Port Officer.

Mr. S. Aiyappan Pillai,
B. A., B. L. (In charge
till 20-1-1115 and again
from 16-5-1115).

Major C. B. Ponnappa
(From 21-1-1115 to
16-5-1115 in addition
to his own duties as
Major.)

The Marine Department attends mainly to the working of the following Acts, viz.,

(i) The Native Passenger Ships Act, I of 1050 ;

General.

(ii) The Ports Act, I of 1094 ;

(iii) The Registration of Ships Act, II of 1095 ;

(iv) The Public Canals and Ferries Act, VI of 1096, so far as testing the fitness of steam and motor vessels plying in inland water-ways is concerned ; and

(v) The Wrecks Act, I of 1108.

In addition, the department controls shipping operations within port limits, attends to the maintenance of light houses at the ports and at Aryad and Pallom on the backwater and advises Government on marine matters generally.

The ports of Travancore are favourably situated in regard to all trade routes between Australia and the far East on the one hand and Europe and America on the other. There are deep water anchorages fairly close inshore at all the important ports, especially at Trivandrum and Colachel and consequently no piloting to mooring is necessary.

Alleppey is the chief sea port of the State. The mud bank which served to afford smooth roads for steamers even during monsoons and which has been a pecu-

Alleppey Port liarity and attraction for the port, did not reform in position at or near the port. This year the mud bank was formed at Ambalapuzha about 7 miles away and the cargo boats were taken there for safe anchorage during monsoons. Sand accretion alongside the pier which

was usual for the last few years did not occur this year and no dredging operations were therefore found necessary. Night signalling system was introduced during the year and two men specially trained at Bombay were appointed as Night Signallers. This additional facility was very much appreciated by the shipping circle.

The weather was favourable for shipping operations except during monsoons. Storm warning telegrams were received from Poona on 67 days in all, constituting ten different occasions.

Weather.

In the year under review, 360 steamers of 980,520 tons and 126 sailing vessels of 12,105 tons in all called at all the ports together, as against 620 steamers of 1,742,898 tons and 197 sailing vessels of 19,408 tons which called during the previous year. The following statement indicates the progress of shipping operations at the different ports during the last two years :—

| Name of port. | No. of steamers that called. | | No. of country craft that called | | Total tonnage. | |
|----------------------------|---------------------------------|------|-------------------------------------|------|----------------|---------|
| | 1114 | 1115 | 1114 | 1115 | 1114 | 1115 |
| Alleppey | 368 | 220 | 29 | 36 | 958,027 | 524,311 |
| Quilon | 77 | 43 | 97 | 34 | 242,760 | 139,975 |
| Trivandrum | 107 | 49 | 18 | 22 | 671,311 | 152,215 |
| Colachel | 45 | 26 | 1 | 2 | 146,480 | 95,109 |
| Koilthottam and Neendakara | 23 | 22 | .. | ... | 73,358 | 77,416 |
| Munambam | ... | ... | 7 | 12 | 722 | 1,231 |
| Manakudy | ... | ... | 29 | 20 | 2,784 | 1,968 |
| Kovalam | ... | ... | 2 | ... | 239 | ... |
| Rajakkamangalam | ... | .. | 14 | ... | 1,406 | ... |
| Total | 620 | 360 | 197 | 126 | 1,762,306 | 992,625 |

The fall in the number of steamers and the shipping tonnage was due to the war and its repercussions throughout the Empire.

The receipts including port dues and miscellaneous collections amounted to Rs. 35,600 against
Receipts and Rs. 51,301 in 1114, the expenditure being
Expenditure. Rs. 31,481 against Rs. 34,266.

The Cochin Harbour.

In July 1925 a Four-Party Agreement was entered into between the Government of India, the Government of Madras and the Governments of Travancore and Cochin, for the development of the Cochin Harbour. The scheme was divided into four stages. The first stage included works connected with the investigation and protection of the foreshore. The second stage related to the work done in connection with the experiments in cutting the bar. The third stage included all works subsequent to the first and second stages extending to the point at which it became the regular practice for ocean-going steamers to enter the bar and discharge at moorings inside the backwater; and the fourth stage includes all other works that may be found necessary for the conversion of the harbour into a really important port. The expenditure relating to the first stage was, in the first instance, met by the Government of Madras. The second stage was completed at a cost of about Rs. 8.96 lakhs towards which the Government of Madras and the Cochin and Travancore States each contributed Rs. 3 lakhs. The third stage was financed by the harbour authorities and, for the prosecution of the fourth stage works Travancore agreed to contribute a third share of the expenditure.

At a conference held in November 1934 between the representatives of the Government of India and the Governments of Madras, Cochin and Travancore, the following terms regarding the distribution of customs revenue realised at the port were provisionally accepted :-

(a) in respect of any year in which the net customs revenue does not exceed Rs. 49½ lakhs, the Governments of Cochin and Travancore and the Government of India will each receive one-third share ;

(b) in respect of any year in which the net customs revenue exceeds Rs. 49½ lakhs but does not exceed Rs 63 lakhs, the Travancore Government will receive Rs. 16½ lakhs,

the Cochin Government will receive one-third of the net customs revenue, and the Government of India will receive the remainder ;

(c) in respect of any year in which the net customs revenue exceeds Rs. 63 lakhs, the Travancore Government will receive Rs. 16½ lakhs plus six per cent. of the excess over Rs. 63 lakhs, the Cochin Government will receive Rs. 21 lakhs plus ten per cent. of the excess over Rs. 63 lakhs, and the Government of India will receive the remainder.

In November 1935, another conference of all the four parties was convened at new Delhi. Among the agreements reached at that conference was that the Cochin Government should purchase the rights of the Madras Government in the harbour by accepting the liability to contribute two-thirds share of the expenditure required for the fourth stage works, the remaining one-third being contributed by Travancore. It was also agreed that the Government of India should declare the port as a major port from the date of the commencement of the fourth stage works and that the basis of the harbour administration in future should be a Port Trust Act passed by the Central Indian Legislature and an identical Act *mutatis mutandis* passed by the Government of Cochin. The Port Trust is to consist of eleven members in which Travancore is to have equal representation with the Government of Cochin and the Government of India. As regards the sharing of the customs revenue, the formula put forward at the conference in November 1934 was accepted by all the parties.

The Cochin Port Act passed by the Central Indian Legislature came into force from the 1st August 1936 and with effect from that date the Government of India declared Cochin as a major port and assumed control of the port from the Government of Madras. Pending the constitution of the Port Trust provided by the Act, an Administration was set up for the Port with Mr. R. C. Bristow, as Administrative Officer and Harbour Engineer-in-Chief and an Advisory Committee in the place of the original Port Conservancy Board ; and in this Advisory Committee Travancore was represented by *Rajgasvapravina* G. Parameswaran Pillai, Federation Special Officer and Mr. K. C. Karunakaran of the Travancore Chamber of Commerce, Alleppey.

Sanction to the execution of the first instalment of capital works relating to the fourth stage works of the harbour development was given in August 1936, and the works were in progress during the year under review. Travancore advanced to the Harbour Authority during the year a sum of Bh. Rs. 2,00,000 in addition to the sum of Bh. Rs. 28,90,000 already paid in previous years, as loan on account of the fourth stage works. The contribution of one-third of the cost of purchasing a dredging plant for the harbour agreed to by this Government as loan to the Harbour Authority on terms different from those governing the fourth stage advance has been paid up in full; and its repayment is being made in instalments, together with the interest due.

The second stage works of the Cochin Harbour development scheme costing Bh. Rs. 9,00,000 were financed in equal shares by the Governments of Madras, Travancore and Cochin. A sum of Bh. Rs. 3,00,000 was thus advanced by the Travancore Government as loan to the Cochin Harbour Authority but the terms as to the period of repayment and the interest, if any, payable on such loan had not been settled. The question was therefore taken up for consideration recently and the Government of India have now agreed that the said sum of Bh. Rs. 3 lakhs will be treated as interest-free-loan advanced by the Travancore Government to the Cochin Port Funds. As the present financial position of the Port makes it impossible to estimate with any degree of accuracy when the Port will be in a position to repay this loan it has been decided that the fixation of the terms for the repayment of this loan should be deferred until the repayment of the loan advanced for the fourth stage works has been completed. If, however, during the repayment of the instalments of the loan advanced for the fourth stage, the working of the Port shows a satisfactory surplus after providing for the repayment of the instalments, the question as to when the repayment of this interest-free-loan should commence will be examined.

During the year under review a further sum Bh. Rs. 56,667 was paid as loan to the Cochin Harbour Authority as one-third share of the cost of constructing a new warehouse for the harbour. The share of Travancore during 1939-40 in the customs receipts due under the revised Cochin Harbour Agreement amounted to Bh. Rs. 21,20,355. Deducting the collections actually made by the Travancore Government and appropriated by them, the net receipts amounted to Bh. Rs.

CHAPTER XI.

MEDICAL RELIEF, PUBLIC HEALTH AND VITAL STATISTICS.

Medical Department.

Surgeon-General.

Vaidyasastra Kusala Mrs. M. Poonen
Lukose, B. A. (Madras), M. B. B. S.
(London), L. M. (Rotunda).

Free medical aid and free supply of medicines were made available to the public in all the medical institutions maintained by the Government. Some of those private medical institutions in the State which are useful to the public are given grants-in-aid. The policy of the Government has been to see that proper medical aid is placed within easy reach of all classes of people in the State.

The number of Government medical institutions in the State rose from 87 in 1914 to 88 during the year—32 hospitals and 56 dispensaries. In addition to the above, there were 8 malaria dispensaries and two temporary dispensaries of which one was an itinerant dispensary for the treatment of yaws. The number of grant-in-aid dispensaries was 21 as in the previous year.

The permanent professional staff of the Department during the year consisted of one Surgeon-General, 5 Surgeons, 17 Deputy Surgeons, 45 Assistant Surgeons and 86 Sub-Assistant Surgeons. Three Honorary House Surgeons were given Emergency Commissions in the I. M. S. during the year. As there is a large number of unemployed qualified medical men and women in the State who will eventually have to set up private practice, it was decided to give them some experience by entertaining them as medical volunteers in the various hospitals of the State. Accordingly 10 volunteers were entertained and it is hoped that after training they would start private dispensaries in rural areas.

The following statement shows the extent of relief afforded by the department during 1114 and *Medical Relief*. 1115:—

| Particulars. | 1114 | 1115 |
|--|-----------|-----------|
| Number of in-patients treated | 90,479 | 90,568 |
| Number of out-patients treated | 2,649,798 | 2,404,459 |
| Daily average of in and out-patients | 20,822·87 | 19,898·10 |
| Number of beds available | 3,846 | 3,849 |
| Percentage of mortality | 2·98 | 3·16 |
| Number of surgical operations | 101,155 | 101,829 |
| Post-mortem Examinations— | | |
| Medico-legal | 589 | 708 |
| Pathological | 52 | 48 |

The General Hospital, Trivandrum, ranked foremost in the matter of out-patient attendance, the number being 94,449. The Fort Hospital, Trivandrum, and the Women and Children's Hospital, Trivandrum, followed next in order with an out-patient attendance of 93,308 and 70,448 respectively. For in-patient attendance also, the General Hospital at Trivandrum stood foremost with 18,247 patients followed by the Women and Children's Hospital, Trivandrum and the Victoria Hospital, Quilon, with 13,148 and 5,610 patients respectively.

One of the most important questions which engaged the attention of the department was maternity and child welfare.

One hundred and three midwives were at *Child Welfare*. work during the year and they attended 14,435 cases of labour, showing an average of 140·14 cases per midwife as against 147·66 in the previous year. The midwives made house to house visits and got into touch with pregnant women and rendered medical aid whenever necessary.

Efficient nursing in the State hospitals was first introduced in 1082 M. E. (1906 A. D.) by the employment of 8 European Roman Catholic Sisters. Their number was *Nursing Staff*. gradually raised and in the year under report there were 44 European nursing sisters, 6 Indian nursing sisters, 72 trained nurses and 29 sick nurses. A class for the training of male nurses (ward attendants) was started during the year in the General Hospital, Trivandrum, with 18 candidates.

Under the arrangement with the Madras Government for the reservation of seats for Travancore students in the Madras Medical College, two students were selected and sent by the Government for the M. B. B. S. course beginning in July 1940.

*Medical
Education.*

The General Hospital, Trivandrum, is the biggest hospital in the State where the latest and the most up-to-date system of treatment and appliances are available.

General Hospital, Trivandrum. The number of in-patients treated in the hospital rose from 17,480 in 1114 to 18,247 in 1115 and that of the out-patients from 90,284 to 99,449. The number of surgical operations performed in the hospital also rose from 10,913 in 1114 to 12,493 in 1115 of which 2,844 were major operations and 9,649 minor. The percentage of mortality among operated cases was 45 against 0.7 in 1114. The number of patients examined and treated in the X-ray and Electro-Therapeutic Section of the hospital was 2,931 against 3,679 in 1114. The Dental Section of the hospital treated 10,119 patients as against 9,031 patients in 1114; the Ear, Nose and Throat Section treated 4,117 patients against 3,324 in 1114 and in the Clinical Laboratory 51,175 persons were examined as against 53,798 in the previous year. 279 persons were treated in the Radium Ward and 1,999 patients were treated in the Tuberculosis Section.

The number of in-patients treated in the hospital rose from 12,351 in 1114 to 13,143 while the number of out-patients fell from 71,410 in 1114 to 70,448. Obstetric and gynaecological cases treated in the hospital during the year numbered 3,418 and 14,050 respectively. The number of surgical operations performed in the hospital was 9,549 against 7,698 in 1114.

*Women and
Children's Hos-
pital, Trivan-
drum.*

The number of in-patients treated in the hospital fell from 2,768 in 1114 to 2,295 in 1115 while the number of out-patients increased from 20,395 in 1114 to 36,243 in 1115. Surgical operations performed in the hospital numbered 1,228 as against 1,376 in 1114.

*Ophthalmic
Hospital, Tri-
vandrum.*

Of the 229 patients treated in the hospital during 1115, 17 *Hospital for* were cured and 2 patients were otherwise dis-
Mental Diseases, charged and 17 died.
Trivandrum.

The Leper Colony is not only an asylum for lepers but also a hospital where the patients are treated medically. Systematic treatment of leprosy, made available by recent researches, has been adopted *Leper Colony,* with gratifying results in the colony. The
Noornad. number of patients admitted during the year including those remaining at the end of the previous year was 983. In the case of 41 patients the symptoms disappeared, 192 patients improved, 232 were otherwise discharged and 60 died during the year. With a view to make the atmosphere of the colony wholesome and congenial to the inmates, facilities were provided for their recreation, education and religious worship and one notable step in this direction was the opening of a branch of the Travancore Boys Scouts Association in the colony, consisting largely of boys in whom the disease is not far advanced. Lieut. Col. Nawab Sir Mohamed Ahmed Said Khan of Chattari, Chief Commissioner for India of the Boy Scouts Association, visited the Leper Colony at Noornad and expressed appreciation of the work of the colony, and especially of the scout movement among the leper boys.

It has been felt for some years that it is not possible to give free treatment to the rich and poor alike in all the Government institutions in the State. Accordingly it was decided that those able to pay should be charged for medicines and treatment. This arrangement is to come into effect from Vrischikom 1116 and will be put into operation only in the hospitals of the important towns of Trivandrum, Quilon, Alleppey and Kottayam. Captain J. Dogra, M. D., I. M. S. of the Medical Research Department under I. R. F. A., King Institute, Guindy, *Miscellaneous.* as, visited the chief hospitals in the State in connection with the Peptic Ulcer Enquiry which he was conducting in South India and these hospitals are keeping in touch with him and helping him with material for research.

The expenditure of the Department during the year was Rs. 10.54 lakhs against Rs. 9.99 lakhs in the previous year. The ratio of expenditure to the number treated was 6.5 annas against 5.75 annas in 1114.
Expenditure.

AYURVEDA DEPARTMENT.

Honorary Director.

Mr. C. N. Narayanan Moose.

An Ayurveda *Patasala*. (school) was first established in 1065 M. E. (1889 A. D.) and a system of grant-in-aid to qualified *vaidyans* was also sanctioned. In 1093 M. E.

General. (1917-1918 A. D.) the present Ayurveda Department was constituted, the curricula of studies in Ayurveda Schools were revised on a scientific basis to suit modern requirements and an Ayurveda Hospital and Dispensary was established at Trivandrum. The Ayurveda *Patasala* was subsequently raised to the status of a college.

Besides the Government Ayurveda Hospital and Dispensary at Trivandrum, there were three grant-in-aid Ayurveda Hospitals as in the previous year. A temporary Government dispensary for malaria treatment was opened at Ooruttampalam. The

Ayurveda Hospitals and Dispensaries. number of *vaidyasalas* aided by Government rose from 162 in 1114 to 169 during the year.

These *vaidyasalas* were in four grades ; 4 in the I grade on a grant of Rs. 30 per mensem, 10 in the II grade on Rs. 25 per mensem, 35 in the III grade on Rs. 20 per mensem and 120 in the IV grade on Rs. 15 per mensem. Of these institutions, 23 were for the treatment for poison, one for both poison and eye treatment, four for *marma-chikilsa*, two for eye treatment, three for treatment of diseases of women and children and the rest, including seven *Siddha* and 2 *Unani-vaidyasalas*, were for treatment of general diseases. As usual three temporary *vaidyasalas* were opened in connection with the *Ashtami* festival at Vaikom and the *Makaravilakku* festival at Sabarimala. Under the scheme for the award of recognition to expert and popular *vaidyans*, there were 156 recognised *vai* as functioning at the close of the year.

The total number of patients treated in the Government Ayurveda Hospital, the temporary Government dispensary at Ooruttampalam, the grant-in-aid and recognised *vaidyasalas* together was 11,14,359 distributed as follows.

Relief.

| Institutions. | | 1114 | 1115 |
|--|---------------|-----------|-----------|
| Government Ayurveda Hospital | In-patients | 398 | 429 |
| | Out-patients | 92,863 | 94,513 |
| Temporary Government Dispensary at Ooruttampalam | | .. | 24,060 |
| Grant-in-aid hospitals | | 42,508 | 50,793 |
| Do. | vaidyasalas | 523,291 | 5,54,693 |
| Do. | Temporary do. | 4,361 | 9,805 |
| Recognised | do. | 368,496 | 3 80,066 |
| Total | | 1,031,917 | 1,114,359 |

In the aided *vaidyasalas*, all kinds of diseases were treated with satisfactory results. 95.92 per cent. of the patients treated in the aided *vaidyasalas* was cured, 0.30 per cent. died, and the rest were either discharged or were undergoing treatment at the end of the year.

Of the 429 in-patients treated in the hospital, 99 were women and 35 children; 383 were cured, 13 were discharged and the rest were undergoing treatment at the end of the year. The duration of treatment per patient was on an average 25.03 days and the average cost of dieting per head per diem was 3 chackrams 8 cash. The number of patients treated in the *marma-chikilsa* ward for fractures, dislocation of bones etc., was 4233 against 4032 in 1114. A ward for *Panchakarma* treatment was newly opened in the hospital. This method of treatment is a special feature of the Ayurveda system which is practised in Kerala.

The Ayurveda College prepares students for the *Vaidya-sastri* and *Vaidyakalanidhi* examinations, the entire course extending to five years; three years for the

The Ayurveda College. former which forms the high school course and two years more for the latter which forms the college course. In addition to the above the college conducts a class for coaching up candidates for the *Vishavaidyavisarada* examination (treatment for poison). The *Ayurveda Acharya* examination conducted by the College is the highest test in proficiency, for which the diploma is

awarded on the merits of a thesis, on an approved subject on Ayurveda. The strength of the college fell from 183 in 1114 to 155 in 1115 and of these students 14 were women. There were 40 scholarships amounting to Rs. 1,376 and of these 39 scholarships amounting to Rs. 1,344 were awarded to the students. Facilities were afforded as usual to the students of the college classes for practical training in the Government Ayurveda Hospital and Pharmacy. An Assistant Surgeon from the General Hospital gave lectures in Modern Anatomy and Physiology and students were given training in the dissection of dead bodies and in modern methods of diagnosis of diseases. Two committees were appointed during the year; one for the revision of the curriculam for the various Ayurveda examinations to suit modern requirements, and the other for the preparation of a curriculam for a course of instruction in *Siddha* system of treatment.

Besides the Government high school attached to the Ayurveda College, there were five aided high schools on a grant of Rs. 30 each per mensem. The number of recognised private high schools was four against two in the previous year. Permission was also accorded to conduct two Ayurveda high schools. The total number of students in all these schools was 420 against 339 in the previous year.

The Pharmacy prepares under proper supervision the medicines required for the Government Ayurveda hospital and also sells them to the public. With a view to afford facilities to the people outside Trivandrum for buying medicines prepared in the pharmacy, V. P. system was introduced during the year. The Botanical garden at Pulayanarcotta was shifted during the year to Mukkunni Hills where 30 acres of land have been set apart for a garden. But towards the end of the year the garden had to be discontinued as a measure of retrenchment and arrangements were made for the opening of a small herbarium attached to the Ayurveda College.

The receipts of the department amounted to Rs. 8,529 and the expenditure to Rs. 84,080. The net expenditure on the department during the year was Rs. 75,551 against Rs. 74,477 in the previous year.

Public Health Department.

Director of Public Health. Dr. M. K. Gopala Pillai, M. R. C. S., L. R. C. P., D. P. H., (Lond.), Dr. P. H. F. R. S. (Trop)., M. and H. F. R. I. P. H.

The need for organising a modern public health department to cope efficiently with the numerous public health problems of the State was engaging the attention of Government for some years. In

General. February 1928 (1103 M. E.) Government requested the Rockefeller Foundation in America to depute one of their representatives to the State to advise the Government in organising a public Health department on modern lines. The Foundation very generously acceded to the request and appointed Dr. W. P. Jacocks to take up public health work in Travancore. A working programme drawn up by Dr. Jacocks was sanctioned by Government and put into operation in 1105. This comprised hookworm treatment campaign, public health education, epidemiological and vital statistical investigations, health unit work, medical entomology and plague control measures.

In 1109 M. E., with a view to co-ordinate the public health activities of the State on an up-to-date and scientific basis, under a single direction, the then existing Sanitary Department was amalgamated

Formation of the Public Health Department. with the public health organisation, and a permanent Public Health Department was constituted under the control of a Deputy

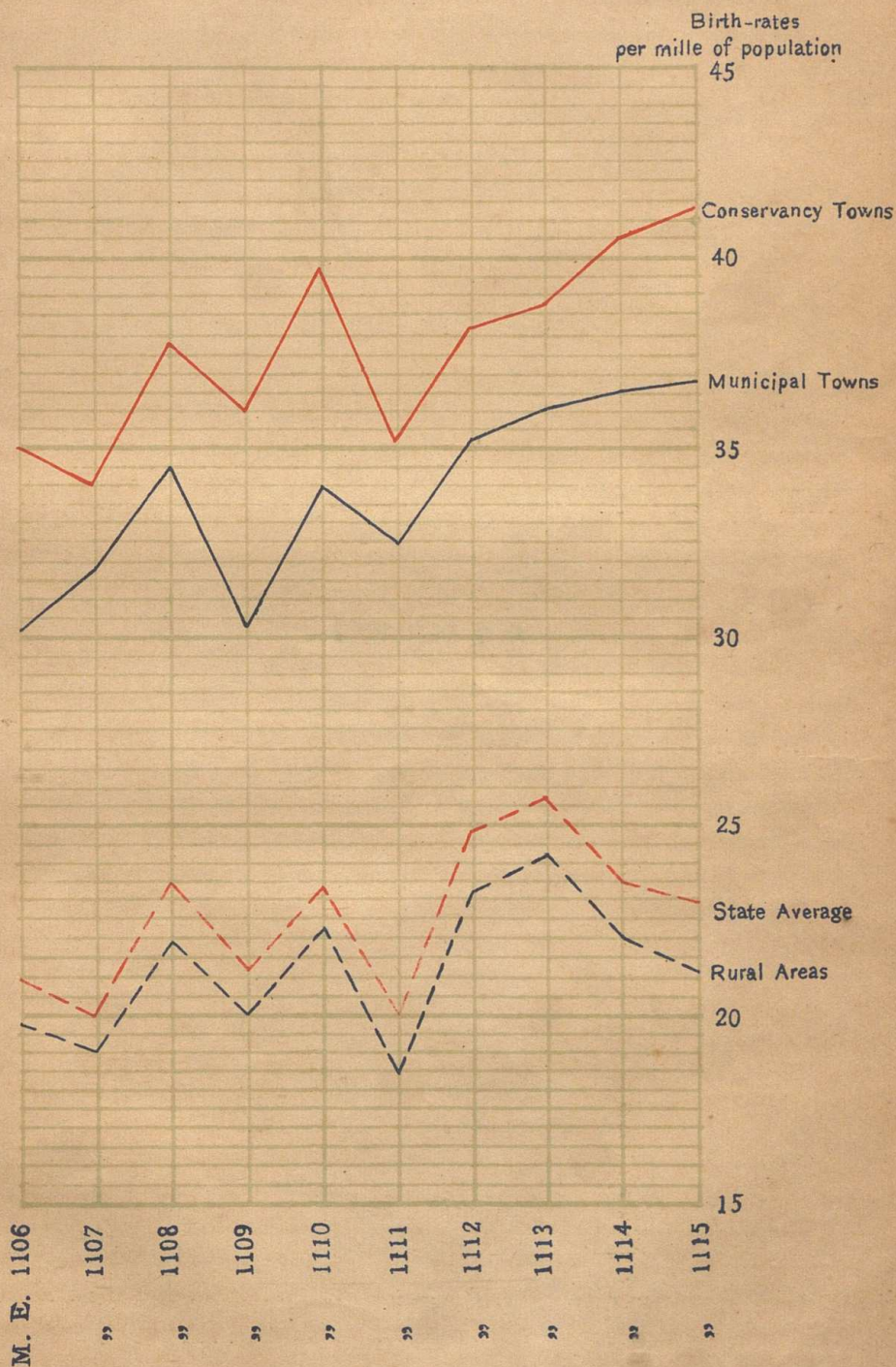
Director, the post of the Sanitary Commissioner being abolished. Subsequently in 1110, the designation of the head of the department was changed to 'Director of Public Health.' A Public Health Laboratory was also organised in the new department, embracing the sections of the Government Bacteriologist, the Chemical Examiner, the Public Analyst under the Food Adulteration Act, the Hookworm Laboratory and the Vaccine Depot. The Rockefeller Foundation continued to give honorary advice to the State in public health matters. The work of the new department consisted of registration of vital statistics, control of communicable diseases, vaccination, plague control measures,

malaria and filariasis surveys and investigations as also mosquito and filariasis control, investigations in the Public Health Laboratory, management of the Health Unit at Neyyattinkara, hook-worm treatment campaign, rural sanitation and public health education. Hookworm treatment campaign was discontinued from the beginning of 1110 and all the remaining items of work were continued thereafter along with a fresh item pertaining to the medical inspection of schools. A Taluk Health Organisation Scheme has been put into operation in South Travancore and Shencotta from the year 1112, for doing intensive public health work, chiefly by taking effective precautionary measures against cholera, which is a menace peculiar to those areas and also by the compilation of correct vital statistics on scientific lines.

The State is divided into two Public Health Districts *viz.*, Northern and Southern, with Kottayam and Neyyattinkara as the respective head-quarters, each District being in charge of a District Health Officer. The District Health Scheme aims at a better co-ordination and an intensive supervision of the various activities of the department. A scheme for maternity and child welfare work was also inaugurated during the year 1114. Ten rural centres were selected, 5 in each of the Health Districts and each centre was placed in charge of a midwife. Two Lady Sub-Assistant Surgeons supervised the work of the midwives.

There was a decrease in the number of births registered in the State from 119,611 in 1114 to 117,008 in 1115, the decrease being 2,603. This decrease was confirmed mainly to the Kottayam Division. Of the 117,008 births registered, 62,340 were males and 54,668 females, the ratio of male births to one hundred female births being 114.04 against 106.04 in 1114. The birth rate, calculated on the census population of 1931 was 22.96 per mille against 23.47 in 1114. The average birth rate calculated on the census population for the decade 1105 to 1114 was 22.65. There were 1,337 still births against 1,404 in the previous year, the proportion of still births to 1000 live births being 11.43. There was an increase in the number of deaths from 58,830 in 1114 to 59,406 in 1115 of whom 31,034 were males and 28,372 females, the ratio of male deaths to 100 female deaths being 109.38. Infant mortality fell from

Birth-rates in Travancore during the years 1106 -1115 M. E.





9,884 in 1114 to 9,640 in 1115, the rate per 1000 live births being 82·39 against 82·63 in 1114. The ratio of births to 100 deaths was 197, the ratio for the previous year being 203. The increase in population (excess of births over deaths) worked out from the vital statistics recorded in 1115 was 57,602. 54·9 per cent. of the increase was contributed by the Hindus, 38·78 by the Christians, 5·62 by the Muslims and 0·70 per cent. by others.

Unlike the preceding three years 1112 to 1114, the year under review witnessed an outbreak of plague at Alleppey and Quilon and an epidemic of small-pox and typhoid in certain parts of North and Central Travancore. The epidemics were speedily brought under control by adopting prompt preventive measures. Malaria was quiescent during the year and there was no case of cholera. The following statement compares the number of deaths in 1114 and 1115 due to the principal diseases :—

| Diseases. | Deaths. | |
|------------------------|---------|--------|
| | 1114. | 1115. |
| Cholera | 1 | ... |
| Small-pox | ... | 98 |
| Plague | ... | 6 |
| Typhoid | 270 | 367 |
| Other fevers | 15,139 | 13,763 |
| Bowel diseases | 6,152 | 6,867 |
| Diabetes and Carbuncle | 1,844 | 1,348 |
| Respiratory diseases | 6,681 | 4,006 |
| Injuries | 947 | 1,116 |
| Other causes | 27,796 | 31,835 |
| Total | 58,830 | 59,406 |

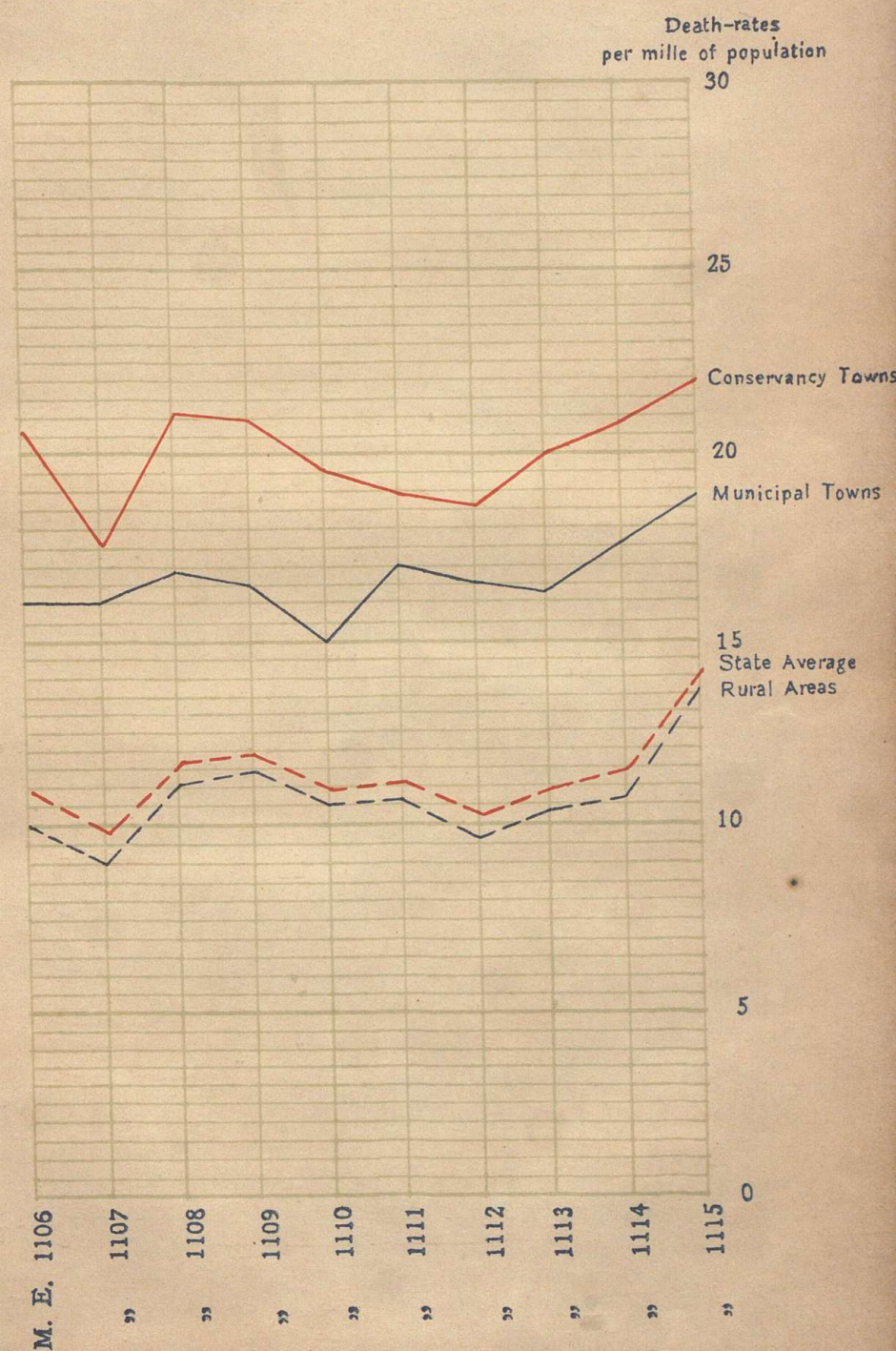
There were 254 attacks and 98 deaths from small-pox during the year against 8 attacks and no deaths in the previous year. Small-pox appeared in an epidemic form in the frontier taluks of Shertalla, *Small-pox and Vaccination.* Vaikom, Kunnatnad and Parur, and also in the taluks of Kottayam and Changanacherry. The vaccination staff was concentrated in the affected areas to carry on primary and re-vaccinations vigorously and the epidemic was rapidly brought under control.

Vaccination is compulsory in the State. The vaccination campaign which was organised in 1109 M. E. was continued during the year and the second round of vaccination was completed in 255 pakuthies by the middle of the year and a third round was started in 22 pakuthies. The total number of vaccinations performed in the State during the year was 1,101,724 against 943,286 in 1114 of which 217,078 cases were primary and 884,646 re-vaccinations. The success rates in respect of primary and re-vaccinations in rural areas were 90·87 and 52·81 per cent. respectively.

There was an out break of plague in the towns of Alleppey and Quilon. Prompt preventive measures were adopted and the epidemic was speedily brought under control. There were five deaths in Alleppey and one death in Quilon. *Plague.* Disinfection and cyanogasing of shops and godowns, destruction of rats and house to house inoculation of all the persons living in the infected areas were the main preventive measures that were adopted.

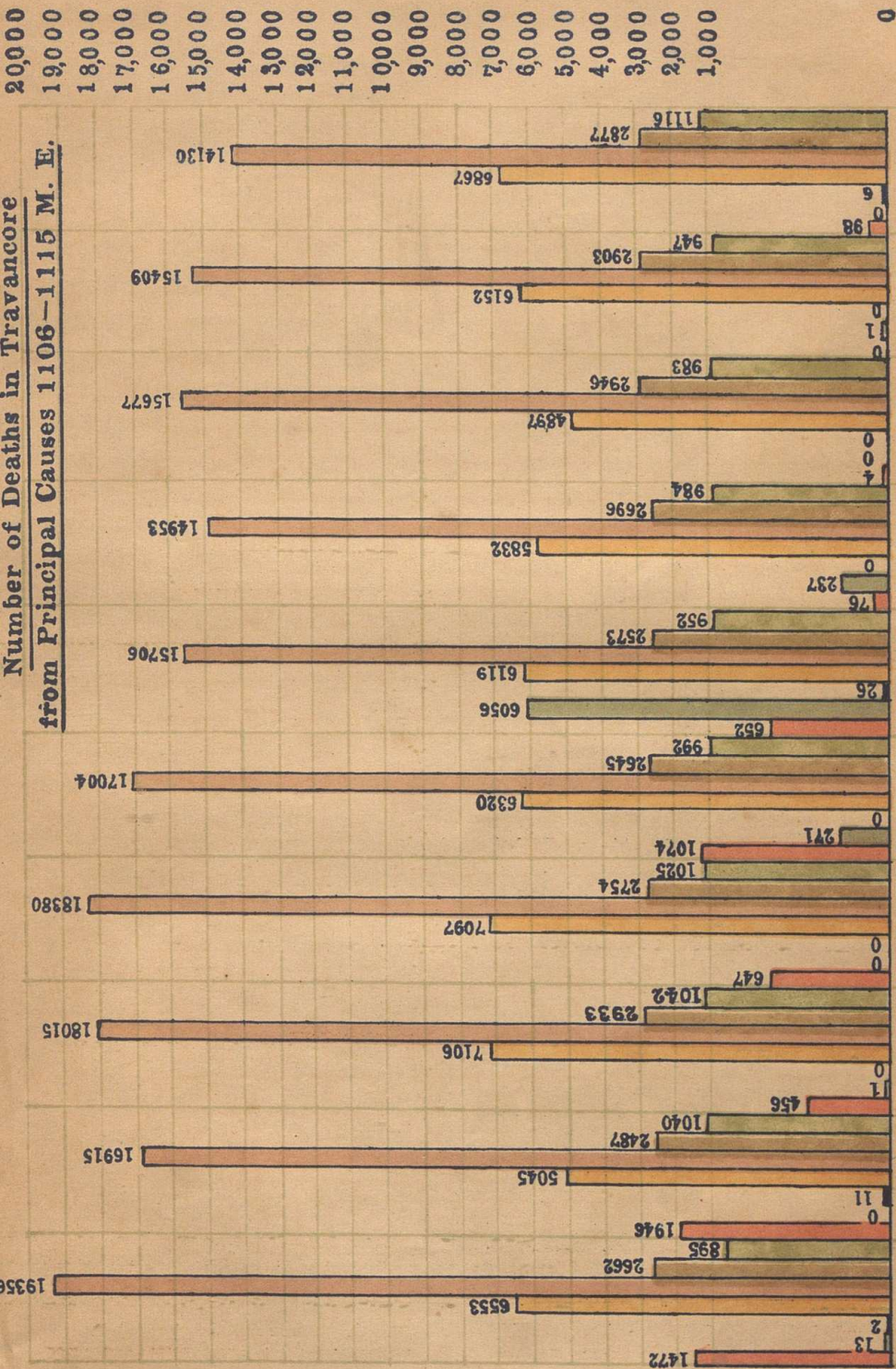
A separate division for malaria control was organised during the year with the object of co-ordinating, controlling and intensifying anti-malaria activities in the State. The establishment of a malaria control unit in the Neyyattinkara taluk and the inauguration of intensive malaria control through a variety of anti-mosquito measures was the principal activity undertaken by the malaria control division. *Malaria.* A malaria survey of the Trivandrum City was undertaken with a view to ascertain whether the anti-malaria measures carried on in the city would be adequate enough to protect the city from malaria and proposals for introducing further measures were before Government when the year closed. All the temporary malaria

Death-rates in Travancore during the years 1106-1115 M.E.





Number of Deaths in Travancore
from Principal Causes 1106-1115 M. E.



Small-pox Bowel Diseases Fevers Cholera Injuries



dispensaries were continued during the year. The intensive anti-malaria measures carried on during the last few years had the desired effect and malaria incidence during the year 1115 was the lowest since 1110. There was no outbreak of malaria in an epidemic form. The filariasis control work at Shertalla and mosquito control work in the municipal towns of Trivandrum, Neyyattinkara, Quilon and Alleppey were continued during the year.

Statistics of typhoid in the State began to be collected for the first time from the beginning of 1113. 2,989 attacks and 367 deaths from typhoid were reported during the year against 1,746 attacks and 270 deaths in the previous year. The disease was prevalent in Central Travancore and prompt preventive measures like protective inoculation, disinfection and chlorination brought the disease under control.

The Health Unit, Neyyattinkara is an all-comprehensive rural health organisation covering an area of 40 sq. miles with a population of 73,340 and it serves also as a demonstration and training centre for health workers. The activities of the Health Unit consisted of the following *viz.*, registration of vital statistics, control of communicable diseases, maternity and child welfare work, school medical inspection, rural sanitation and public health education. The public health of the unit was fairly satisfactory during the year. There was only one case of small-pox and there was no case of cholera; attacks of malaria were very few. But typhoid prevailed throughout the year and accounted for 48 deaths against 26 in the previous year. Free midwifery was provided and 916 confinements were attended to by the midwives. 2,906 pregnant women were registered during the year and the rate of maternal mortality *viz.*, 2.46 was the lowest ever recorded in the Health Unit. 52.24 per cent. of the total number of pregnant women registered during the year received five months pre-natal care as against 47.52 per cent. in the previous year. 426 combined pre-natal and infants clinics were conducted during the year against 428 in the previous year. The number of school children examined in the area was 3,249 against 3,713 in 1114 of whom 1,245 were found with defects and 546 were treated. As in previous years, attention

was paid to rural sanitation and health education. The per capita expenditure of the Health Unit during the year was chs. 5 and cash 5 against chs. 6 and cash 6 in the previous year.

The maternity and child welfare scheme which was inaugurated in 1114 worked satisfactorily during the year.

Under the scheme each of the two public health districts has 5 midwives working in five rural centres; their work being supervised by a lady Sub-Assistant Surgeon. The ten centres brought under the scheme are typical rural centres situated away from hospitals and dispensaries. The work of the midwives consisted of home visits, registration of anti-natal cases, midwifery aid, clinic service, routine urine examination of every pregnant women registered and giving hygienic advice to mothers. 2,701 pregnant women were registered and 1,013 deliveries were attended to. The maternity and child welfare scheme has inspired private agencies to step into the field and maintain qualified midwives in their respective areas of work.

The school medical inspection work, started as an experimental measure in 1111 was continued in 1115 also. The work was done by Sub-Assistant Surgeons under the supervision of Assistant Surgeons.

School Medical Inspection. The work consisted of thorough examination of the pupils, bringing to the notice of the parents the defects noted in the children, treatment in the nearest hospital of the defects observed, inspection of sanitary conditions in schools and educating children in the principles of public health and hygiene. The number of schools visited and of students examined were 212 and 37,795 respectively against 244 and 42,573 in 1114. 17,398 pupils were found defective of whom 13,639 were treated in hospitals and 131 got treated by specialists. General discourses on health and hygiene with particular bearing on the health of school children were given in the various schools and the number of such lectures was 105. Health Habits Score cards were introduced in many of the schools. A vacation course in hygiene for the benefit of a select number of teachers was conducted during the midsummer holidays.

The aim of the Health Education Section of the department is to enlist the co-operation of the public in the successful conduct of the various activities of the department and to arouse in the people a sense of their responsibility in the matter of preservation and promotion of public health. A lady propaganda officer was appointed for carrying on health propaganda among women. The total number of lectures and talks on public health subjects given was 1,700 to an estimated audience of 222,610 persons against 1,044 talks to 145,000 persons in 1114. 31,663 pamphlets and posters were distributed. Eight public health exhibitions and five health conferences were organised during the year. A new set of magic lantern slides on cholera, malaria, tuberculosis, small-pox, child welfare, personal hygiene, leprosy, typhoid, food and nutrition, ante-natal care etc. was purchased.

The principal activities under rural sanitation during the year were sinking of new wells, repairs, cleaning and dis-infection of existing wells, street lighting and sweeping, sanitation of markets, fairs and places where festivals were held and adoption of control measures against epidemics. Vigorous propaganda was carried on to popularise the use of bore-hole latrines in rural areas and 428 bore-hole latrines were constructed during the year against 233 in 1114.

The following statement shows the expenditure of the department for 1114 and 1115 :

*Receipts and
Expenditure.*

| Items. | 1114 | 1115 |
|-------------------------|----------|----------|
| | Rs. | Bs. |
| Public Health | 1,47,360 | 1,03,961 |
| Sanitation | 1,08,975 | 1,11,491 |
| Prevention of epidemics | 79,982 | 80,228 |
| Total .. | 3,36,317 | 2,95,680 |

Public Health Laboratory.

This institution is a valuable auxiliary to the curative and preventive agencies alike, by reason of the various diagnostic tests and other examinations conducted therein and by the copious supply therefrom of different kinds of vaccines required from time to time. The laboratory which was under the administrative control of the Public Health Department was transferred to the University during the year and it became part of the Central Research Institute of the University. The Bacteriological Section, the Research Section, the Small-pox Vaccine Section, the Medical Entomology Section, the Chemical Examiner's Section, the Public Analyst's Section and the Anti-rabic Vaccine Section carried on their work on up-to-date scientific basis.

In the Bacteriological Section, 2631 samples of blood were received for serological tests for the diagnosis of enteric group of diseases against 1,894 in 1114. One thousand two hundred and thirty specimens of blood, 117 of stools and 14 of urine were culturally examined for the diagnosis of enteric infection against 934 specimens of blood, 1,057 of stools and 14 of urine in 1114. Pathogenic bacteria which might account for enteric fever were isolated from 477 cases against 355 in 1114. The total number of cultures including those for the diagnosis of enteric infection was 3,048 against 2,679 in the previous year. Specimens of blood tested for syphilitic infection increased from 2,363 in 1114 to 2,387. This is the only Laboratory in India where the three tests, *viz.*, Kahn's, Hinton's and Wasserman's are being done with each specimen. 985 specimens of blood, urine, stools, pus, sputum, nasal scrapings etc. were microscopically examined. 79 specimens of small-pox vaccine were bacteriologically examined and 13 samples of water were also analysed. 157 specimens were received for pathological examinations. In the Chemical Examiner's Section, 195 cases requiring the examination of 1,051 articles were received against 253 cases with 1,362 articles during 1114. The total number of human poisoning cases examined during the year was 68 involving the analysis of 328 articles as compared with 67 cases with 306 articles in the previous year. The work of the Medical Entomology Section consisted of the examination of blood films for malarial and micro-filarial infection, dissection of mosquitoes for malarial and filarial infection, and the dissection of rats for plague infection etc. The Public Analyst analysed 284 samples of food.

The following statement compares the different kinds of vaccines prepared and issued during the year and in the year previous.

| | Issued. | |
|-------------------------|----------------|------------------|
| | 1114 | 1115 |
| Typhoid vaccine | 14,434 c. cs. | 30,826 c. cs. |
| Cholera vaccine | 5,506 c. cs. | 2,410 c. cs. |
| Autogenous vaccine | 469 | 391 |
| Stock curative vaccines | 1,009 c. cs. | 975, c. cs. |
| Anti-rabic vaccine | .. | 142,239 c. cs. |
| Small-pox vaccine | 333,442 grains | 399, 769 grains, |

The preparation of various kinds of substances to be used for injection purposes in hospitals was continued as before and 6,125 c. cs. of novocain, 3,120 c. cs. of percain, 15,400 c. cs. of quinine bi-hydrochloride and 350 lbs. of hydnoceol were prepared and supplied. Highly potent diagnostic sera were prepared for both the Ogawa and Inaba Strains of cholera vibrio and also for *Bacterium typhosum* and para typhosum A and B. The production of anti-human serum for medico-legal cases was also continued.

2,253 persons were treated in the Anti-rabic Section against 1,519 persons in 1114.

The Research activities of the institution fall under three main heads *viz.*, bacteriology and immunology, medical entomology and nutrition and consisted of the study of enteric infections by culture of blood, stools and urine, a comparative study of the full grown larvae of the Indian species of genus *mansonioides*, a study of certain hitherto unnoticed peculiarities of the abdominal tergites of the adults of *Mansonioides* species, a seasonal rat flea survey of Trivandrum town, and an investigation into the causation of deficiency diseases in the Central Prison.

CHAPTER XII.

PUBLIC INSTRUCTION.

From very early times, the village school master, styled the *Asan*, imparted education of a rudimentary character in Malayalam or Tamil. He was remunerated by the people themselves. The principal subjects taught were reading, writing, arithmetic and the elements of astronomy necessary for the simple calculations required for domestic rituals and for determining the chief periods of agricultural operations. The old village schools taught boys and girls together. The State's direct activity in the field of education began over a century ago. The duty of the State to impart public instruction was recognised so long ago as 992 M. E. (1817 A. D.) when Her Highness Rani Gouri Parvati Bayi issued a rescript in which Her Highness resolved "that the State should defray the entire cost of the education of its people in order that there might be no backwardness in the spread of enlightenment among them, that by diffusion of education they might become better subjects and public servants and that the reputation of the State might be advanced thereby". The pioneers of English education in the country were Christian Missionaries who opened two English schools, one at Kottayam and the other at Nagercoil in the years 1816-19, and they were given substantial aid from the Government in the shape of grants of land. The first Government English school was started in 1834 at Trivandrum and this institution slowly and steadily developed into the Maharaja's high school and college. An English school for girls was opened at Trivandrum in 1863 by the Zenana Mission and next year was opened the Maharaja's English High school for girls which has since developed into a college for women. The first Normal School was founded in 1885 and it developed in 1911 into the Training College. A Sanskrit school was opened in 1889 which subsequently developed into the Sanskrit College. The first Director of Public Instruction was appointed in 1084 M. E. (1909 A. D.) and this was followed in the year next by the promulgation of the Education and Inspection Codes, which marked the inauguration of the existing educational system

and policy. The University of Travancore was established by Act I of 1113 M. E. promulgated by His Highness the Maharaja Sri Chitra Tirunal on the 1st November 1937. The University has made adequate provision for pure academic studies of the highest standard and the pursuit of knowledge in all the various branches, the distinctive characteristic of this University being the emphasis laid on technological studies, scientific research and the promotion of indigenous art and culture.

The educational system of Travancore consists of three important branches *viz.*, the Malayalam and Tamil schools, the English schools and the colleges. There

Educational System. are also institutions for the training of teachers, special schools for the teaching of

Sanskrit and technical schools for giving vocational instruction. Malayalam and Tamil schools are of three classes, *viz.*, primary schools, middle schools and high schools. Primary schools teach up to class IV, the course of instruction being confined mainly to reading, writing, elementary arithmetic and simple lessons in history and geography. In girls' schools special attention is paid to singing, needle work and domestic economy. Primary education is free throughout the State. Malayalam and Tamil middle schools teach up to class VII and high schools to class IX. At the end of the primary course, the pupil either pursues studies in the Malayalam and Tamil middle and high schools or joins the preparatory class in the English middle schools. English middle schools teach up to Form III and English high schools consist of all or any of the forms IV, V and VI. Facilities are provided for the admission of pupils, with sufficient knowledge of English, from Malayalam and Tamil middle schools, to English middle schools, English being an optional second language in Malayalam and Tamil middle schools. The Malayalam and Tamil school leaving certificate issued to candidates who pass class VII confers eligibility for entertainment in the subordinate ranks of the public service. Similarly, the English school leaving certificate gives eligibility to University courses of study and to the public service. On the English, Malayalam and Tamil branches, except at the primary standard, there are separate schools for boys and girls with practically the same course of instruction. All primary schools except those for Muslim girls are mixed

schools for boys and girls and co-education is adopted as the departmental policy for all primary schools. In the higher classes and forms too, co-education is allowed in places where separate schools or colleges for girls are not available. Girls were paying only half the rates of fees prescribed for boys in schools and colleges till 1107. From that year full rates began to be realised from girl students in colleges and three-fourths of the rates from girl pupils in schools. English, Malayalam and Tamil schools are supervised by four Divisional Inspectors and thirty-one Assistant Inspectors and Inspectresses. Girls' schools are under the control and guidance of a separate Inspectress. A notable feature in the domain of education is the part played by private enterprise. There are institutions of all grades, from the lowest primary standard to the highest college course, run by private agencies. These agencies share with the Government the task of public instruction and receive substantial grants-in-aid from Government. The expenditure incurred by Government in 1115 on account of grants-in-aid to private educational institutions amounted to Rs. 10,91,245.

In the matter of education, the Government have always pursued a liberal and progressive policy, and the remarkable advance made by Travancore during the past few decades which has brought the State to the forefront of educated India, has been due to their sedulous and fostering care. As regards primary education, its utmost importance has always been recognised and everything practicable is being done to make it universal. Consistent with the educational policy of the State, the education of backward communities has been systematically encouraged by the grant of special concessions and facilities to pupils belonging to such communities. Special schools are also provided for the benefit of certain communities like the Kshatriyas and Malayala Brahmins who still show reluctance to send their children to school if there are no separate schools for them. Including the Government grant of Rs. 8.4 lakhs to the Travancore University the total expenditure on Education incurred by Government in 1115 amounted to Rs. 51,28,800 which was about one-fifth of the State's revenue.

The University of Travancore.

The year under report witnessed the inauguration of two new departments of activity in the University, *viz.*, the Travancore Central Research Institute and the Department of Physical Education. A diploma course in Forestry extending over two and a half years was also started with 20 students. A board of studies in European languages was also constituted. The first Intermediate, B. A., B. Sc., and the B. L. Degree examinations of the University were conducted during the year.

Under the administrative control of the University there are seven Government colleges in Trivandrum, besides the Institute of Textile Technology and also the Diploma course in Forestry started during the year. There are four private colleges in the mofussil admitted to the privileges of the University. The total strength of all the institutions together at the end of the year was 3,401 as shown in the following statement :—

| | | |
|--|-----|------|
| His Highness the Maharaja's College of Science | 786 | (76) |
| Do. College of Arts | 431 | (51) |
| Do. College for Women | 233 | |
| Do. Sanskrit College | 90 | (3) |
| Do. Law College | 156 | (3) |
| Do. Training College | 81 | (14) |
| The College of Engineering | 162 | |
| The Institute of Textile Technology | 69 | (6) |
| Diploma course in Forestry | 20 | |
| St. Berchmans' College, Changana-cherry | 509 | |
| Union Christian College, Alwaye | 371 | (51) |
| Scott Christian College, Nagercoil | 224 | (15) |
| C. M. S. College, Kottayam | 269 | (54) |
| (Figures in brackets indicate the number of women students). | | |

Of the total strength 506 were women. The strength of the Government institutions alone was 2,028 (including 386 women).

The first convocation of the University was held on the 11th November 1939 under the presidency of His Highness the Chancellor. Lieut. Col. G. P. Murphy, the *Convocation*. Resident for the Madras States, delivered the address to the graduates. The Honorary Degree of Doctor of Laws was conferred upon Sachivottama Sir C. P. Ramaswami Aiyar, K. C. S. I., K. C. I. E., Vice-Chancellor of the University.

In the Central Research Institute which was inaugurated during the year the following units were included:—
The Central Research Institute.

1. Public Health Laboratory.
2. (a) Economic Botany,
(b) Mycology, and
(c) Entomology.
3. (a) Water Analysis.
(b) Industrial Chemistry, and
(c) Bio-Chemistry.
4. Department of Marine Biology and Fisheries.
5. Department of Applied Physics.
6. The Observatory.

In addition to these units, the research activities of the Departments of Mathematics, Physics, Chemistry, Botany and Zoology of the College of Science were included in the programme of activities of the Institute. Various schemes of research, many of them having a practical bearing on the economic life of the country were under investigation. Modifications were effected in the process of manufacturing common salt in order to increase the percentage of sodium chloride. The manufacture of High Speed Diesel oil from the cheaper crude oil was put on a commercial basis. Researches on the extraction of meso-thorium and thorium compounds from the monazite sands of Travancore were in progress. Experiments were conducted on the retting of cocoanut husks with a view to reducing the period of retting and improving the quality of the fibre extracted. A method more economical and effective than the one prevalent in most parts of the State

was devised for the production of cocoanut shell charcoal. Owing to the war, rubber planters found great difficulty in getting supplies of acetic and formic acids used in large quantities as coagulants for rubber latex. Arrangements were made with the Travancore Sugars and Chemicals for marketing a standard coagulant from sulphuric acid prepared according to the formula developed in the Institute. Experiments on the selection of paddy and sugarcane were continued. The preparation of anti-rabic vaccine, which was hitherto imported from outside, was started in the Public Health Laboratory. The Laboratory staff carried out a rat-flea survey of some of the wards of the Trivandrum City. Investigation on '*thrips*' a pest which causes great damage to the cardamom plantations, was started. The life history of the pest and possible methods of controlling it are under investigation. Samples of liver oil of sharks caught on the Travancore coast were found to be richer in vitamins than the best cod-liver oil. Clinical trials also gave encouraging results. Refined shark liver oil, prepared by the Department of Marine Biology and Fisheries was placed in the market under the name 'Shaliverol.'

A Board of Physical Education was set up with the object of organising physical education activities on a sound basis.

A full-time Director of Physical Education was appointed. The Travancore University Labour Corps organised in September 1939, seeks to give its members training in military drill and to instil in their minds a true idea of the dignity of manual labour. His Highness

the Maharaja has been graciously pleased to be the Colonel-in-Chief of the Corps and the Elaya Raja, the Colonel. The strength of the Labour Corps during the year was 236. The programme of their training included instruction in the characteristics of weapons, judging distances, use of ground, section formation, scouting, patrols and signalling. The officers of the corps were attached to the State Forces for a period of two months to receive advanced military training. The annual camp of the corps was held at the collegiate hostel for a week in December 1939.

Government sanctioned the amalgamation of the Department for the Publication of Oriental Manuscripts with Oriental Manuscripts Library. A new Sanskrit series known as the Travancore University Sanskrit Series, was started. The Department of Publications prepared Malayalam equivalents for English terms in Sociology, Physics and Chemistry. The lists were scrutinised by scholars and afterwards published. Popular books in Malayalam on scientific subjects were under preparation.

The Government's grant for the year including a grant of Rs. 2,30,000 under capital expenditure amounted to Rs. 8,40,000. Other receipts of the University amounted to Rs. 2,87,463. The expenditure including Rs. 84,740 under capital expenditure was Rs. 9,06,475.

Education Department.

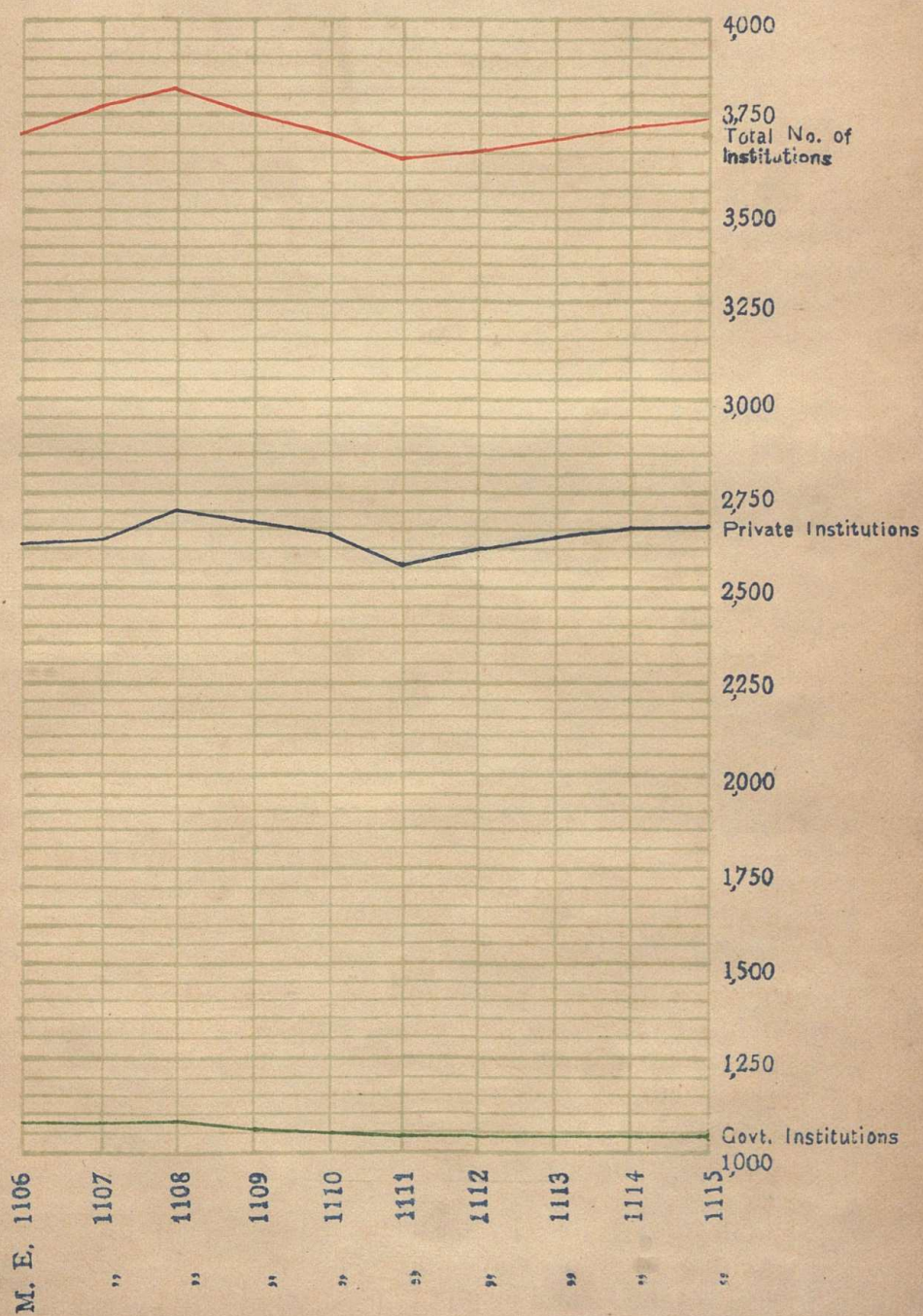
*Director of Public
Instruction.*

*Mr. A. Gopala Menon,
M. A., B. Com.*

There were, during the year, 3,724 recognised institutions of all types and grades under the control of the Education Department with 758,982 pupils under instruction as against 3,715 institutions and 767,879 pupils in 1114, showing an increase of 9 institutions but a decrease of 8,897 pupils. Of the total number of institutions, 1,043 were departmental and 2,681 private as against 1,043 departmental and 2,667 private in 1114. The decrease in the total strength is ascribed to the strict enforcement of restriction in the matter of admission of underaged children in the primary stage, and also to a general weakening in the material condition of the people and their consequent inability to send their children for English education. Of the total number of pupils, 440,844 were boys and 318,138 girls as against 448,633 boys and 319,246 girls in 1114. The percentage of the total number of pupils in 1115 to the total population of the State was 14.9, the percentage of the male students to the male population being 17.2 and the percentage of girl pupils 12.6. Of the total number of pupils, 60.6 per cent. were reading in private schools and 39.4 per cent. in departmental schools.

EDUCATION

Number of Institutions.

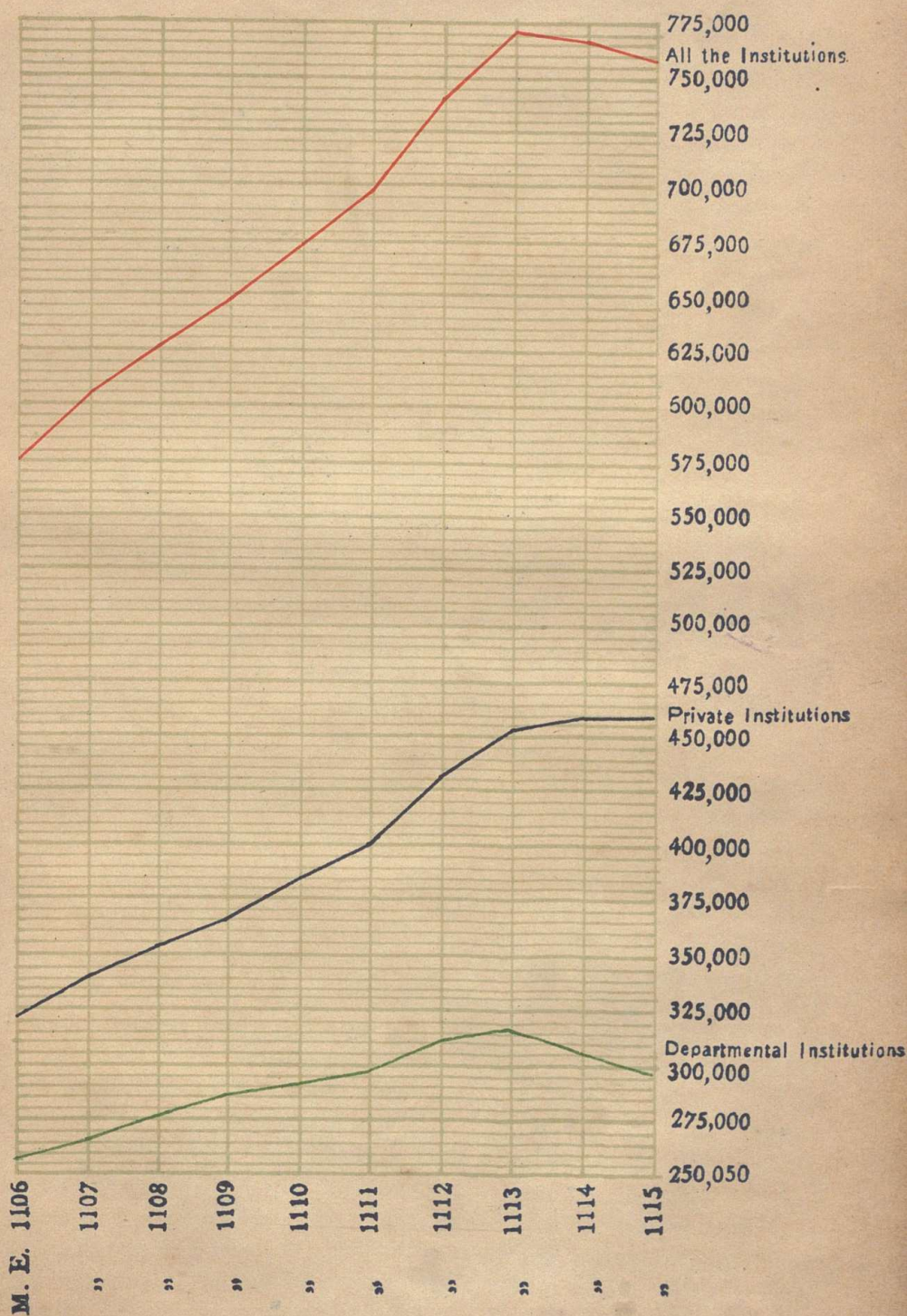





EDUCATION

Number under Instruction

in Departmental and Private Institutions.





English Schools.

The number of English schools of all grades in the State, both departmental and private, rose from 297 in 1114 to 304 but their strength however decreased from 66,923 to 66,805. The following comparative statement gives the figures for the different grades of schools for the years 1114 and 1115:—

| Nature of School. | 1114 | | 1115 | |
|---|---------|-----------|---------|-----------|
| | Number. | Strength. | Number. | Strength. |
| Departmental English high school for boys | 25 | 11,755 | 25 | 11,583 |
| Do. for girls | 2 | 1,705 | 2 | 1,668 |
| Do. English middle school for boys | 9 | 1,108 | 10 | 1,135 |
| Do. for girls | 3 | 389 | 3 | 354 |
| Private English high school for boys, | 70 | 25,093 | 72 | 25,864 |
| Do. for girls | 17 | 4,791 | 18 | 4,974 |
| Private English middle school for boys | 146 | 19,472 | 150 | 18,631 |
| Do. for girls | 25 | 2,610 | 24 | 2,596 |
| Total | 297 | 66,923 | 304 | 66,805 |

Of the total number of 66,805 pupils under instruction in English schools during the year, 21,166 or 31 per cent. were girls. There were 20 English high schools and 27 middle schools, mainly intended for girls. The number of girls attending boys' schools was larger than the total strength of girls' schools. The strength of private English schools was 52,065 or 77·9 per cent. of the total strength. Tamil was taught as a second language in 22 English high schools and 14 middle schools. Hindi was taught in eight departmental and nine private English high schools. Conditions of service in non-departmental schools were improved by guaranteeing security of tenure to the teachers employed in such schools and by fixing minimum rates of pay. With a view to improving the standard of efficiency in the high school course it was decided to institute a common promotion examination at the end of the middle school course. The University of Travancore conducted a short course of instruction in the organisation and conduct of athletics and group games for the benefit

of teachers in the English high schools. Twenty teachers from departmental English high schools and 20 from private English high schools were selected for the course. Instruction was given on the theory of physical education, physical practice, materials and methods in physical education, hygiene, and first aid practice, teaching and coaching in athletics and major games. The course was very useful to the teachers and the level of physical instruction in the schools staffed by them has improved.

Malayalam and Tamil Schools.

The number of Malayalam and Tamil schools rose from 3,321 in 1114 to 3,323 in 1115, but their strength decreased from 692,817 to 684,312 or by 8,505. The following comparative statement gives the figures for the different grades of Malayalam and Tamil schools in 1114 and 1115:—

| Nature of School. | 1114. | | 1115. | |
|------------------------------------|---------|-----------|---------|-----------|
| | Number. | Strength. | Number. | Strength. |
| Departmental Schools. | | | | |
| High and middle schools for boys . | 171 | 82,481 | 177 | 83,582 |
| Do. for girls . | 64 | 24,157 | 60 | 21,852 |
| Primary schools . | 757 | 186,600 | 750 | 178,418 |
| otol . | 992 | 293,238 | 987 | 283,852 |
| Private schools. | | | | |
| High and middle schools for boys . | 197 | 60,893 | 207 | 61,453 |
| Do. for girls . | 40 | 15,138 | 46 | 15,750 |
| Primary schools . | 2,092 | 323,548 | 2,083 | 323,257 |
| Total . | 2,329 | 392,579 | 2,336 | 400,460 |
| Grand Total . | 3,321 | 692,817 | 3,323 | 684,312 |

It will be seen that the number of high and middle schools, both departmental and private, showed an increase of 18 while there was a decrease of 16 in the number of primary schools. There were also 13 private night schools aided by Government with a total strength of 370. Higher classes

were opened in 26 departmental and 169 private schools. Except in the Peermade and the Devicolam taluks almost all pakuthies in the State have more than one Malayalam or Tamil school. Of the total number of 684,312 pupils in the Malayalam and Tamil schools 389,908 or 57 per cent. were boys and 294,404 or 43 per cent. were girls. There were 106 high and middle schools mainly intended for girls, but the total strength of girls in boys' schools was greater than their strength in girls' schools. Instruction in Tamil was provided in 58 departmental schools, three of which were high schools, nine middle schools and 46 primary schools. In the interest of efficiency, appointment of trained teachers was insisted on in all possible ways. The total number of trained teachers rose from 9,235 in 1114 to 11,303 in 1115, and the percentage of trained to the total number of teachers rose from 50.3 to 59. The scheme of medical inspection of school children in primary schools in selected taluks by a special medical staff was continued.

Special Schools.

In addition to the Training College, there are also some special institutions which provide for undergraduate higher grade and lower grade training. The number of such training schools at the end of the year was 48, of which 11 were departmental and the rest private, with a total strength of 1,420.

Training Schools.

There were 17 aided technical schools for girls attached to the Education Department at the end of the year. Weaving, embroidery and lace work were the main subjects taught in these institutions. Five of these schools were transferred to the control of the Industries Department from the beginning of 1116 M. E.

Technical Schools for Girls.

The strength of the Reformatory School at the beginning of the year was 24. During the course of the year there were 23 admissions and 7 releases, and so the strength at the end of the year was 40. The inmates were given instruction in weaving, book binding, printing, agriculture and cooking, besides music and scouting.

Reformatory School.

There were altogether 56 Sanskrit schools of which 33 were recognised and 23 unrecognised. The total strength of the recognised schools was 4,972. The *Kavya Sanskrit Schools*. Section attached to the Sanskrit College, Trivandrum, continued to be under the administrative control of the Education Department and it had a strength of 230 at the end of 1115.

Among other special schools of a vocational character, under the control of the Education Department, the following deserve mention: (i) the screwpine vocational weaving school at Trivandrum; (ii) the vocational bias school attached to the S. L. B. English high school at Nagercoil; (iii) the weaving school attached to the Kannamangalam Malayalam middle school for girls; (iv) four kindergarten schools; (v) the *Sri Chitrodaya Narthakalaya* which is a grant-in-aid institution for imparting training in Indian dancing; (vi) two aided music schools, one 'The *Sangeetha Vidyalaya*' at Shertalla and the other 'The Swathi Tirunal School of Music' at Poojapura, Trivandrum; and (vii) the *Veerakerala Gymkhana* which is an aided school of physical culture at Trivandrum. A departmental institution by name 'The Sri Swathi Tirunal Academy of Music' was established at Trivandrum in the beginning of the year for the purpose of imparting higher education in music and to popularise the compositions of His Highness the Maharaja Sri Swathi Tirunal. All these institutions were working satisfactorily during the year.

Education of Special Classes.

There are special schools for the education of the members of the aristocratic Kshatriya families at Mavelikara, Poonjar, Pandalam, Kilimanoor and Aranmula. The school at Mavelikara is an English *Special Schools for Kshatriyas*. middle school and it had a strength of 60 at the end of 1115. There is a boarding house attached to the school, run by the department, where meals and lodging are given free. There were 36 boarders at the end of the year. The special schools at the other four places were all Malayalam primary schools.

There is a special English middle school at Kulakkada in the Kunnattur taluk for the exclusive use of the members of the Malayala Brahmin community. The *Special School* strength of the school at the end of 1115 was 94, of whom 10 were girls. *Brahmins.*

Special inducements have been offered to Mahomedan pupils in the matter of education. In addition to fee concessions, special scholarships for Mahomedans are awarded at all stages of education, based on the results of a competitive examination held exclusively for them. All Mahomedan girls who are poor are taught free in Malayalam and Tamil schools as well as English schools, and all Mahomedan girls in English schools are given scholarships. Special schools for the exclusive use of the members of the community have also been provided in certain areas and an English high school is maintained at Alleppey for the benefit of the community. There is also a Mahomedan Inspector for the inspection of Arabic and Koran teaching in schools and for encouraging generally the spread of education amongst the members of the community. He also acts as a consultant in matters relating to Mahomedan education. Sanction was accorded during the year for opening a departmental primary school for Muslim girls at Erattupetta in the Minachil taluk and also a private Muslim primary school for girls at Thengapattanam in the Vilavancode taluk. The number of Mahomedan pupils under instruction in English schools rose from 2,077 in 1114 to 2,358 in 1115 and of those in Malayalam and Tamil schools from 29,490 to 29,973. The number of Mahomedan girls in English schools rose from 462 to 601 and of those in Malayalam and Tamil schools, from 8,664 to 9,118. The number of schools having provision for the teaching of Arabic rose from 278 to 284. Muslim associations were awarded special grants for their work and co-operation in encouraging education among Muslim girls.

The education of backward communities is systematically encouraged by the grant of special fee concessions, stipends, scholarships, boarding grants, etc. The number of pupils belonging to backward communities under instruction in English schools rose from 12,240 (including 3,459 girls) to 12,452 (including 3,447 girls). In Malayalam and Tamil schools their number decreased from 75,601 (including 24,817 girls) to 72,973 (including 24,098 girls). Class readers worth Rs. 5,911 were distributed free to the pupils of such communities reading in classes III and IV of both departmental and private schools. Eighty seven Harijan schools were aided during the year and an amount of Rs. 9,507 was spent on that account.

Miscellaneous.

There were altogether 82 hostels and boarding houses under the control of the Education Department, 40 attached to English schools for boys, 5 to Malayalam and Tamil schools and 37 to girls' schools. Six of the hostels were aided by Government.

There were 16 orphanages working during the year with a total strength of 1,033. Of these, 350 were in the Infant Jesus Orphanage at Mulagumood. A sum of Rs. 3,653 was spent as grant-in-aid to these institutions in 1115.

In order to encourage adult education, a system of awarding grants-in-aid to reading rooms and libraries was introduced from 1092 onwards. Forty-three such institutions were in receipt of grants and an expenditure of Rs. 2,570 was incurred on this account during the year under report. A rural library system was introduced in the year 1111 for the development and expansion of the library movement in the State. Under that scheme, suitable departmental primary schools are selected, chiefly in rural areas

where library facilities do not exist, and a library and reading room is established in each of those schools. These rural libraries are effective in preventing the lapse into illiteracy of those who have received primary education. A sum of nearly Rs. 15,000 is being spent by Government for the working of these libraries, over and above the grant-in-aid awarded to private libraries. There were 84 libraries attached to departmental primary schools in 1115. Additional books were purchased and supplied to all the libraries and several of them received free contributions of books and periodicals.

The policy of encouraging the scout movement in schools was continued. The Travancore Boy Scouts Association was given a contribution of Rs. 5,000 from Government as in the previous year. Most of

Scouting. the English schools took active part in scouting, and the number of scouts, cubs, etc., rose to 3,315 from 2541 in the previous year. Thirty-nine schools participated in the annual scout rally held in connection with the birthday of His Highness the Maharaja. The total number of Girl Guides, Blue-birds, etc., in the English schools for girls was 210 as against 286 in 1114.

The expenditure incurred during the year on account of scholarships paid by Government and stipends paid to teachers deputed for training from departmental as well as private institutions amounted to Rs. 63,347 of which a sum of Rs. 28,484

Scholarships, stipends and Endowments. was on account of scholarships and the balance on stipends to teachers deputed for training from departmental and private institutions. The expenditure on account of Mahomedan scholarships during the year was Rs. 14,553. Endowed scholarships to the total value of Rs. 1,239 were awarded during the year among the departmental high schools.

According to the rules for the award of fee concessions the percentage of literacy of the several communities as well as their economic condition was adopted as the basis for the granting of the concessions. *Fee Concessions.* A sum of Rs. 82,643 was spent on account of fee concessions during the year against Rs. 1,08,045 in 1114.

The results of the public examinations conducted by the department are shown in the following statement :—

| Name of Examination. | Number of candidates that appeared. | Number passed. |
|---|-------------------------------------|----------------|
| 1. English School Leaving Certificate examination | 5,393 | 2,700 |
| 2. Malayalam and Tamil High School examination | 3 386 | 1,171 |
| 3. Malayalam and Tamil Middle School examination | 9,087 | 3,652 |
| 4. Trained Teachers' Certificate examination. | | |
| <i>a</i> English Higher Grade | 429 | 157 |
| <i>b</i> . Malayalam / Tamil Higher Grade | 635 | 374 |
| <i>c</i> . Do. Lower Grade | 1,294 | 588 |
| 5. Music Test examination — | | |
| <i>a</i> . Higher Grade | 55 | 23 |
| <i>b</i> . Lower Grade | 102 | 38 |
| 6. Sanskrit examinations — | | |
| <i>a</i> . Sastri Test | 448 | 211 |
| <i>b</i> . Mahopadhyaya Test | 5 | 2 |
| 7. Tamil Proficiency Test examination Higher Grade | 1 | 1 |
| 8. Arabic Munshi's examination — | | |
| <i>a</i> . Higher Grade | 12 | 8 |
| <i>b</i> . Lower Grade | 35 | 24 |
| 9. The Needlework and Garment-making examination | 137 | 52 |

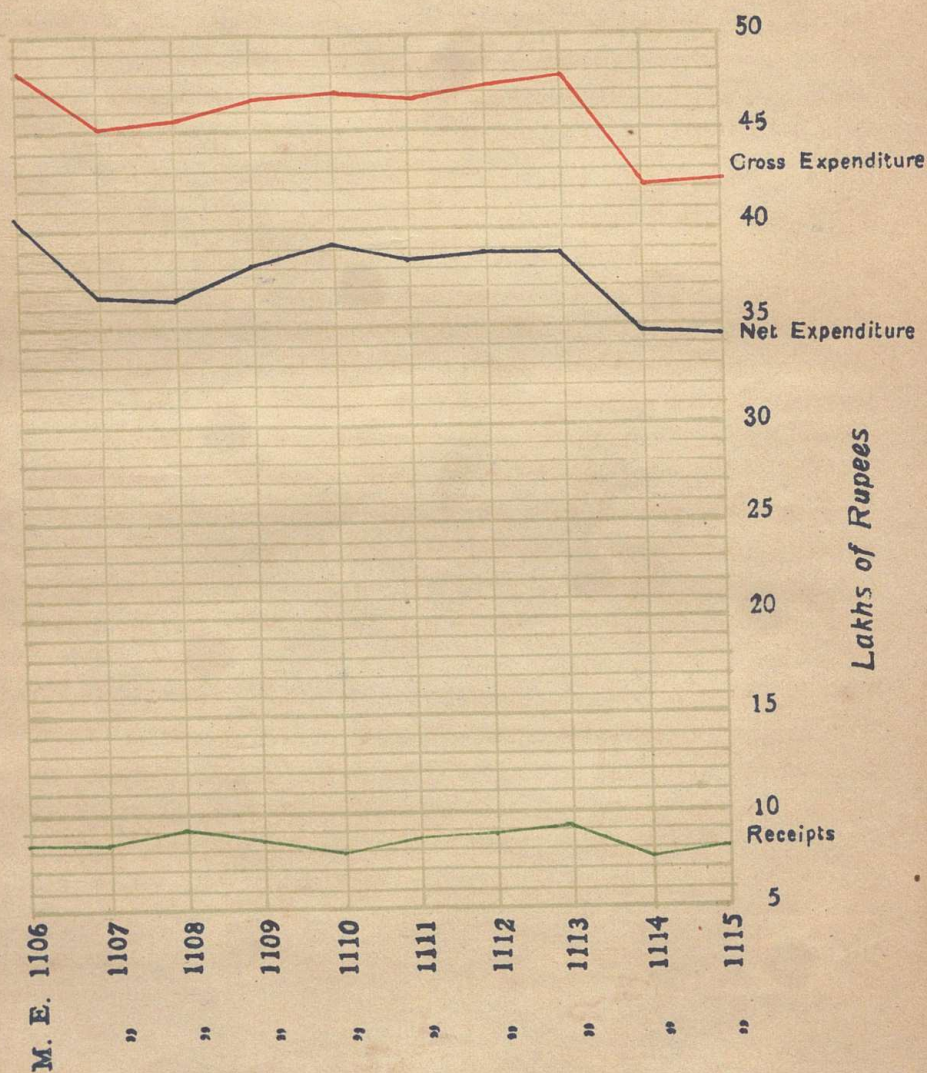
The receipts of the Education Department in 1115 amounted to Rs. 8,08,303 and the expenditure to Rs. 42,88,800. The corresponding figures in the previous year were Rs. 7,68,883 and Rs. 42,55,880, respectively.

*Receipts and
Expenditure.*



EDUCATION

Gross Expenditure, Receipts and Net Expenditure.



CHAPTER XIII.

LOCAL SELF-GOVERNMENT.

Local self-government in Travancore is chiefly conducted through the several municipalities created under the provisions of the Travancore Municipal Act, V of 1095.

History. The earliest piece of legislation in regard to the matter was Act II of 1069. Prior to that, a set of rules passed in 1053 M. E. governed sanitation and other matters connected with the improvement of towns. The rules applied to the town of Trivandrum and regulated only certain matters relating to conservancy. They had not the force of law and were not comprehensive enough to meet the growing needs of the capital or of the important mofussil towns. The Act passed in 1069, to provide for the conservancy and improvement of towns, created town improvement committees and town funds; but the powers of the committees were limited and their duties confined to the supervision of sanitary arrangements. The committees had no power of taxation. Five committees *viz.*, those at Trivandrum, Nagercoil, Quilon, Alleppey and Kottayam, were appointed under this Act. The number of members on those committees varied from 5 to 9 with a permanent official majority. This Act was superseded by Act III of 1076 which for the first time authorised local taxation with the previous sanction of Government and thereby enabled the committees to augment their resources and to widen the scope of their usefulness. The experience gained in the working of this Act, the demands from the various committees for greater powers and the progress of local bodies elsewhere led to the promulgation of Act V of 1095 on the lines of the law in force in British India at the time. Under this Act municipal councils were constituted and the maximum official as well as the minimum elected non-official element was fixed. The scope of municipal activities was enlarged and the obligatory and discretionary duties of municipal councils were defined.

The number of municipalities in the State was 17 as in 1114. The administration of these municipalities which have been established in important urban areas is vested in the municipal councils constituted under the Act. Seven of the municipal towns are in the Trivandrum Division, five in the Quilon Division and the remaining five in the Kottayam Division. The municipal councils are composed of members, partly elected by the rate-payers and partly nominated by the Government. Of the latter, some are officials and the others non-officials. The chief executive authority is the president of the council. All the councils, except that of Trivandrum, have the right of electing their own presidents who may be chosen either from amongst the members or from outside. The President of the Trivandrum Municipal Council is a full-time salaried official nominated by the Government. The total strength of all the councils on the last day of the year was 293, of whom 188 were elected members and the rest, including 50 salaried officers, nominated by the Government. The area comprised within the limits of the municipalities was roughly 98 square miles, with a total population of 386,743 according to the census of 1931.

Each municipal council held on an average 25 meetings during the year. The Nagercoil Municipal Council held the largest number of meetings as in the previous year *viz.*, 39 and the smallest number *viz.*, 12 was held by the Municipal Council, Neyyattinkara.

The birth and death rates during the year in all the municipal towns taken together were 35·43 and 18·32 against 36·39 and 17·65 respectively per thousand of the population in 1114. As in the previous year, the Municipal Council, Quilon, recorded the highest birth rate *viz.*, 55·39 and the Municipal Council, Padmanabhapuram, recorded the lowest birth rate *viz.*, 23·95 per thousand of the population. The highest death rate *viz.*, 27·84 was registered by the Municipal Council, Shencotta and the lowest *viz.*, 11·3 per thousand and was registered by the Municipal Council, Tiruvalla. Infantile mortality was 87·08 per thousand of registered births

against 72·97 in 1114. The highest rate of infantile mortality *viz.*, 180·85 was recorded in Kuzhithura, and the lowest rate was in Kottayam *viz.*, 43·62. There were 82 attacks and 27 deaths from small-pox. As in the previous year there was no case of cholera.

The total number of vaccinations performed in all the municipal towns together was 82,027 against 52,607 in 1114.

Of these, 23,868 were primary vaccinations and

Vaccinations. 58,159 re-vaccinations.

The total number of prosecutions launched by the municipal councils for infringement of the municipal law and rules was 6,486 of which 3,849 ended in conviction.

Prosecutions. As in previous years the largest number of prosecutions and convictions was in Trivandrum *viz.*, 2,583 and 1,851 respectively.

The aggregate opening balance to the credit of the councils at the beginning of the year was Rs. 3·76 lakhs. The total receipts of all the councils together amounted to Rs. 5·48 lakhs. A sum of Rs. 5·69 lakhs was spent by the councils during the year.

Finance.

The main function of municipal administration continued to be the care of sanitation and public health. Among the obligatory functions devolving on municipalities, lighting of public streets, vaccination and registration of births and deaths were attended to by all the municipal councils. Conducting leper clinics and child welfare centres, rendering free midwifery aid, running libraries and reading rooms, subsidising *vaidya-salas*, etc., were some of the other important items of work attended to by the councils.

Miscellaneous.

The incidence in the form of rates and taxes was the highest in Trivandrum, *viz.*, Re. 1 chs. 6 and cash 3 and the lowest in Neyyattinkara *viz.*, chs. 4 and

Incidence of cash 9. Calculated in relation to the total revenue also the incidence was the highest in

Taxation. Trivandrum *viz.*, Rs. 3 chs. 14 and cash 15, and it was lowest in Colachel *viz.*, chs. 13 and cash 5.

Village Panchayats

With a view to extend the sphere of local self-government to rural areas, the constitution of village panchayats, under the Village Panchayats Act, VII of 1100, was sanctioned at six places *viz.*, Boothapandy, Nedumangad, Paravur, Samburvadakara, Ettumanur and Perumbavur in the year 1107 and they came into working order with regular budget estimates of receipts and expenditure in 1109. One more panchayat *viz.*, at Airoor in the Tiruvalla taluk was formed in 1112. The seven panchayats comprise an area of about 69 sq. miles with a total population of 87,678. There were altogether 65 members, of whom 44 were elected by the people and the rest nominated by Government. Sanitation and lighting of roads and improvement of tanks and wells were the main items of work undertaken by the panchayats. The total funds at the disposal of the panchayats amounted to Rs. 12,295 and the total expenditure to Rs. 5,699.

Village Unions.

Twenty-six village unions were constituted during the year under the Travancore Village Unions Act, IX of 1115. Each union consists of 11 members of whom 5 are officials and 6 non-officials. These unions are constituted with a view to foster and encourage rural development and they are financed by Government.

— — — — —

—

(From 8-4-1115 till the end
of the year).

General.

newly formed from the commencement of 1098 M. E. To meet the annual expenditure on Devaswoms, it was also resolved to credit to Devaswoms, annually, a sum representing not less than 40 per cent. of the State's recurring land revenue and to constitute a Devaswom Fund comprising this allotment and the other miscellaneous items of revenue like offerings etc., received by them. The newly formed Devaswom Department was entrusted with the administration not only of the Sirkar Devaswoms but also of *Japadakshina* and *Oottus* or charitable institutions, with the exception of the Sri Padmanabhaswami temple and the *Agrasala* at the Capital, and of Personal Deposit Devaswoms and of their properties situated in and outside the State. Towards the close of 1100, the Dewan was relieved of his duties and responsibilities in connection with the administration of the Devaswoms within the purview of the Devaswom Proclamation; and their administration was entrusted to the Devaswom Commissioner, who was made directly responsible to the Sovereign, except in certain important matters in respect of which the previous approval of the Dewan had to be obtained. From Vrischikam

1107, however, the notification giving effect to this arrangement was cancelled and the Devaswom Department was again placed under the Dewan like the other departments of Government.

Scheduled Devaswoms are grouped into three classes *viz.*, major, minor and petty, according to the annual expenditure. Major Devaswoms are those whose annual expenditure is Rs. 1,000 or more, minor between Rs. 100 and Rs. 1,000 and petty, below Rs. 100. The number of major, minor and petty Devaswoms at the close of the year 1115 was 159, 363 and 934 respectively against 159, 361 and 935 respectively in the previous year. The organisation of religious discourses in Devaswoms continued to work satisfactorily. Besides the usual religious discourses, *Harikathas*, *Patakams*, etc. were conducted in Devaswoms during *Utsavams*. Religious conventions were held in important centres like Thirunakkara, Vaikam, Thattarambalam, Kottarakara, Trivandrum and Mandakad.

The verification, custody and utilisation of *Thiruvabharanams* and other valuables in Devaswoms received adequate attention. There are five special officers for this purpose, one for the major Devaswoms containing valuables exceeding a book value of Rs. 10,000 and four others, one in each of the four Devaswom Districts, for other Devaswoms. A comparative statement of the number of various kinds of valuables in the several classes of Devaswoms verified by the special officers in 1114 and 1115 is given below :—

| Items | No. verified in 1114. | No. verified in 1115. |
|-------------------------------|-----------------------|-----------------------|
| <i>Thiruvabharanams</i> | 3,399 | 11,012 |
| <i>Bharanipatrams</i> | 17,326 | 12,225 |
| <i>Pattuparivattams</i> | 2,433 | 1,267 |
| Other Miscellaneous valuables | 1,469 | 1,317 |

Side by side with verification, the useless and unserviceable articles were disposed of and new articles supplied according to the requirements of each institution.

The Public Works Department attended to all major works connected with the temples, all works under petty construction and repairs being, as usual, carried out by the Devaswom Department itself. The Maramat Committee scrutinised the estimates for major works. A sum of Rs. 1·65 lakhs was spent by the Public Works Department on works connected with the temples. Petty construction and repairs costing Rs. 69,214 were carried out by the Devaswom Department.

The library is managed by an honorary curator assisted by a staff. Several lectures by distinguished scholars in Hindu religion and philosophy were delivered in English, Tamil, Malayalam and Sanskrit. Besides these, there were many performances of *Harikata* and *Patakam* and altogether there were 290 functions in 1115. All the functions were well attended and appreciated by the public. There were 2,277 books in the library at the end of the year against 2,036 books at the end of the previous year. There were also 22 magazines and journals in the library. The average daily attendance of readers was 18 against 16 in the previous year.

The Hindu Religious Endowments Act, III of 1079, provides for the better administration of Hindu religious endowments in the State. Under this Act, it is competent to the Government to intervene in the affairs of such institutions and assume their management whenever necessary. Cases requiring such intervention have been markedly on the increase in recent years. Enquiries under Section 6 of the Act were in progress in respect of 19 institutions at the end of 1114 and during the year under report, enquiries in respect of 12 more institutions were ordered by Government. During the year Government ordered the assumption of the management of the Thiruenadimangalam Devaswom. Enquiries in respect of 14 Devaswoms were in progress at the close of the year.

Personal Deposit Devaswoms are unincorporated religious institutions which came under the control and management of

Government at different times and under varying circumstances. The accounts in respect of these are not merged in the general Devaswom accounts, but are maintained separately and independently. They have

personal deposit accounts with the Government treasuries. The total number of such institutions rose from 76 in 1114 to 79 in 1115. Of the 79 institutions, 13 were in the Suchindram District, 24 in the Trivandrum District, 9 in the Ambalapuzha District and 33 in the Vaikam District. The most important of these are (i) the Pattazhi Devaswom, (ii) Erumeli and Paschima Devaswoms, (iii) the Turavur Devaswom, (iv) the Perumbavur Devaswom and (v) the Perumanam Devaswom in the Cochin State, owned by the Cochin Government, the *Uchapooja* service in which is conducted by the Travancore Government by virtue of the right acquired from the Parur Raja by the annexation of that principality to the Travancore State.

The Sri Chitrodaya Devapooja Patasala at Thiruvalla for the training of persons in the performance of *Santhi* or devotional service in temples and the *Veda-*

Instructional patasala at Trivandrum continued during the year.

The Devaswom Fund consists of the Government's contribution and the income derived from *Nadavaravus*, interest

on investments, sale proceeds of surplus provisions and old materials, revenue from Devaswom lands etc. The Government's contribution to the Devaswom Fund, which, till

1106 M. E., had been a lump allotment of Rs. 16 lakhs per annum, subsequently fixed at forty per cent. of the *Ayicut* and *Sanchayam* land revenue of the State from 1107, was further revised in 1110, when it was decided that the contribution should be a sum not less than Rs. 16 lakhs, provided that it does not fall below forty per cent. of the total *Ayicut* and *Sanchayam* land revenue, the *Kandukrishi* land revenue also being included in the *Ayicut* land revenue in calculating the percentage. The Government's contribution for the years 1113, 1114 and 1115 was accordingly Rs. 16 lakhs each. The

total receipts of the Fund, including the above contribution, amounted to Rs. 21·67 lakhs and the total expenditure charged to the Fund was Rs. 20·96 lakhs. This does not include the pay of the officers and the establishment of the Devaswom Department which is met from the general revenues of the State.

The Devaswom calendar containing details in respect of various festivals in Devaswoms was as usual, published in 1115 also. The Sub-Group Officers' Test and *Miscellaneous*. the Devaswom Officers' Test were also conducted.

The live-stock in the possession of the department during the year consisted of 20 elephants of which 10 were tuskers, 31 cows, 17 bulls, 13 cow-calves, 7 bull calves and one peacock.

The total expenditure incurred by Government on Devaswoms and charities during the year over and above the Government's contribution to the Devaswom *Expenditure*. Fund amounted to Rs. 6,58,921 against Rs. 6,51,930 in 1114.

CHAPTER XV.

MISCELLANEOUS.

Anchal (State Postal Department).

Superintendent.

Mr. R. Padmanabha Aiyar, B. A.

The Sirkar Anchal is one of the earliest institution in the State. Its reorganisation so long ago as 1784 A. D. is the earliest available record relating to the department. Its original function was confined to the transmission of State covers and sundry articles like vegetables, flowers, etc., from mofussil stations, for use in the Palace and the *Sri Padmanabha Swami* temple. In 1848, the department was thrown open to Government servants and petitioners, private letters of Government servants and petitions from members of the public being carried free. Private covers were accepted from 1860; and postage on letters, packets etc., was regulated during the succeeding year. Registered envelopes were introduced in 1865, Anchal stamps and cards in 1888, the money order system in 1901, the value payable system in 1906 and the savings bank work in 1912.

There were 364 Anchal offices at the beginning of the year and five offices were opened during the year 1115. Three non-departmental offices were converted into departmental ones and two departmental offices were converted into non-departmental offices. One non-departmental office was abolished. The total number of Anchal offices at the end of the year was 368 and of them 192 were departmental and 176 non-departmental. Of the non-departmental offices, 49 were in the experimental stage.

The number of letter boxes at the end of the year was 595 against 583 in the previous year.

The sub-joined statement shows the number of private, official and privileged articles posted in the different Anchal Offices of the State during the year :

| <i>Articles posted.</i> | 1114 | 1115 | Increase | Decrease. |
|-------------------------|------------|------------|----------|-----------|
| Private | 17,690,120 | 17,893,372 | 203,252 | .. |
| Official | 4,945,881 | 5,021,539 | 75,658 | .. |
| Privileged | 1,062,715 | 1,050,508 | .. | 12,207 |
| Total | 23,698,716 | 23,965,419 | 278,910 | .. |

The number of articles delivered rose from 23,876,120 in 1114 to 24,162,326 in 1115 which gave an average of 35,849 articles for each Anchal man to deliver against 35,636 in 1114. This works out to 98 articles for a single Anchal man per diem against 97 in the previous year. Inclusive of those in transmission or pending delivery at the end of the previous year and those received from Cochin, the total number of articles for disposal was 24,305,949 against 24,007,694 and all except 68,423 articles, which were either in transmission or pending delivery at the close of the year, were disposed of.

The total number of value payable articles, both inland and foreign, issued in Travancore during 1115 was 20,905 against 23,756 in 1114. Of these 1,135 were for delivery in the Cochin State. Inclusive of 204 undelivered value payables of the previous year and 2,510 received from the Cochin State for delivery in Travancore, the total number of value payables for delivery was 22,484 against 24,421 in the previous year. Of these 18,750 were delivered to addressees and 3,579 returned to the senders having been refused by the addressees, leaving a balance of 155 pending at the end of the year. As in the previous year 20 Anchal Offices were doing insurance business. The number of articles insured rose from 208 in 1114 to 272 in 1115.

All the 368 Anchal Offices were doing hundi business. The hundi branch comprises inland hundies, foreign hundies with Cochin, revenue hundies and revenue remittance hundies. The total number of hundies both inland and foreign issued in 1115 was 527,523 for Rs. 43.90 lakhs against 469,024 hundies for Rs. 40.72 lakhs in 1114 and of these 505,469 hundies for Rs. 41.59 lakhs were inland hundies and 22,054 for 2.32 lakhs were foreign hundies. Including the hundies pending payment at the end of the previous year, the total number of hundies for delivery was 523,643 of which 520,574 were delivered in Travancore and 240 were redirected to Cochin for payment, leaving a balance of 2,829 hundies pending payment at the end of 1115. Travancore hundies for Rs. 2.29 lakhs were paid in Cochin and Cochin hundies for Rs. 1.49 lakhs were paid in Travancore.

The number of Anchal Offices doing savings bank business at the close of the year was 155 against 153 in the previous year. There were 181,868 savings bank transactions against 149,754 in the previous year, of which 79,625 were deposits and 102,243 withdrawals. The deposits increased from Rs. 65.40 lakhs in 1114 to Rs. 88.41 lakhs, and the withdrawals also rose from Rs. 66.13 lakhs in 1114 to Rs. 78.09 lakhs. The balance held by the savings banks at the close of the year was Rs. 1.05 crores against Rs. 92.45 lakhs at the end of the previous year.

The number of articles received in the dead letter office during the year was 38,960 against 37,607 in 1114, of which 24,905 were destroyed, 5,673 redirected to parties, 27 returned to senders, 415 returned to the Anchal Superintendent, Cochin, 4,626 directed to the Postal Department, 17 returned to addressees at their request, and 3,297 were disposed of as dead.

The total length of the mail lines at the end of the year was 1,625 miles against 1,614 miles at the end of the previous year. The transport of mails was made by Anchal Mail railway for 99 miles, by motor-boats for 18 miles, by motor buses for 735 miles and by runners for 773 miles.

The gross receipts of the department amounted to Rs. 4.84 lakhs against Rs. 4.73 lakhs in the previous year.

Receipts & Expenditure. The postage on private articles amounted to Rs. 2.56 lakhs, the postage on official articles to Rs. 1.58 lakhs and the hundi commission amounted to Rs. 0.53 lakhs. The working expenses amounted to Rs. 4.0 lakhs.

Transport Department.

Director.

Mr. E. G. Salter.

During the year under report considerable additions were made to the services already under operation. The following new routes were taken up by the department,

Extensions and Readjustments of Service. viz., Nagercoil-Azhakiapandipuram, Nagercoil-Anjugramom, Trivandrum-Kottarakara and Kottarakara-Kottayam.

As in previous years, a parcel service was carried on in conjunction with the passenger service. There are agents in all the important stations to receive parcels from consignors and to distribute them to the consignees. The number of parcels transmitted during the year was 48,600 against 33,400 in the previous year and the receipts under this item amounted to Rs. 16,213.

The lorry service between Munnar and Cochin was continued during the year and 17,132 tons of goods were carried, the receipts therefrom being Rs. 3,68,675.

The number of passengers carried was 5,961,853 against 4,996,304 in 1114, the mileage operated being 4,288,519 against 3,191,696 in the previous year. The fare of

Mileage, Fare and Traffic. eight cash per mile adopted from the beginning of the services had to be enhanced by ten per cent. on account of increase in the cost of materials and spare parts.

Most of the buses are equipped with saloon bodies which are so designed as to provide maximum riding comfort. A high standard of tidiness is maintained, and the seats are regularly sprayed with insecticides. Waiting rooms are provided in important stations. Utmost civility and courtesy towards passengers are insisted on, and any member

Amenities to Passengers.

of the staff acting otherwise is severely dealt with. The grant of concession tickets was continued during 1115 also. Buses were given on hire for excursions, tours, marriages etc. On occasions of festivals and other important events which attracted large crowds, additional vehicles were run for the convenience of passengers.

The Traffic Board consisting of the Chief Secretary, the Chief Engineer, the Inspector-General of Police and the Director of Transport, met several times *Miscellaneous*. during the year. A Transport Advisory Committee was appointed to advise the department on matters of policy. The committee consists of seven members of whom three are elected members of the Legislature.

The department possessed 99 saloon and 37 open buses and 18 enclosed and 4 open lorries at the end of the year. The construction of the bus bodies was undertaken by the department and 30 saloon bodies and 6 enclosed box vans were built during the year.

The following statement compares the demand under various items in 1114 and 1115:-

*Receipts and
Expenditure.*

| | 1114. | 1115. |
|-------------------------|----------|-----------|
| | Rs. | Rs. |
| Passenger fare | 8,03,544 | 9,96,779 |
| Luggage | ... | 6,149 |
| Parcel | 13,346 | 16,213 |
| Post and Anchal Mails | 733 | 3,476 |
| Miscellaneous | 4,229 | 3,532 |
| Goods Transport | 60,680 | 3,68,675 |
| Commission and discount | ... | 186 |
| Total | 8,82,532 | 13,95,010 |

Of the above amount a sum of Rs. 13,44,987 was collected against Rs. 8,70,418 in 1114.

The following statement compares the working expenditure for 1114 and 1115:—

| | 1114. Rs. | 1115. Rs. |
|---|--------------|--------------|
| Administration, management and control | 37,060 | 45,575 |
| Repairs, renewals and maintenance | 70,551 | 1,13,159 |
| Operating expenses | 5,84,780 | 9,73,773 |
| Total | 6,92,391 | 11,32,507 |

After setting apart contributions for the depreciation fund (Rs. 1,76,783) and leave and pension contribution (Rs. 5,537) etc., the net receipts amounted to Rs. 65,817. This works to 6·3 per cent. on the capital invested.

Mint.

The Travancore Mint was established in 965 M. E. (1789-90 A. D.) at Padmanabhapuram. To begin with, gold coins known

as *Anantarayan Fanams*, silver *chackrams* and

General. copper *cash* were issued. The Mint was permanently transferred to Trivandrum in 1824

A. D. The history of Travancore coins dates back to remote antiquity far earlier than the date of establishment of the Mint. Gold, silver, zinc and copper coins were once in circulation. Travancore gold coins are not now legal tender. The existing currency is described in Chapter I.

The administrative control of the Mint is vested in the Financial Secretary to Government.

- Control.

Chitra half-rupee coins to the face value of Rs. 3·37 lakhs were got minted from His Majesty's Mint at Bombay. The work of the Government Mint of this State

Minting. was limited to the minting of copper coins out of the blanks got down from Birmingham.

The face value of the copper coins minted during the year was Rs. 38,713. The old design on the one chackram copper coins was replaced by a new revised design bearing the profile effigy of His Highness the Maharaja.

The total receipts of the department amounted to Rs. 2·26 lakhs of which Rs. 2·11 lakhs was gain on silver coinage and Rs. 14,523 gain on copper coinage. An expenditure of Rs. 5,418 was incurred on salaries, establishment and contingencies.

*Receipts and
Expenditure.*

The following statement shows the face value of Sirkar coins minted, held in treasuries and assumed to be in circulation :—

| Description of coins. | Face value of coins minted | | | Value of coins held in treasuries | Value of coins assumed to be in circulation. |
|-----------------------------------|----------------------------|-----------------|------------------|-----------------------------------|--|
| | Up to the end of 1114. | In 1115. | Total. | | |
| SILVER | Rs. | Rs. | Rs. | Rs. | Rs. |
| Half rupees | 6,99,995 | 3,37,500 | 10,37,495 | 1,28,957 | 9,08,538 |
| Quarter rupees | 2,50,000 | .. | 2,50,000 | 21,951 | 2,28,049 |
| Fanams | 6,07,123 | .. | 6,07,123 | 1,29,222 | 4,77,901 |
| Total | 15,57,118 | 3,37,500 | 18,94,618 | 2,80,130 | 16,14,488 |
| COPPER | | | | | |
| One chackram | 12,06,926 | 32,571 | 12,39,497 | 3,62,074 | 8,77,423 |
| Half chackram | 5,22,832 | .. | 5,22,832 | 1,40,371 | 3,82,461 |
| Quarter chackram | 2,60,477 | .. | 2,60,477 | 29,596 | 2,30,881 |
| Cash | 1,64,281 | 6,142 | 1,70,423 | 10,571 | 1,59,852 |
| Total | 21,54,516 | 38,713 | 21,93,229 | 5,42,612 | 16,50,617 |
| Total of silver and copper | 37,11,634 | 3,76,213 | 40,87,847 | 8,22,742 | 32,65,105 |

The subjoined statement shows the details of the Sirkar and British Indian coins cut by the treasury officers of the State during 1115 :—

| Description of coins. | Number of counterfeit coins. | Number of light weight, defective and withdrawn coins | Total No. of coins. | Face value. | | |
|-----------------------------|------------------------------|---|---------------------|-------------|-----------|-----------|
| | | | | Rs. | Ch. | a. |
| STATE COINS. | | | | | | |
| Half rupees | 202 | 9 | 211 | 105 | 14 | 0 |
| Quarter rupees | 81 | 2 | 83 | 20 | 21 | 0 |
| Fanams | 664 | 1 | 665 | 95 | 0 | 0 |
| One chackram | 60 | 37 | 97 | 3 | 13 | 0 |
| Half chackram | .. | 4 | 4 | 0 | 2 | 0 |
| Quarter chackram | .. | 1 | 1 | 0 | 0 | 4 |
| Total | 1007 | 54 | 1061 | 224 | 22 | 4 |
| BRITISH INDIAN COINS | | | | | | |
| Rupees | 82 | .. | 82 | 83 | 13 | 0 |
| Half rupees | 10 | .. | 10 | 5 | 2 | 8 |
| Quarter rupees | 110 | .. | 110 | 27 | 27 | 12 |
| Two anna pieces | 175 | .. | 175 | 22 | 7 | 7 |
| Total | 377 | ... | 377 | 138 | 23 | 11 |

GOVERNMENT PRESS.

Superintendent.

Mr. P. E. Mathew, B. A.

The Government Press was first organised about the year 1836 A. D. In addition to the Government Gazette published

General.

every Tuesday, the most important items of work done by the Government Press, in conjunction with the Central Prison Press, are the printing of the State Administration Report, the Departmental Reports, the Statistical Volume, the forms etc., required by the several departments and the proceedings of both the Houses of the Legislature. The strength of the Press at the close of the year under review consisted of two Gazetted officers, 144 salaried employees, 188 permanent pieceworkers and 74 temporary pieceworkers including 19 women.

No new machinery was purchased during the year except small items got from the P. W. D. Workshops. The value of

Machinery and Plant.

the plant at the end of 1114 stood at Rs. 1,48,367. Types etc., cast in the Government Press to the value of Rs. 20,614 were added to the stock. Deducting depreciation and making allowance for the battered types issued etc., the value of the plant at the end of the year stood at Rs. 1,55,467.

The number of standard pages of foolscap folio set in the composing section was 55,636 against 51,745 pages in 1114.

Out-turn.

The total number of impressions struck was 19,647,904 against 18,875,235 in 1114. In the Type Foundry 19,698 lbs. of types etc., and 7,327 square inches of engraved line blocks, plates, etc. were cast and cut during the year. The binding section executed works to the value of Rs. 34,770 against Rs. 43,184 in the previous year. The total value of printing and binding works done for the various departments of the State during the year was Rs. 2,57,873 against Rs. 2,56,109 in the previous year. The value of the work done for the Legislative Bodies was Rs. 9,607 against Rs. 10,229 in 1114. 2,112 lbs. of types were cast on the two Thompson Casting Machines. Metal and rubber stamps were made in the Press for the first time during the year. Comparing the cost of production with the total out-turn it is seen that for every rupee spent, the Press was able to turn out Rs. 2.03 worth of work.

The average circulation of the Gazette and the departmental sheets during the year is given below :—

| | Year. | Number subscribed. | Number issued free. |
|---------------------|-------|--------------------|---------------------|
| Gazette | 1114 | 859 | 625 |
| | 1115 | 870 | 384 |
| Departmental sheets | 1114 | 106 | 6,334 |
| | 1115 | 1,118 | 3,724 |

In addition to the 52 weekly issues of the Gazette, 15 extraordinary Gazettes were also published.

Stationery.

The subjoined statement compares the receipts and expenditure under stationery during 1113, 1114 and 1115 :—

| Particulars. | 1113 | 1114 | 1115 |
|--|----------|----------|--------|
| | Rs. | Rs. | Rs. |
| Receipts | 3,704 | 3,318 | 12,754 |
| Expenditure | 1,90,122 | 1,30,969 | 86,265 |
| Deduct cost debitable to Anchal, Water Works, Electricity, Mascot Hotel, Clay Refining and Porcelain Factory, State Transport and Malayalam Readers and copy books | 46,703 | 26,351 | 16,455 |
| Net Expenditure | 1,43,419 | 1,04,618 | 70,110 |

During the year under report, purchases to the value of Rs. 1,20,043 were made against Rs. 1,29,997 during the previous year. The value of articles issued during the year 1115 M. E. amounted to Rs. 86,265 against Rs. 1,30,969 of the previous year. The value of the stock on hand at the close of the year was Rs. 1,95,221 against Rs. 1,61,443 during 1114 M. E.

Presses and Publications.

The number of printing presses at the end of the year was 183, against 187 in 1114. The number of books published from the various presses was 239. Of these 123 *News papers* were published in Malayalam, 94 in English, 7 *and Periodicals.* in Tamil, 2 in English—Malayalam—Tamil, 8 in Arabic, 4 in Arabic-Malayalam and 1 in Sanskrit. As in previous years, the majority of the private publications related to general literature and the rest dealt with religion, history, education, medicine, scientific and miscellaneous matters.

There were 28 newspapers and 66 periodicals published in the State during the year against 34 newspapers and 68 periodicals in 1114. Of these 36 were published in Malayalam, 15 in English, 5 in Tamil, 35 in English—Malayalam—Tamil, 2 in English—Malayalam—Latin and one in Sanskrit—English—Malayalam. Of the newspapers and periodicals in circulation, 11 were dailies, 1 bi-weekly, 20 weeklies, 2 bi-monthlies, 53 monthlies, one published once in two months, 2 were quarterlies, 2 published once in four months, one half-yearly and 1 annually. Of the 94 newspapers and periodicals, 24 dealt with general and political, 14 with social and religious, 29 with religious, 2 with commercial, 3 with medical and public health, 3 with legal, 2 with humorous and 17 with general, educational and literary topics. During the year under report, 7 licences were issued to newspapers and periodicals under Section 3 of the Travancore Newspapers Act, V of 1101, as amended by Act IV of 1110. The total number of newspapers and periodicals that were being published at the close of the year was 84.

A Press Room and Inquiry Office in the General and Revenue Secretariat was organised in 1090 (1915), under the immediate control of the Chief Secretary to Government *Department of* with a view to enabling the Press to *Information.* obtain authentic information regarding matters of public interest dealt with by Government. In 1107, it was reorganised and placed in charge of a separate officer with the designation of "Publicity Officer and Librarian." In 1108 this officer was relieved of his duties as Librarian and appointed full-time Publicity Officer. The examination of newspapers and periodicals published in Travancore and outside, preparation of summaries of articles in

them, and taking cuttings of useful and informative articles from the newspapers, were the main items of work attended to in the Press Room. In 1110, the correspondence relating to the issue of licences to newspapers under the Newspapers Act and the correspondence relating to the Copyright Act were entrusted to the Publicity Officer. In 1114, the Photographic Department was amalgamated with the Press Room and Inquiry Office and the whole styled as the Department of Information. The officer in charge of the department was designated Director of Information instead of Publicity Officer. The Director of Information serves as a link between the Government and the Press, issues communiques and press notes whenever necessary, corrects wrong news regarding the Government, keeps the Government informed of the trend of public opinion as reflected in the newspapers within and outside the State, and gives effective publicity to matters relating to the State. Information regarding the State is promptly supplied to tourists and others, on enquiry. In the Press Room, accredited press representatives are given all possible information on the orders of Government on important administrative measures and appointments, the working of the various departments, the new schemes planned by Government, the programmes of the tours of His Highness the Maharaja and on other references made by them.

Archaeological Department.

Director of Archaeology.

Mr. R. Vasudeva Puduval, B. A.

With a view to the collection and investigation of the available data relating to the political and economic history and the ethnology of the country, Govern-

General. ment sanctioned the establishment of an Archaeological Department in 1071 M. E. The work of the department is embodied in the Travancore *Archaeological Series* published from time to time.

Fifteen inscriptions hitherto unpublished were copied and deciphered during the year. These inscriptions were

Work Done- found on the pillars mostly of temples or
Epigraphy. stone mandapas, 9 of them being in the Kalkulam taluk, 2 in Trivandrum and 4 in the Kunnattur taluk. A large number of these recorded the making of gifts of land for the supply of flower

garlands, the conduct of *Oochapujas*, etc., to deities and the construction and maintenance of *Ampalams* or stone *mandapas* and of stone tubs for the storing of water for cattle. The period of these inscriptions ranges from *Kollam* 109 (A. D. 934) to *Kollam* 983 (A. D. 1808).

In addition to the epigraphical collections, some ancient works of art, which had not attracted any attention before were brought to light and examined during the year. They are a few exquisite specimens of wood carving dating from the 14th to the 18th century A. D. The most important of the specimens of wood work are those round the central shrine of the *Narasimha* temple at Sattankulangara (near Chengannur) in Central Travancore. Next in importance is the wood work in the *Siva* temple at Kaviyur in the Tiruvella taluk belonging to a period not earlier than the 16th and not later than the 17th century A. D. Wood work of a later and decadent age was noticed in the private temples at Onakkur and Thirumarati in the Muvattupuzha taluk. The richest and by far the best preserved of the wood carvings are those in the *Siva* temple at Valapalli and they are illustrative of the 17th century wood sculpture in Travancore.

The other works of art discovered during the year relate to mural paintings from the ancient temples at Tirukkatittanam in the Changanacherry taluk and at Vaikunthapuram and Yenadimangalam in the Kunnattur taluk. One noteworthy feature of the mural art of Tirukkatittanam is the portrayal of animal life.

Reference was made in the last year's report to the discovery of some important specimens of megalithic monuments in the High Ranges which consisted of dolmens, menhirs and cromlechs. A survey of these was continued during the year as a result of which a few more megaliths which were not noticed before, were brought to light. These dolmens are situated at the 9th mile 6th furlong stone of the main Devicolam-Periakanal road, and they run parallel to

each other and face southward into the Muthucaud valley. The discovery of more dolmens on the Venad side of the Bison valley was made during the year. The dolmens round about Periakanal, it is reported, may be taken to represent the tumuli of the Iron age showing a comparatively advanced state of civilization. They present a great similarity in structure with those existing in other parts of South India and of the Deccan.

A notable work of the department during the year was in the direction of preserving authentic specimens of the monumental antiquities of the State. Certain

Conservation. ancient monuments were declared protected ones under the Travancore Ancient Monuments Preservation Act, I of 1112 M. E. The Devaswom and the Public Works Departments were also directed to see to the timely removal of the growth of plants and shrubs on the ancient monuments under their control, the primary object being to spare as many parts of the original monuments as possible to preserve their authenticity. Steps were taken for the repairs and maintenance of the ancient forts of Vattakotta, Udayagiri, Padmanabhapuram, Kottapuram and Pallipuram.

In addition to the work of exploration, epigraphy and conservation, a trial excavation of two prehistoric sites was undertaken during the year. The place selected

Excavation. was Periakanal in the High Ranges which abounds in megalithic monuments such as menhirs, cromlechs and dolmens, the opening of which was considered to yield productive results. A burial urn, broken glazed and unglazed pots, etc., and an iron axe, indicating that the monuments belong to the Iron age, were unearthed.

The museum at Padmanabhapuram which was established in the previous year was growing in popularity and attracted many visitors during the year. The number

Archaeological Museum. of visitors to the institution rose from 15,137 in 1114 to 26,021 in 1115. A few additions were made to the Museum during the year.

One of the most important activities of the department during the year was in the direction of pre-

Publication. paring an epigraphical lexicon based on the available inscriptions in the State. A book

on 'Archaeology in Travancore' intended for those interested in a study of the past of the State was published under the auspices of Government by the Director of Archaeology.

All these have tended to enhance public interest in the Archaeological work of the State.

The expenditure of the department fell from Rs. 9151 in 1114 to Rs. 8713 in 1115.

Expenditure.

Museum and Public Gardens.

*Art Adviser to Government
to supervise Government
Museums and Picture
Galleries.*

Dr. J. H. Cousins.

*Officer in charge of the
Museums.*

*Mr. R. Vasudeva Poduval,
B. A.*

*Honorary Director, Govern-
ment Gardens.*

*Mr. G. Narayanan Tampi,
B. A., B. L.*

The Museum was originally started about the year 1853 A.D. and was located in its present site in 1880. The object of the foundation was to encourage science and art.

General. The Public Gardens came into existence in 1859. Soon after, a Zoological Section was formed with His Highness the Maharaja's private menagerie as its nucleus. The Museum, the Public Gardens and the Zoo formed one administrative unit till the end of 1111, when the first as also the second and third, were placed under the control of two separate officers designated officers-in-charge. The two latter branches together are now known as the 'Government Gardens' under the control of an Honorary Director, assisted by a full-time Superintendent. The institutions, as they exist to-day, are the growth of well over half a century and they have been giving instruction and pleasure to several thousands of people every year.

The number of visitors to the Museum during the year was 389,414 against 330,998 in 1114. This large increase indi-

Museum. cates the growing popularity of the institution. Among the distinguished visitors special mention may be made of the Maharaj Rana and Maharani of Dholpur who visited the State during the year.

During the year the work of cleaning, bleaching and re-wiring all the skeletal exhibits in the Museum was taken up and completed. Another important item of work attended to was the organisation and arrangement of the reserve collection in the various sections, with a view to better care-taking and to afford accessibility to students and research workers. During the year interesting additions were made to the collections of the various departments of the institution. Plaster models of stone figures of *Kulasekhara Alwar*, *Cheraman Perumal* and *Sundaramurthi* from Keralapuram, a village in South Travancore, were prepared and set up on suitable pedestals.

The Zoo continued to be the chief attraction of the institution to the visiting public. There were 490 animals in the Zoo at the beginning of the year. 174 specimens were added during the year of which 152 were acquired by purchase, 26 by local breeding, 4 by presentation and 2 by exchange. Of those purchased, 51 were mammals, 88 birds and 13 reptiles. The number of animals disposed of was 77. Thus the total number of live-stock at the close of the year was 597 against 490 in the previous year.

The receipts from the Government Museum and Gardens amounted to Rs. 995 against Rs. 1,610 in 1114. The expenditure rose from Rs. 45,762 in 1114 to Rs. 49,190 in 1115.

The Sri Chitralayam.

Art Adviser to Government to Dr. J. H. Cousins.
supervise Government Museums
and Picture Galleries.

Officer in charge. Mr. M. R. Madhavan Unnithan, B. A.

The Sri Chitralayam or the State Art Gallery, which was founded in Kanni 1111 M. E., has been, during these five years, a notable factor in the cultural life of the State by its display of paintings covering the history of the art in India, particularly in Kerala and of examples of Asian paintings in affinity with those in India.

Additions. The additions to the collections that were made during the year fall under the main heads of—

(1) Murals selected and copied from temples and Palaces in the State, notable among them being the mural of “*Gajendramoksha*” copied on a reduced scale from the wall painting in the Krishnapuram Palace, the largest mural in the State.

(2) Paintings by Nicholas Roerich and his son Svetoslav Roerich which are remarkable for their colour scheme and subjects.

(3) Paintings by Indian ladies of Gujerat representing the social life of Gujerat.

The number of visitors to the Gallery during the year was 2,193, showing an increase of 500 over that of the previous year. Batches of students from various educational institutions visited the Gallery. Among the distinguished visitors were His Highness the Maharaj Rana of Dholpur, Mr. Horace J. Poleman, Director of Indian Studies in the Library of Congress, Washington, Mr. Panchapakesa Aiyar, I. C. S., Captain Mosley, Recruiting Officer, Cannanore and Rao Bahadur Arulanandam Pillai.

Sixteen new additions were made to the collection of books amongst which may be mentioned Chatterji's Picture Album and Art of the Pal Empire.

Library.

The Sri Chitra Home for the Destitute and the Infirm.

The Sri Chitra Home for the Destitute and the Infirm was established at Trivandrum in 1110 with the donation of Rs. 50,000 given by His Highness the Maharaja. Further donations, including a sum of Rs. 1,000 from Her Highness Maharani Setu Parvati Bayi, were received subsequently. The control and management of the Home are vested in a Board appointed by Government. At the end of the year under review, there were 97 inmates in the Home and the Orphanage as against 56 inmates at the end of the previous year. The new admissions during the year consisted of 21 adults and 47 orphans. Six adults and 18 orphans were discharged and 2 adults and one orphan died during the year.

The weaving industry started two years back was further expanded during the year and towards the close of the year six looms were working simultaneously. Facilities were also provided during the year for sizing of yarn in the institution itself instead of resorting to outside agencies as hitherto, by the addition of a warping mill and other accessories. Nineteen boys and 8 girls were trained during the year, and all of them showed great enthusiasm in learning the craft. Clothes of different kinds, worth about Rs. 250 were turned out. Attention was paid as usual to the education of the orphans, the number of school going children at the end of the year being 54. The average cost of feeding per head per diem was Chs. 2 and cash. 8 for adults and Ch. 1 and cash 14 for children. The total receipts of the institution during the year amounted to Rs. 7,349 against Rs. 7,113 in the previous year. The total expenditure amounted to Rs. 5,837 as against Rs. 5,208 in the previous year.

The Public Service.

Public Service Commissioner.

*Dr. G. D. Nokes, M. A.,
LL. D., Barrister-at-Law
(till 17th Meenom 1115).*

*Dr. H. Parameswaran
(from 18th Meenom 1115.)*

No candidate was recruited by the Public Service Commissioner to the Higher Division of the Public Service. The six candidates recruited to the Civil Service cadre in 1114 continued to be on probation. Arrangements were made to conduct another Civil Service Examination in 1116. Fifty six selective tests were held during the year for recruitment to the Intermediate Division and 412 candidates were advised for appointment. In the Lower Division, advice on recruitment depends primarily on community. The following statement shows the number of candidates including the 28 long service candidates advised for recruitment from the several recognised communities during 1115:—

| Name of community. | No. advised for recruitment to the Intermediate Division. | No. advised for recruitment to the Lower Division. |
|-----------------------|---|---|
| <i>Hindu.</i> | | |
| Brahmin | 48 | 12 |
| Nair | 130 | 75 |
| Other specified Hindu | 19 | 27 |
| Kammala | 4 | 27 |
| Nadar | 7 | 27 |
| Ezhava | 44 | 71 |
| Pulaya | .. | 25 |
| Other Hindu | 21 | 46 |
| Hindu Total | 273 | 310 |
| <i>Muslim.</i> | 11 | 46 |
| <i>Christian.</i> | | |
| Jacobite | 31 | 39 |
| Marthomite | 20 | 23 |
| Syrian Catholic | 20 | 41 |
| Latin Catholic | 16 | 37 |
| S. I. U. C. | 27 | 25 |
| Other Christian | 14 | 32 |
| Christian Total | 128 | 197 |
| Grand Total | 412 | 553 |

Before the year terminated all the long service candidates were absorbed into the service. Details of the appointments made in a month were published next month in the Gazette with a view to keep the candidates and the public fully informed of the same. A report submitted by the Public Service Commissioner on the working of the rules for recruitment to service was placed before the Legislature for discussion and the Legislature recommended some important changes in the original recruitment rules. These suggestions were under the consideration of Government when the year terminated.

Census of 1941.

The Travancore Census of 1941 is the seventh in decennial order and the eighth in systematic order. All the usual programmes connected with the census work such as the passing of the Census Act, preparation of a general plan of work, appointment of census officers, house listing and house numbering etc., were finished by the end of the year. One of the most outstanding features of the Census of 1941 is the large number and variety of investigations and enquiries proposed to be conducted side by side with the census activities. Enquiries into the following subjects were sanctioned by Government *viz.*,—

- (1) wealth, income and debts;
- (2) cottage and organised industries;
- (3) extent and nature of tobacco consumption;
- (4) dietary;
- (5) family budget;
- (6) nature and extent of the fragmentation of holdings;
- (7) specific fertility; and
- (8) specific mortality.

The quinquennial cattle census has synchronised with this population census and it is proposed to examine the results of the bovine census along with the general census.

New Churches and Mosques.

During the year, permission was granted for opening fifteen churches and one mosque.

State Life Insurance. (Public Branch.)

The year under report is the seventh year of the introduction of the scheme of State Life Insurance, Public Branch. During the year revised rules sanctioned by Government were given effect to.

General. They provide *inter alia* for the enhancement of the period of grace in the case of monthly and quarterly instalments from fifteen days to one calendar month, an automatic non-forfeiture scheme, special claim concessions and facilities for grant of cash loans on policies of over three years' duration etc., facilities which are much appreciated by the public. The maximum risk on male lives has also been raised from Rs. 5,000 to Rs. 10,000. From the beginning of the year, policy holders have been enabled to make remittances of premium etc., through the departmental Anchal Offices free of commission, so that they may pay up with least delay or loss.

1,228 proposals for Bh. Rs. 10·87 lakhs were received during the year under report. Inclusive of 556 proposals for Bh. Rs. 5·20 lakhs pending disposal at the beginning of the year, there were in all 1,784 proposals to be dealt with during the year. Out of these, 203 proposals for Bh. Rs. 1·93 lakhs were either rejected or cancelled and 1,339 proposals for Bh. Rs. 11·91 lakhs were accepted, leaving a balance of 242 proposals for Bh. Rs. 2·23 lakhs under various stages of consideration.

New business for the year amounted to 1,196 policies for Bh. Rs. 9·99 lakhs as against 1,189 policies for Bh. Rs. 9·36 lakhs in the previous year. The total number of policies issued to the last day of 1115 was 6,508 assuring a sum of Bh. Rs. 55·46 lakhs.

Inclusive of 16 claims for Bh. Rs. 10,900 relating to previous years, 30 claims for a total value of Bh. Rs. 20,859 came up for settlement, out of which 17 cases for Bh. Rs. 12,100 were settled during the year, leaving a balance of 13 cases.

With the introduction of the revised rules cash loans were also sanctioned. Loans to a total of Sr. Rs. 2,524 in respect of 37 policies were sanctioned and payments arranged promptly. These loans were charged interest at the rate of one pie per rupee per mensem ($6\frac{1}{2}$ per cent. per annum).

The receipts for the year inclusive of advance, interest on investments etc. amounted to Sr. Rs. 2,61,630 while the disbursements during the year, including loans on policies, salaries, establishment charges, medical fee, agents' commission etc. amounted to Sr. Rs. 42,455.

The balance to the credit of the fund at the end of the year stood at Rs. 7,73,749 as detailed below:—

Funds.

| | Rs. |
|---|----------|
| Travancore Government 5 per cent. pro-notes ... | 17,914 |
| Savings bank account with treasury ... | 6,94,056 |
| do. Anchal Offices ... | 29,463 |
| Uninvested balances ... | 32,316 |
| Total | 7,73,749 |



To this the amount of Rs. 3,713 on account of loans should be added, as also the capital expenditure of Sr. Rs. 3,461 (valuation fee) to be written off the profits in five years in equal amounts.

The proportion of expenditure on account of the working of the scheme to the premium income was a little above 12·1 per cent. as against 12·5 per cent. in the *Expense Ratio*. previous year.

STATE LIFE INSURANCE.

Government Servants' Branch.

Government servants in the permanent pensionable service of the State and those of the funds whose services are pensionable from the general revenues are eligible for insurance. *General.* Palace subordinates who are eligible for pension either from Government or from Palace funds and who hold permanent appointments are also eligible for insurance in this branch. Administrative control of the fund is vested in the Accountant-General.

69 proposals were received during the year. Of these, 56 resulted in the issue of policies. Out of the remaining 13 proposals 9 had to be cancelled, as the *Proposals.* proponents had passed the insurable age. The remaining 4 proposals were pending issue of policies at various stages.

The number of policies in force at the commencement of the year was 619 for Rs. 5·59 lakhs. 56 policies aggregating to Rs. 32,523 were issued during the year. *Policies.* 31 policies for a total amount of Rs. 19,344 were removed either by maturity by age or by death or by surrender. The number of policies in force at the end of the year was 644, the total sum assured being Rs. 5·72 lakhs.

There were 12 claims in respect of 18 policies pending at the commencement of the year. During 1115, there were 20 claims in respect of 30 policies. Out of the *Claims.* total number of 32 claims in respect of 48 policies, 21 claims of 30 policies were settled during the year, leaving a balance of 11 claims in respect of

18 policies. Besides the 30 policies that came under claims, one policy was surrendered. Thus 31 policies were removed from the books during the year, as stated above.

During the year 24 applications for loans were received and all were sanctioned. The total amount thus advanced works up to Rs. 4,934. The receipts on account of loan payments including interest during the year amounted to Rs. 3,586.

Loans against Policies.

The year opened with a balance of Rs. 4,51,713. The receipts for the year including interest allowed to the fund amounted to Rs. 37,731 and the expenses to Rs. 26,935.

Receipts and Expenditure.

State Savings Bank.

The object of the Government in establishing savings bank is to provide a safe and ready means for the deposit of the savings of and to encourage thrift among the public. Savings banks are primarily intended for the small investor and may not be used for the purpose of keeping a current account. Savings bank business is conducted in all the State Treasuries and also in the important Anchal Offices. In the year under report, savings bank business was abolished in one Anchal Office but introduced in three more Anchal Offices, thus raising the number of Anchal Offices doing savings bank business from 184 in 1114 to 186 in 1115. Besides ordinary deposit accounts opened to the public, there are security deposit accounts allowed in favour of Government contractors for the due performance of the contracts undertaken by them and also in favour of Government servants who have to furnish security in respect of the appointments held by them. Public accounts are permitted in the case of municipalities, co-operative societies and other public bodies and institutions constituted for purposes other than the personal advantage of the contributors. Fixed deposit accounts are also allowed to be opened in the treasuries by the Municipalities and Devaswoms having personal deposit accounts at treasuries and also by administrators of Devaswoms, Sreepandara-vagai and Kandukrishy funds.

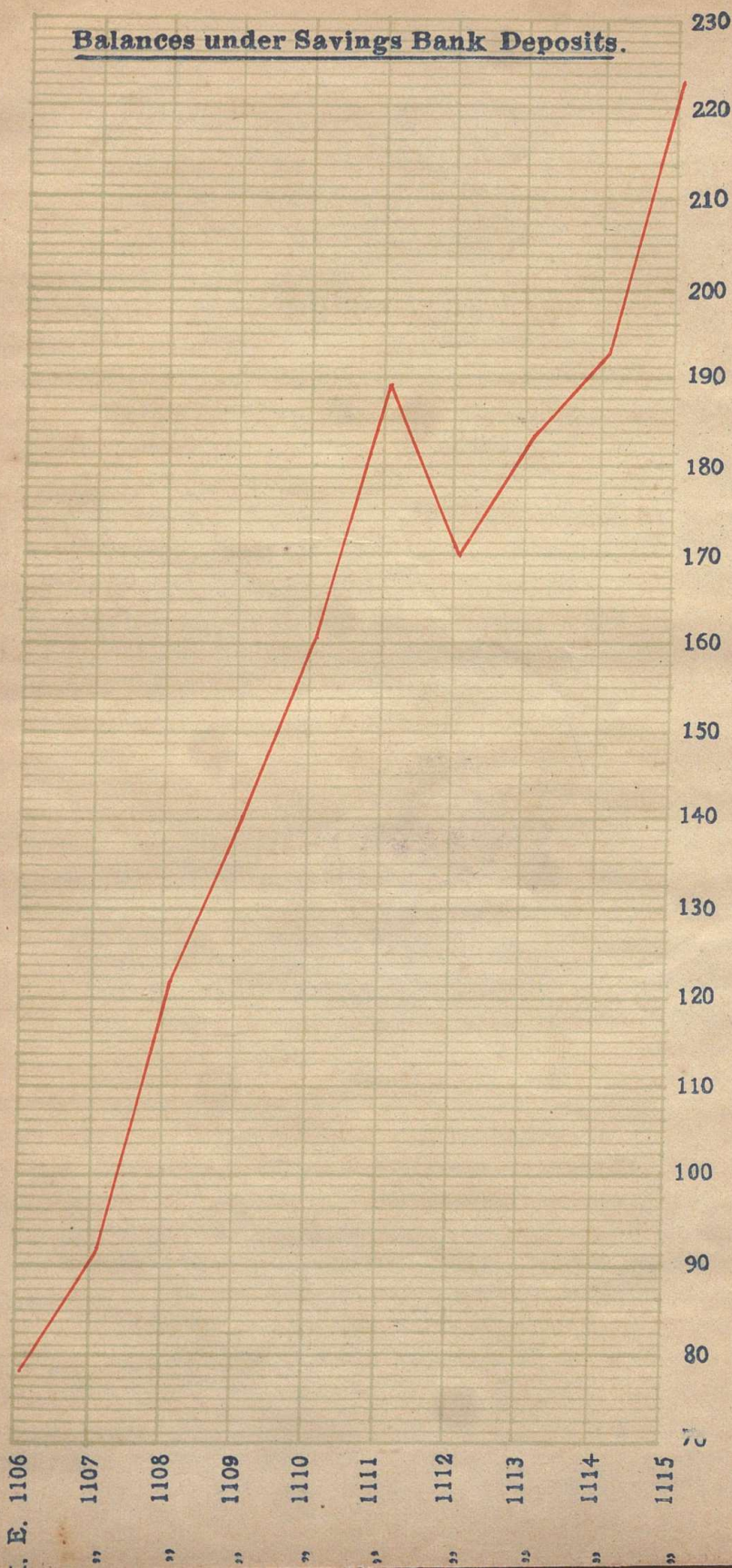
As a rule the total amount which may be deposited in ordinary accounts is limited to Rs. 5,000 in a year and the total amount which a depositor may have at any time to his credit is limited to Rs. 20,000. The *Limit of Deposits.* limit in the case of public accounts is Rs. 25,000 there being no limit for deposits in a year.

No limit has been fixed for security deposit and fixed deposit accounts also. The Central Co-operative Bank as well as the Central Banking Corporation of Travancore, Ltd., are allowed to deposit up to Rs. 3 lakhs, interest on their monthly minimum balances in excess of the normal limit of Rs. 25,000 being allowed only at one per cent. per annum. The State Life Insurance (public branch) has been permitted to make any deposit with the Government savings bank, irrespective of the maximum limit of deposit prescribed in the savings bank rules, allowing the usual savings bank rate of interest of 3 per cent. per annum on all deposits. In the year under report, Government continued the concessions granted to depositors in raising the maximum limit of deposits to the credit of any depositor from Rs. 20,000 to Rs. 50,000 and of removing the limit of Rs. 5,000 per annum in eight of the important Anchal Offices and eight treasuries of the State, subject to the condition that the rate of interest on amounts in excess of Rs. 20,000 should be only $1\frac{1}{2}$ per cent. per annum. Government also extended the concession to one more Anchal Office during the year.

The rate of savings bank interest at 3 per cent. per annum on the lowest balance on the account between the sixth and the close of the Malabar month for ordinary security and public accounts remained the *Interest.* same during the year. The interest earned below 7 chackrams in a year is, however, neglected and when interest exceeding 7 chackrams has been earned, the calculation is made to the nearest one-eighth of a rupee. In the case of security account, any interest earned below chackrams $3\frac{1}{2}$ will be neglected. But when interest exceeding chackrams $3\frac{1}{2}$ has been earned, the calculation is made to the nearest one-eighth of a rupee.



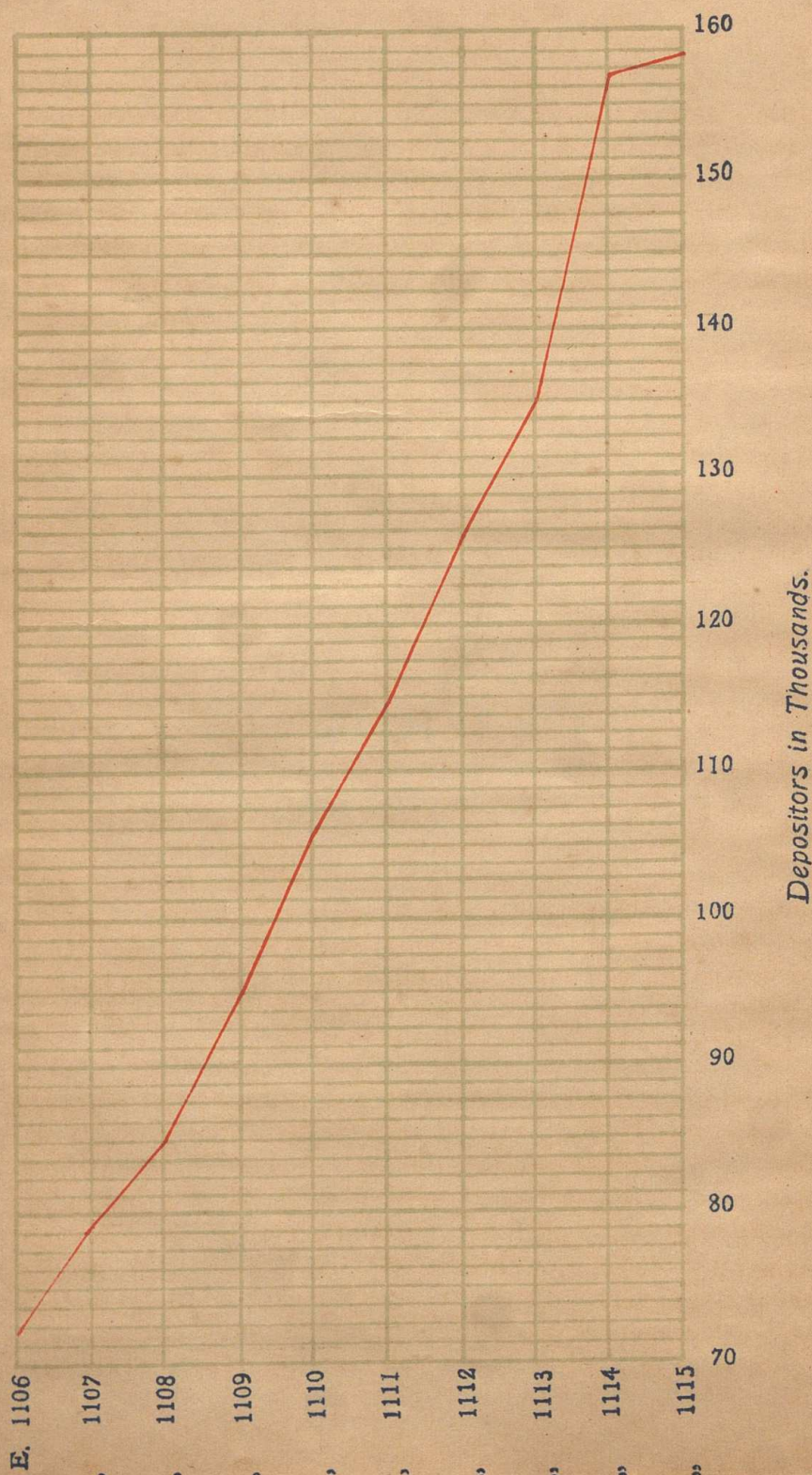
Balances under Savings Bank Deposits.



S. B. Balances in Lakhs of Rupees.



Progress in the Number of Savings Bank Depositors.



The number of savings bank accounts which stood at 157,112 at the end of 1114 reached 158,151 at the end of 1115.

Volume of Business. The balance of deposits at the end of 1114 was only Rs. 193.51 lakhs but it has risen to Rs. 223.73 lakhs at the end of 1115. The

steady rise in the number of depositors and in the closing balance of deposits during the past 10 years (excepting the year 1112) represented in the accompanying graphical charts shows not merely the large increase in the volume of business done, but indicates the popularity and the usefulness of the Government savings bank among the masses.

State Provident Fund.

The State Provident Fund was instituted in the year 1107 with the object of providing facilities for Government servants to invest a portion of their pay every month and to withdraw the accumulated savings as an asset at the time of their retirement, from service and also as a provision to the families of the officers in the event of their death before retirement. All officers in permanent and pensionable service under Government and under local or municipal bodies are eligible for admission to the fund. Subscription to the fund is compulsory for all permanent entrants into service on or after Meenom 1107 who do not insure their lives in the Official Branch of the State Life Insurance. The minimum rate of subscription per month is fixed at one chackram in the rupee for officers who draw a salary of not above Rs. 100 and one and a half chackrams per rupee for officers drawing a higher salary. The maximum rate of contribution is four chackrams in the rupee in all cases except in the case of employees getting a pay of less than Rs. 15 who are allowed to subscribe either chackrams 14 or chackrams 7 at their option.

The number of subscribers who were admitted to the fund during 1115 was 1,446 as against 686 in 1114, the number of subscribers admitted up to the end of 1115 being 14,363. The amount of subscription realised was Rs. 3.20 lakhs as against Rs. 2.62 lakhs in 1114. Interest accrued on deposits up to the end of 1115 amounted to Rs. 43,365 against Rs. 39,276 at the end of 1114. The rate of interest on the monthly balances of deposits was $3\frac{1}{2}$ per cent. per annum. The number of accounts finally closed was 204 against 153 in 1114, the

amount paid being Rs. 47,822 against Rs. 66,138 in 1114. There were 757 temporary withdrawals against 651 in 1114. The amount paid on that account in 1115 was Rs. 56,268 against Rs. 38,350 in 1114. A recovery of Rs. 40,585 towards principal and Rs. 2,292 towards interest on loans was made in 1115 as against Rs. 29,272 and Rs. 1,147 respectively during the previous year. The interest on loans was calculated at 5 per cent. per annum. The closing balance at the end of the year was Rs. 14,90,961 against Rs. 11,91,074 at the end of the previous year.

C. P. RAMASWAMI AIYAR,
Dewan.

Huzur Cutcherry,
Trivandrum 3rd April 1941.

GLOSSARY.

Adhipati.—Chief

Agrasala.—Feeding house attached to the Sri Padmanabhaswami temple at the Capital.

Allom.—Salt-pan.

Asan.—Village schoolmaster.

Ayacut.—Permanent record showing the final results of land revenue settlement.

Ayurveda.—The ancient medical science of the Indians.

Bharanipatroms.—Jars, vessels, etc.

Brahmaswom.—Properties belonging to Malayala Brahmins.

Brahmaswom Tanatu.—Jenmam lands which are exempt from tax so long as they remain unalienated in the hands of the original Brahmin jemmies.

Chattavariola.—(Lit. A cadjan writ containing a law of the State.) A collection of rules and laws framed for the guidance of Government Officers.

Chitty.—Transaction by which one or more persons called the foreman or foremen enter into an agreement with a number of persons that every one of the contracting parties shall subscribe a certain amount of money, or quantity of grain by periodical instalments, for a certain definite period and that each in his turn as determined by lot or by auction or in such manner as may be provided for in the agreement shall be entitled to the "prize amount."

Cholam.—A kind of grain cultivated in the taluks adjoining Tinnevely.

Chowkey.—Customs-house.

Desam.—A topographical sub-division of a country.

Devaswom.—Temple.

Division Peishkar.—Officer in charge of a Revenue Division.

Ettuveetil Pillamar.—(Lit. Nayars belonging to eight families.) The feudal chiefs in ancient Travancore.

Hundi.—Money order.

Induppu.—Rock salt.

Jamabandi.—The annual inspection of revenue accounts in taluk and pakuthi offices by departmental officers.

Japadakshina.—Pay and perquisites given to Brahmins for the performance of special religious services in temples and palaces.

Jenmi.—A landlord who holds land in absolute free-hold and not normally liable to payment of tax to the Government.

Jenmikaram.—Jenmi's dues.

Jenmom land.—Land held by a jenmi.

Kandukrishi lands.—Home-farm lands of the Ruler.

Karampathippu.—Assessment.

Kudivaram.—Licensee's share (or value thereof) of the salt manufactured in monopoly factories.

Kudivila.—The owner's share of the value of Government monopoly trees standing on private lands.

Kudiyar.—A tenant who holds land either from the Sirkar or from a jenmi.

Kuthakapattom.—The process of leasing out unregistered Government lands or trees standing thereon with a review to collect the revenue therefrom.

Marma Chikilsa.—Treatment of fractures according to the Ayurvedic system.

Marumakkattayam.—A system of inheritance prevalent in Malabar under which property descends in the maternal line from uncle to nephew.

Mel-labham licensee.—A person bonding tobacco in a bankshall under the authority of a licence granted under the Tobacco Rules.

Melvaram.—Government's share (or value thereof) of the salt manufactured in the monopoly factories.

Neet.—Commission issued under the Ruler's Sign Manual.

Oottupura.—Feeding house.

Pakuthi.—The lowest unit of land revenue administration.

Pandaravaka.—Lands in respect of which the Sirkar is in the position of a landlord and which are held by the ryots on various kinds of tenure derived directly from the Government.

Pandarapattam.—A variety of pandaravaka tenure originally in the nature of a lease from the Sirkar, but under which holders now enjoy full proprietary rights : and the lands are private, heritable, saleable and otherwise transferable property.

Para.—A unit of dry measure.

Patasala.—School.

Pativus.—Scales of expenditure for daily, monthly and annual ceremonies in temples.

Pattadar.—A registry holder of a piece of land.

Pattam.—Rent.

Pattuparivattams.—Raiments used for the decoration of the idols.

Poojas.—Devotional services performed in temples.

Porampoke.—Unassessed lands forming the property of Government or used or reserved for public purposes or for the communal use of villagers.

Proverthikar.—A subordinate of the Land Revenue Department under the Tahsildar, in charge of a pakuthi.

Puduval.—Government lands available for assignment.

Punja.—Low-lying wet lands in North Travancore which lie submerged in water and are drained off and cultivated once a year or once in two years.

Rajabhogam.—(King's share) A light rate or quit-rent levied by the Government in the case of lands held on favourable tenures.

Sanchayam.—Miscellaneous receipts of the Land Revenue Department.

Santhi.—Devotional service in temples.

Satrams.—Rest-houses.

Shashtiabdapurthi.—The completion of the 60th year of a person.

Sreepandara Vaka.—Properties belonging to the Sri Padmanabhaswami temple.

Sripadam lands.—Lands forming the hereditary domain of the Ranis of Travancore.

Tadivila.—Value of timber.

Tahsildar.—A Revenue Officer subordinate to a Division Peishkar and in charge of a taluk.

Taluk.—A unit of land revenue administration consisting of several paku-thies.

Tharavila.—Ground value.

Taungya System.—A system according to which as soon as the tree growth is removed from the area the land is leased out to contractors who clear the area, burn the brushwood and sow paddy with the beginning of the monsoon. Teak or other plants are supplied to each contractor who plants them at his cost but under the control of the department at points already staked. After the paddy is harvested, the contractor raises a crop of gram or other cereal in the area and keeps the plantation completely weeded. Another paddy harvest is raised and the contractor delivers back the area full weeded and with all the fallures replaced. The teak plants raised under this system show

better growth while the Government save the cost of weeding. This system not only reduces the cost of plantations enormously, but it also increases the cultivation of food crops in the country.

Tiruvabharanams.—Jewels belonging to Devaswoms.

Uchapooja.—Devotional service performed in temples at noon.

Vaidyan—Physician following an indigenous system of medical treatment.

Vaidyasala.—Dispensary conducted according to an indigenous system of treatment.

Vishom.—Poison.



150005

33360

V222:18

H131

INDEX

| | PAGE | | PAGE |
|-------------------------------------|---------|----------------------------------|--------|
| Abkari contract . | 41 | Bills—official (Pending) . | 78 |
| „ policy . | „ | „ private do. . | 79 |
| Accidents—motor . | 88 | Boarding Houses and Hostels | |
| Administration of the State . | 10 | under the Education De- | |
| „ Land Revenue . | 28 | partment . | 178 |
| Agricultural Department . | 97 | Boundaries—State—inspection of . | 32 |
| „ conditions—general . | 98 | Bridges—rural . | 56 |
| „ loans . | 31 | British Representative—personnel | |
| Ameliorative measures . | 34 | of . | 9 |
| Anchal (State Postal Service) . | 5, 190 | Broadcasting Scheme—Radio . | 142 |
| „ offices and boxes . | 190 | Budget—Annual—framing of . | 12 |
| „ mail lines . | 192 | „ control of the Legislature | |
| Apiculture . | 105 | over . | 13 |
| Appeals—Income Tax . | 37 | Buildings—expenditure incurred | |
| „ High Court . | 65 | by the P. W. D. . | 134 |
| Appellate work—Sessions Courts | 64 | Calendar . | 5 |
| Application of revenue . | 12 | Capital expenditure not charged | |
| Archaeological Department . | 200 | to revenue . | 20 |
| „ series . | „ | Cattle breeding . | 104 |
| „ Museum . | 202 | Census of 1941 . | 208 |
| Area of the State . | 1 | Central Prison . | 91 |
| Army . | 89 | Central Co-operative Bank . | 125 |
| Arms and ammunition . | 90 | Cheras . | 3 |
| Arrack . | 41 | Child welfare . | 151 |
| Ascu Treatment . | 57 | „ work and maternity . | 162 |
| Assembly—The Sri Mulam . | 14 | Chitra—Sri Central Hindu | |
| Assets and Liabilities—Finance . | 23 | Religious Library . | 187 |
| Assessment—method of . | 27 | Chitralayam—Sri . | 204 |
| „ Proceedings . | 36 | Chitra Home for the Destitute | |
| Assignment of lands on concessional | | and the Infirm . | 205 |
| terms . | 31, 129 | Chitties . | 96 |
| Ayurveda Department . | 154 | Churches and mosques, new . | 208 |
| „ College . | 155 | Civil Justice . | 67 |
| „ High Schools . | 156 | „ litigation . | „ |
| „ Pharmacy and the Botani- | | Civil List, Palace . | 10 |
| cal Garden . | „ | Civil Service Examination . | 206 |
| Backward Communities—uplift of | 129 | Colleges . | 169 |
| „ colonies for . | 130 | Co-education . | 168 |
| „ educational concessions | „ | Co-operative Department . | 122 |
| „ education of . | 178 | Coercive action . | 29, 30 |
| Banks, Savings . | 192 | Coins in circulation . | 196 |
| Beach Magistrates' Courts . | 63 | | |

| | PAGE | | PAGE |
|--|--------|--|--------|
| Concessions—fee to Backward communities . . . | 179 | Diseases—Public Health . . . | 159 |
| Cochin Harbour . . . | 147 | Discipline in the Police Department . . . | 83 |
| Cocoonut—area under . . . | 101 | " in Jails . . . | 92 |
| Colonies—agricultural . . . | 106 | District Courts . . . | 69, 31 |
| Commerce—Trade . . . | 143 | Distribution of population . . . | 2 |
| Conversion of dry lands into wet lands . . . | 31 | Documents registered—number of . . . | 94 |
| Consumption—tobacco . . . | 45 | " classes of . . . | 95 |
| Constitution—early . . . | 12 | Development Director . . . | 55 |
| Conciliation Boards, Debt . . . | 73 | Devaswom Department . . . | 185 |
| Contract—Abkari . . . | 41 | " verification of valuables . . . | 186 |
| Courts—Magistrates' . . . | 63 | Devaswom works . . . | 187 |
| " Bench . . . | " | " Personal Deposit . . . | 188 |
| " Sessions . . . | 64 | " Fund . . . | " |
| " High Court . . . | 65, 71 | Dry lands—Conversion into wet lands . . . | 31 |
| " Civil—number of . . . | 67 | Drainage Scheme, Trivandrum . . . | 138 |
| Conservation of monuments . . . | 202 | Duty—Import . . . | 46 |
| Convocation . . . | 170 | " Export . . . | 47 |
| Convicts—education of . . . | 92 | " on matches . . . | 48 |
| Counterfeiting coins and currency notes . . . | 84 | Economic Development Board . . . | 118 |
| Currency . . . | 5 | " Journal . . . | 119 |
| Customs—revenue . . . | 46 | Education Department . . . | 172 |
| Cultivation—extent of . . . | 28 | " Agricultural . . . | 106 |
| Crimes . . . | 62 | " Physical . . . | 171 |
| " dealt with by the Police . . . | 83 | " of Mahomedans . . . | 177 |
| " detection and prevention of . . . | 84 | Educational—System . . . | 167 |
| Criminals—Habitual—prevention of . . . | " | " Policy . . . | 168 |
| Criminal Intelligence Bureau . . . | 85 | " Progress and general statistics . . . | 172 |
| Criminal Justice . . . | 62 | Electrical Department . . . | 139 |
| Crops . . . | 101 | Electric supply—Trivandrum . . . | 141 |
| Dead Letter offices—Anchal . . . | 192 | " Nagercoil . . . | " |
| Debt Conciliation Boards . . . | 73 | " Shencotta . . . | " |
| Decrees—execution of . . . | 69 | Enactments . . . | 74 |
| Demand, Collection and balance under current revenue and arrears . . . | 29 | Engineering works—Development Department . . . | 56 |
| " Income Tax . . . | 36 | English Schools . . . | 173 |
| Demonstration and Propaganda—agriculture . . . | 100 | Elephants—Forest Department . . . | 52 |
| Department of Information . . . | 199 | " Devaswom Department . . . | 189 |
| Dewan—the Chief Executive Officer . . . | 10 | Epigraphy—work done . . . | 200 |
| | | European British subjects—Special Tribunals for trial of offences committed by . . . | 61, 62 |

| | PAGE | | PAGE |
|---------------------------------|------|---------------------------------|------|
| Examinations | 180 | Government Press | 197 |
| Excavation | 202 | Government suits and appeals | |
| Excise—Revenue | 40 | in courts | 72 |
| " System | " | Hackney Carriage | 88 |
| " Offences | 45 | Harbour, Cochin | 147 |
| Executive Officer—the Chief | 10 | Health Unit, Neyyattinkara | 161 |
| Exports | 144 | High Court | 65 |
| Export of minerals | 109 | Hinduism | 3 |
| Export duty | 47 | Hindu Religious and Charita- | |
| Exploitation of timber | 51 | ble Institutions | 185 |
| Extradition—to and from the | | " Endowments Act—work- | |
| State | 66 | ing of the | 187 |
| Factories and Labour | 114 | Historical sketch of Travancore | 3, 4 |
| Factories Act | 115 | " Survey (Forest Depart- | |
| Factory work—Development | | ment) | 49 |
| Department | 57 | Hostels and Boarding Houses | |
| Fee concessions—Backward | | under the Education | |
| communities | 179 | Department | 178 |
| Finance—State | 18 | Hospital General, Trivandrum | 152 |
| Financial business, Legislature | 80 | " Women and Children's, | |
| Finger Print Bureau | 85 | Trivandrum | " |
| Forest Department | 49 | " Ophthalmic, Trivandrum | " |
| " Revenue | " | Hospital—Ayurveda, | |
| " Policy | 50 | Trivandrum | 155 |
| " Lands reserved | " | Hundi business—Anchal | 192 |
| " Fuel and fodder reserves | " | Hydro-Electric Project, | |
| " Produce—Minor | 52 | Pallivasal | 139 |
| " Protection | 54 | Imports—value of | 143 |
| Foreign liquor | 43 | Import duty | 46 |
| Franchise | 14 | Income Tax | 36 |
| Fruit culture | 104 | Industries | 109 |
| Fund—Devaswom | 188 | " Wood | 56 |
| " State Provident | 213 | " Miscellaneous | 111 |
| " Road Development | 132 | Industrial Engineering | 109 |
| Game—protection of | 54 | " Schools | 113 |
| Ganja and Opium—system and | | Independence—Judiciary | 62 |
| sale of | 43 | Information—Department of | 199 |
| " Consumption of | 44 | Irrigation—Protective | 134 |
| Gardens—Public | 203 | " Productive | " |
| Gazette | 188 | " Kodayar | " |
| General Hospital, Trivan- | | Instructional Institutions— | |
| drum | 152 | Devaswoms | 188 |
| Geology | 108 | Insurance—State Life | 208 |
| Government—system of | 10 | Interportal Trade Convention | 46 |
| | | Jamabandy | 33 |
| | | Jails | 91 |

| | PAGE | | PAGE |
|--|-------|---|------|
| Jennikaram Settlement . | 33 | Malayala Brahmins—Special Schools for | 177 |
| Joint Stock Companies . | 119 | Malabar Era . | 5 |
| „ Certified Auditors . | 121 | Manures . | 99 |
| „ Foreign Companies . | 122 | Maps—Lithography . | 36 |
| Judicial system . | 60 | Markets . | 32 |
| Justice—Civil . | 67 | Marketing—agricultural . | 107 |
| „ Criminal . | 62 | Marthanda Varma—consolidation of Travancore . | 4 |
| Juvenile Offenders . | 63 | Maramat works . | 135 |
| Kettuthengu Deposit system . | 126 | Maternity and Child Welfare work . | 162 |
| Kodayar Irrigation System . | 124 | Matches—Excise duty on . | 48 |
| Kshatriyas—Special Schools for . | 176 | Medical Department . | 150 |
| Land Revenue Department . | 25 | Medical Aid—System of . | „ |
| Land rights—basis of . | „ | Medical institutions . | „ |
| Land—distribution of . | 29 | Medical Officers . | „ |
| Lands—registry of . | 30 | Medical relief . | 151 |
| „ for landless classes . | 31 | Medical education . | 152 |
| Land Acquisition work . | „ | Medical Inspection of Schools . | 162 |
| Land Records Maintenance . | 32 | Meetings of the Legislature . | 74 |
| Labour Commissioner . | 115 | Megalithic monuments . | 201 |
| „ conditions . | 117 | Mines and minerals Act . | 116 |
| Laboratory—Public Health . | 164 | Minerals . | 108 |
| Labour Corps, University . | 171 | Mineral Export . | 109 |
| Legislature— | 12,74 | Mint . | 195 |
| „ present . | 13 | Mahomedans—encouragement of . | 177 |
| „ Powers . | 16 | Mosques and churches—new . | 208 |
| Libraries and Reading Rooms . | 178 | Motor accidents . | 88 |
| Library—The Sri Chitra Central Hindu Religious . | 187 | Motor traffic . | 86 |
| Lithography—Maps . | 36 | Motor vehicles—registration of . | 87 |
| Life Insurance—Public Branch . | 208 | Mural painting . | 201 |
| „ Government Servants' Branch . | 210 | Municipalities . | 182 |
| Litigation—Civil . | 67 | „ Number . | „ |
| „ Original . | 68 | „ Area . | „ |
| Liquor—Foreign . | 43 | „ Population . | „ |
| Loans—agricultural . | 31 | „ Meetings . | „ |
| Lock-ups . | 93 | „ Finance . | 183 |
| Local Self-Government . | 181 | „ Incidence of taxation . | „ |
| Madras Government Technical Examinations . | 112 | Munsiffs' Courts . | 69 |
| Magistrates' Courts . | 63 | Museum . | 203 |
| „ Stipendiary . | „ | „ Archaeological . | 202 |
| Mail, Anchal . | 192 | Newspapers and Periodicals . | 199 |
| Maintenance—Land Records . | 32 | Nursing staff . | 151 |
| Malayalam Schools . | 174 | Offences—Excise . | 45 |
| Malaria . | 160 | Offenders—Women . | 63 |
| | | „ Juvenile . | „ |

| | PAGE | | PAGE |
|-----------------------------------|------------|--------------------------------|------|
| Opium and Ganja—system of sale of | 43 | Public Service | 206 |
| „ Consumption of | 44 | Public Works | 132 |
| Orphanages | 178 | Quality of work- courts | 72 |
| Paddy | 101 | Questions answered in the | |
| Painting - mural | 201 | Legislature | 80 |
| Pallivasal Hydro—Electric Project | 139 | Radio Broadcasting scheme | 142 |
| Paper Manufacture | 110 | Railways | 135 |
| Patents and Designs | 128 | Rainfall | 97 |
| Pepper | 102 | Reading Rooms | 178 |
| Periodicals and Newspapers | 199 | Recruitment—Judiciary | 62 |
| Personal Deposit Devaswoms | 188 | „ —Police | 83 |
| Physical Features of the State | 1 | Reformatory School | 175 |
| Plant Pathology | 99 | Referred Trials, High Court | 65 |
| Plant pests and plant diseases | 104 | Registration Department | 94 |
| Plague | 160 | Registry offices | „ |
| Policy - Abkari | 41 | Religion | 3 |
| „ Forest | 50 | Research work, | |
| Police Department | 82 | Development Department | 55 |
| Population | 2 | Research Institute, Central | 170 |
| Ports | 145 | Research—plant pathology | 99 |
| „ Situation of | „ | Resolutions of the Legislature | 80 |
| Port, Alleppey | „ | Revenue | 18 |
| Position of women | 3 | Revenue rights—land—fixity of. | 25 |
| Poultry Farming | 105 | Revenue settlement | 26 |
| Press, Government | 197 | „ Capital | 29 |
| Presses and Publications | 199 | „ Cases | 30 |
| Principles of Taxation | 26 | „ Excise | 40 |
| Produce—Minor—Forest | 52 | „ Customs | 46 |
| Proclamations | 10, 77, 78 | „ Forest | 49 |
| Proclamation, Temple Entry | 6 | Revisional work—Magistracy | 64 |
| Prospecting for minerals | 108 | Road Development Fund | 132 |
| Prosecutions by the Police | 84 | Ruler | 10 |
| „ by Municipalities | 183 | Ruling Family | 5 |
| Protection—Forest | 54 | Rural bridges | 56 |
| „ of Game | „ | Rural Sanitation | 163 |
| Provident Fund—State | 213 | Ryots' roads | 133 |
| Public Conveyance | 87 | Salt Revenue | 37 |
| Public Instruction | 166 | Salt—Home | 38 |
| Public Gardens | 203 | „ Foreign | 39 |
| Public Health Department | 157 | „ Consumption | „ |
| „ Formation of | „ | „ Sale prices of | 40 |
| „ Education | 163 | Salute | 5 |
| „ Laboratory | 164 | Sanitation—rural | 163 |
| Public Servants—prosecution of. | 63 | | |

| | PAGE | | PAGE |
|---------------------------------|------|-----------------------------|------|
| Savings Bank—State | 211 | Sugarcane | 102 |
| „ Anchal | 192 | „ manufacture of | 110 |
| Scholarships | 179 | Suits and appeals by | |
| School of Commerce, Alleppey | 112 | Government | 72 |
| Schools—Industrial | 113 | Survey | 35 |
| „ Survey | 36 | „ Special and cadastral | „ |
| „ Medical Inspection of | 162 | „ Schools | 36 |
| „ Malayalam and Tamil | 174 | Sylviculture | 53 |
| „ Special | 175 | System—Judicial | 60 |
| „ Training | „ | System of Government | 10 |
| „ for girls Technical | „ | „ of Voting | 15 |
| „ Sanskrit | 176 | Tamil schools | 174 |
| „ of a vocational character | „ | „ education | 175 |
| School, Reformatory | 175 | Tapioca | 102 |
| Scouting | 179 | Tax-Income | 36 |
| Season and Rainfall | 97 | „ Tree | 42 |
| Shashtiabdaparthi of the | | „ payment—form of | 28 |
| Dewan Sachivottama | | Taxation | 11 |
| Sir C. P. Ramaswami Aiyar | 7 | „ principles of | 26 |
| Service—Judicial—security of | 62 | Technical Institute, | |
| Sessions Courts | 64 | S. M. R. V., Nagercoil | 112 |
| Settlement—Jenmikaram | 33 | Technical Examinations, | |
| Shipping | 146 | Madras Government | „ |
| Situation and area of the State | 1 | Technical schools for girls | 175 |
| Small-pox | 160 | Telephone Exchange, | |
| Special classes, education of | 176 | Triyandrum | 142 |
| „ Kshatriyas | „ | Tenures—classification of | 27 |
| „ Malayala Brahmins | 177 | Temple Entry Proclamation | 4, 6 |
| Sri Chitra State Council | 14 | Timber—exploitation of | 51 |
| Sri Chitralayam | 204 | Titles conferred by | |
| Sri Chitra Home for the De- | | His Highness the | |
| stitute and the Infirm | 205 | Maharaja | 6 |
| Sri Mulam Assembly | 14 | Tobacco—cultivation of | 103 |
| Sri Mulam Shashtiabda- | | „ consumption of | 45 |
| poorthi Memorial Insti- | | „ system of supply and | |
| tute | 113 | „ sale of | 44 |
| Stamps | 58 | Toddy | 42 |
| „ manufacture of | „ | Trade—value of | 143 |
| State Provident Fund | 213 | „ carriage of | „ |
| Stipends | 179 | „ and Labour conditions | 117 |
| Stationery | 198 | Trade Disputes Act | 115 |
| Statue of His Highness | | Trade Unions Act | 116 |
| the Maharaja | 6 | Traffic—Motor | 86 |
| Studies—Oriental | 172 | Training Schools | 175 |
| Subsidiary Force—payment of | 4 | Transport Department | 193 |

INDEX

| | PAGE | | PAGE |
|--|------|---|------|
| Travancore compared with other States | 3 | Voting—system of | 15 |
| Treaties between Travancore and the East India Company | 4 | Visit of His Highness the Maharaj Rana of Dholpur | 7 |
| Tree tax | 42 | Vital Statistics, Public Health Department | 158 |
| Treatment—Ascu | 57 | Municipalities | 182 |
| Tribunals—Judiciary | 62 | War efforts | 8 |
| Trials referred | 65 | War purposes Central Committee | „ |
| Trunk Telephone | 142 | Water Works | 136 |
| Typhoid | 161 | „ Willingdon | „ |
| University, Travancore | 169 | „ Nagercoil | 138 |
| „ Institution and strength | „ | „ Alleppey | „ |
| „ Labour Corps | 171 | „ Shencotta | „ |
| Uplift of Backward communities | 129 | Weather—shipping | 146 |
| Urban Banks | 125 | Weights and Measures | 96 |
| Vaccination | 160 | Women offenders | 63 |
| Value payables—Anchal | 191 | Women's Societies— „ Co-operative | 126 |
| Veterinary Aid | 106 | Workmen's Compensation Act | 116 |
| Village Panchayat Courts | 69 | Workshops, P. W. D. | 135 |
| Village Panchayats | 184 | Zoo | 204 |
| Village Unions | „ | | |





4.10.16

1 - SEP 1952

