

KERALA

ENGLISH

READER



BOOK I



KERALA ENGLISH READER

BOOK I



*Prepared by the Committee
Appointed by
The Government of Kerala*

Price 60 nP.

1958

KERALA
ENGLISH READER
BOOK 1



Prepared by the Committee
Appointed by
The Government of Kerala



The Government of Kerala
1958

1958

Sta
11. 11. 11

2660

PREFACE

Book I of this Series has been prepared after careful study of the best recently produced text books. It follows the latest syllabus published by the Education Department of Kerala State, and contains over fifty essential sentence patterns suitable to young beginners. The word list consists of about three hundred words of which forty may be classed as recognition words.

The book is divided into five equal parts, and it is expected that two will be taken in the first term, two in the second and one in the last. Thorough revision of all sentence patterns must also be done in the last term. The scheme is as follows:—

Part I: Oral practise. The learning of sixteen sentence patterns using familiar commands and the present continuous tense. The letters of the alphabet in print script may also be learnt at this time.

Part II: Reading and writing begin now; writing consists of words and short sentences in print script. More words and structures are introduced. Pupils are now expected to use the interrogative themselves and not only to respond to it.

Part III: Linked handwriting begins at this time. The present simple tense is introduced and the past tense of the verb 'to be'.

Part IV: The past simple of other verbs and the future simple are introduced.

Part V: The three simple tenses are practised and a few easy combined structures are introduced. Revision.

It will be seen in Part I that the teachers' material is given on the left hand page and that the opposite page carries pictures and single letters only. This is to emphasize the point that at this stage pupils must not be made to read or to write whole words.

Many helpful suggestions are made to teachers in the note specially directed to them.

The Committee offers the book hoping that both children and teachers will find it pleasant and profitable to use.

2660

CONTENTS

	PAGE
✓ PART I	
(Lessons 1—16)	.. 1—24
✓ PART II	
(Lessons 17—30)	.. 25—63
✓ PART III	
(Lessons 31—45)	.. 64—106
✓ PART IV	
(Lessons 46—60)	.. 107—148
PART V	
(Lessons 61—70)	.. 149—176
Essential Words	.. 177—180

2000

CONTENTS

PART I

PART II

PART III

PART IV

PART V

PART VI

PART VII

PART VIII

PART IX

PART X

2660

PART I

LESSONS 1—16

(About six weeks)

TO THE TEACHERS.

The following notes are intended to remind you of what you doubtless learnt during your training:—

1. In the learning of language the psychological order is "Hear, speak, read, write". Therefore during the first five weeks, class work will be almost entirely oral, though the shapes and sounds of one or two letters may be taught in connection with each lesson.
2. Attempt only a little new work at a time, one new sentence structure and two or three new words in one lesson.
3. Drill new structures and words till they are well fixed in the pupils' minds. Pupils should be able to say a little sentence fluently, not halting and hesitating at every word.
4. The teaching of sentence structure must be your aim rather than the teaching of isolated words. All the structures learnt in the first five weeks will reappear in one place or another in later lessons. They can be written down then.
5. Teach new words in as many connections as possible. E.g. This pencil is red. It is a red pencil. The red pencil is long. The red book is on the table. Lila's skirt is red. These need not all be taught in one lesson.
6. Whatever you are teaching, give plenty of oral practice. Make sure that the children use their voices and speak out, singly, in groups, or all together.

7. When teaching new words, pay particular attention to pronunciation.
8. When teaching the letters, do not call them by their names, as 'pee', 'ef', 'aitch' etc. Teach only the sound for which the letter stands. Try to pronounce 'p', 'f', 'm', etc., without adding a vowel sound to the consonant sound. The names of the letters and their alphabetical order can be learnt later.
9. During the first five weeks, teachers may use commands and questions, but the class need not practise those sentence forms yet. They need only practise statements in answer to the teacher's words.
10. Use all possible aids to make the lesson interesting and to help the children's memories. Actions, objects and pictures are all usefull and also quick sketches on the blackboard.
11. Whenever possible arrange games and competitions to brighten up the study of language forms. Encourage the pupils to speak to each other, using the sentence patterns that they are learning.
12. Before teaching handwriting, read carefully the instructions printed on the covers of copy-books and carry them out.
13. Adapt the lessons to the circumstances of your own class, using the names of your own pupils in preference to the names printed in the book. Never expect a boy to read a sentence intended for a girl, nor a girl to read a sentence intended for a boy.

TEACHER'S PAGE.

LESSON 1.

Words: a pen, a pencil, a book. This is.
a bag, a bench, a desk. That is.

Structure: (1) This is a pen. That is a pen.
(Hold up a pen and say, 'This is a pen' several times. Make pupils listen first and then speak. Then call on the pupils one by one to show their pens and repeat the correct sentence.)

(Point to distant objects in turn and say, 'That is a book', laying proper stress on 'That' or 'book' as the case may be.)


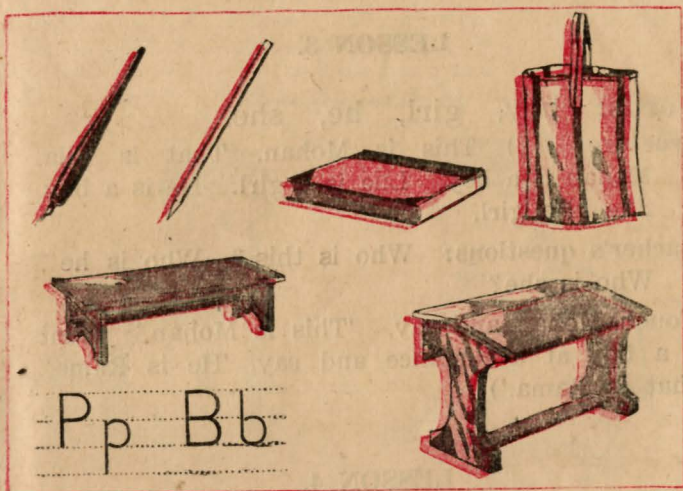
LESSON 2.

Words: room, table, chair, blackboard,
door, window, wall.

Structure:—(1) to be continued.

(This is.....That is.....)

Teacher's questions: What is this? — that?
(Pupils are not to ask these questions at this stage. They are only to give the correct answers.)



TEACHER'S PAGE.

LESSON 3.

Words: boy, girl, he, she.

Structure: (2) This is Mohan. That is Lila.

Mohan is a boy. Lila is a girl. He is a boy.

She is a girl.

Teacher's questions: Who is this? Who is he?
Who is she?

(Touch Mohan and say, 'This is Mohan.' Point to a boy at a distance and say, 'He is Rama'. 'That is Rama'.')

LESSON 4.

Words: my, your, box, shirt, skirt, cap.

Structure: (3) This is my box. That is your box. This is my shirt. That is your shirt. This is my cap. That is your cap.

(For girls) This is my skirt. That is your skirt.

Note : Most of our schools being mixed, the utmost care should be taken to address boys' questions to boys and girls' questions to girls.

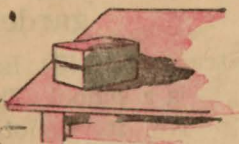
Teacher's command: Show me your box. Show my box.

Teacher's questions: Which is your box? Which is my box?

Ll Gg



Cc Ss



TEACHER'S PAGE.

LESSON 5.

Words: his, her, it, bat, ball, picture.

Structure: (4) This is Mohan. That is Lila.

This is his bat. That is her bat. It is his bat. It is her bat.

(Say: This is Mohan. This is a bat. This is his bat. It is his bat. It is Mohan's bat. It is his ball. It is Mohan's ball. It is his picture. It is Mohan's picture.)

Teacher's questions: What is this? (It is a bat.)
Whose bat is this? (It is Mohan's.)

Teacher's command: Show me Mohan's bat.

LESSON 6.

Words: yes, no, not, school, house, garden, playground.

Structure: (5) Is this a school? Yes, it is. It is a school. This is a school. Is this a house? No, it is not. It is not a house. It is a school.

Note: Begin the above structure with words previously taught. Is this a pen? Is that a pencil? (showing a pen.) Then proceed to each of the new words in turn.

Is this a garden? Is this a playground?

Hh



Yy Nn



TEACHER'S PAGE.

LESSON 7.

Words: father, mother, brother, sister, man, woman.

Structure: (6) This is Mohan's father. He is a man. That is his mother. She is a woman. Is this Mohan's father? Yes, it is. Yes, it is his father. Is this Mohan's mother? No, it is not. No, it is not his mother. It is his father.

(Similarly with other words 'brother' and 'sister').

Teacher's command: Show Mohan's father in the picture.

Teacher's questions: Whose father is this? Whose brother is this? etc.

LESSON 8.

Words: I am, you are, and, they, teacher, pupil.

Structure: (7) I am a teacher. You are a pupil. Mohan is a pupil. Gopi is a pupil.

(7a) Mohan and Gopi are pupils. They are pupils. They are not teachers. They are not men. They are boys. Santa is a pupil. Rani is a pupil. They are pupils.

Teacher's questions: What are you? (I am a pupil.) What am I? (You are a teacher.)

Ff

Mm



It It



TEACHER'S PAGE.

LESSON 9.

Words: colour, white, black, blue,, red, green, the, grass.

Structure: (8) This pencil is red. That is blue.
The blackboard is black. The wall is white.
This is grass. It is green. The grass is green. It is green grass.
The flower is yellow. It is a yellow flower.

Note: Use the same word in different contexts.
(See Note to Teachers.) This need not be done in one lesson.

Teacher's question: What colour is my pencil?



Teacher's command: Show me a blue pen.

LESSON 10.


Words: here, there, come, go, stand, sit.

Structure: (9) Krishnan, come here. Krishnan is coming here. Rani, go there. She is going there. Rani is there. Mohan is here. I am here. You are there. The teacher is standing here. Your books are here. His books are there.

Teacher's questions: What is Rani doing? Where is Rani? (here, there).



NOTE: Teacher should provide for red and blue pencils, a yellow flower and two or three blades of green grass before taking the lesson.



A a K k



TEACHER'S PAGE.**LESSON 11.**

Words: in, on, under, near, ink, inkpot.

Structure: (10) His book is on the table. My book is in my bag. Your bag is under the table. Ink is black. It is in the inkpot. The inkpot is on the table. It is near my pen.

Note : This is my book. This is the table. My book is on the table.

Teacher's questions: Where is the inkpot? Is it on the table?

LESSON 12.

Words: take, put, touch, now.


Structure: (11) Ganesh is taking the book. He is putting it on the table. Now the book is on the table. Lila, touch the table. She is touching the table.

Teacher's commands: Take your book, Ganesh. Put it on the table (under, near). Touch the desk, Lila.

Teacher's questions: What is Ganesh doing? Where is the book now?

Note : Teach the verb in the present continuous tense as the action goes on.

O o U u



Th



TEACHER'S PAGE.

LESSON 13.

Words: these, those, they, floor, at.

Structure: (12) These are pens. They are pens.

These are pencils. They are pencils.

(13) Those boys are at the door.

(13 a) They are not at the window.

Teacher's questions: What are these? (Showing various objects). Those are....

Where are those boys? Are they at the door?

Teacher's commands: Show the floor. Put the books on the floor. Sit on the chair.

LESSON 14.

Words: head, face, arm, hand, turn, left, right.

Structure: (14) I am touching my head. He is touching his face. She is turning to the right. Now she is turning to the left.

Teacher's commands: Show me your head; (face, arm, hand.) Show me your right hand. (This is my right hand. This is my left hand.) Turn to the right. Turn to the left.

Teacher's questions: Which is your left hand? Which is your right hand?

Dd Ch



TEACHER'S PAGE.

LESSON 15.

Words: open, shut, walk, run, an eye, an ear, a nose, a mouth, a leg, a foot.

Structure: (14) ———continued.

I am opening my book. I am shutting my book. I am walking on the floor. He is running in the playground.

Teacher's commands: Open the door. Shut the door. Show me an eye. Show me your eyes. Show me an ear (a nose, a mouth, a leg, a foot.) Show me your ears (nose, mouth, legs, feet.)

Note: (Practise the previous structures also as often as possible during a new lesson.)

LESSON 16.

Words: name, big, small.


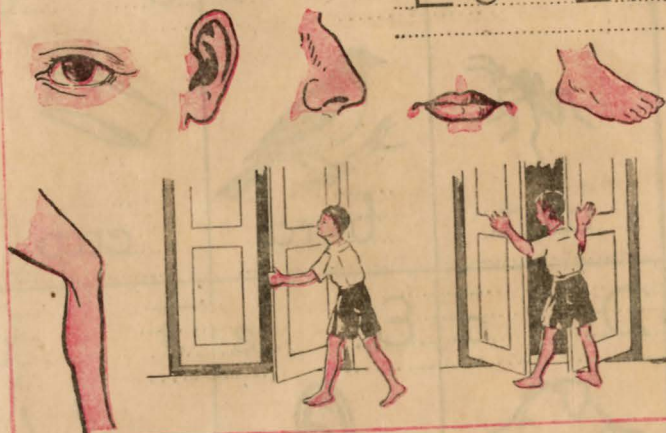
Structure: (15) My name is Ravi. I am Ravi.
(16) My school is big. My house is small.

Note: (Show big and small objects to teach 'big' and 'small'.)


Teacher's questions: What is your name? What is your father's name? Is your name Gopal? Is her name Rani?

(Elicit both affirmative and negative answers suitably.)






E e L l



box X



<p>A a</p>  <p>ant</p>	<p>B b</p>  <p>bird</p>	<p>C c</p>  <p>cap</p>
<p>D d</p>  <p>dog</p>	<p>E e</p>  <p>ear</p>	<p>F f</p>  <p>foot</p>
<p>G g</p>  <p>girl</p>	<p>H h</p>  <p>hand</p>	<p>I i</p>  <p>ink-pot</p>

<p>J j K k L l</p>  <p>jar</p>	 <p>key</p>	 <p>lock</p>
<p>M m N n O o</p>  <p>man</p>	 <p>nose</p>	 <p>ox</p>
<p>P p Q q R r</p>  <p>pot</p>	 <p>queen</p>	 <p>ring</p>

S

s

T

t

U

u



sun



tree



umbrella

V

v

W


w

X


x



van



well



box

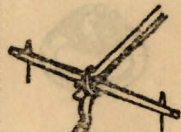
Y

y

Z

z


Ch




yoke




zoo



chair





PART II

LESSONS 17—30

(About six weeks)

All the words and structures used in the lessons of Part I will be found again in one form or another in the following lessons.

The exercises that follow the lessons are of the greatest importance and must be done carefully, first orally and then in writing. The first exercise of each group is based on the preceding lesson. Later exercises may contain material from earlier lessons, and familiar words (e.g. *car*) not included in the vocabulary. There will also be questions requiring answers in the same form as sentences in the book but requiring also a little common sense and adaptation. This is done purposely, to encourage reality and to avoid mechanical answers.

Teachers are of course expected to adapt the proper names in the book to those prevalent in their classes.

Teachers will also see to it that pupils do not spoil the value of the exercises by scribbling into their text-books the answers to the questions.

All written work should be done in print-script till the end of the first term. Unlined books must not be used in this standard. Four-lined books are best. Teachers should read carefully the instructions in the copy-books.

LESSON 17

What ?

What is this ?

It is a box.

What is that ?

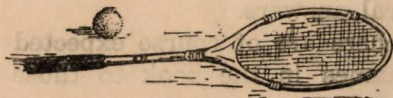
It is a bag.

What is in the bag ?

My pen is in it.

My book is in it.

My pen and my book are
in it.



What are these ?

Those are balls.

What are those ?

They are bats.

They are on the floor.

Exercises

I. ✓ Fill in the gaps with the right words given in brackets:—

1. What is —? (this, these)
2. What is —? (that, those)
3. What — that? (is, are)
4. What — those? (is, are)
5. Those are — . (a book, books)
6. They are — . (a pen, pens)

II. Let pupils read a question and its answer from the following tables :

What is	this ?
	that ?

This That	is	a book.
		a bag.
		a box.
		a pen.
		a pencil.
		a table.
		a chair.

What are	these ?
	those ?

These Those	are	books.
		bags.
		boxes.
		pens.
		pencils.
		tables.
		chairs.

III. ✓ Frame questions for the following :—

1. This is a book.
 2. These are books.
 3. Those are pens.
 4. The book is on the table.
 5. The bag is on the floor.
-

LESSON 18

That is Mohan.

That boy is Mohan.

He is Mohan.

His name is Mohan.

It is Mohan.

What is my name ?

Your name is Mohan.

What is your name ?

My name is Rajan.

What is your father's name ?

My father's name is Gopal.

What is he ?

He is a clerk.

My brother is Gopi.

My sister is Lila.

Her name is Lila.

—
Exercises

I. ✓ Fill in the gaps with the right words given in brackets :—

1. My name — Gopal. (are, is)
2. — is Lila. (he, she)
3. — father's name is Govind. (I, my)
4. — brother is Rama. (he, his)
5. They — Mohan and Gopal. (are, is)

II. ✓ Answer the following :—

1. What is his name ?
2. What is her name ?
3. What is my name ?
4. What is your father's name ?
5. What is your brother's name ?
6. What is that boy's name ?

III. ✓ Supply the missing words :—

1. — name is Rajan.
2. — name is Rani.
3. My — is Gopal.
4. I — Gopal.
5. Rajan is my — .
6. Rani is her — .

LESSON 19

Is this ?	Are these ?
-----------	-------------

Is this a book ?

Yes, it is.

It is a book.

Is this a cup ?

No, It is not. It is not a cup.

It isn't a cup. It is a jar.

Is that boy Krishna ?

No, he isn't Krishna.

He is Ganesh.

Is she Rani ?

Yes, she is.

She is Rani.

Is that girl Sita?

No, she isn't.

She is not Sita.

She is Santa.

Are these pens ?

Yes, they are.

They are pens.

Are they desks ?

No, they are not.

They are not desks.

They are benches.



Exercises

I. ✓ Answer the following :—

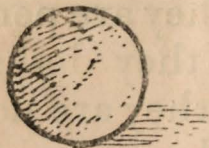
(Give both affirmative and negative answers.)

1. Is this a table ?
2. Is this boy Ravi ?

3. Is **this** your house'?
4. Are **they** your books?
5. Is **it** a ball?
6. Are **these** boys?
7. Is **that** a garden?
8. Are **these** Govind's note-books?
9. Are **those** girls sisters?
10. Is **Lila** your sister?

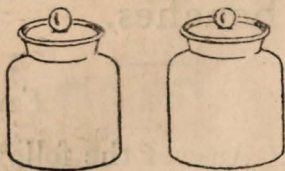
II. Read a question from the tables below and give its answer:—

Is this	a cup?
	a jar?
Is that	a garden?
	a ball?
Is it	a bench?



Yes, it is.
No, it is not.

Are these	cups?
	jars?
Are those	gardens?
	balls?
Are they	benches?




Yes, they are.
No, they are not.

III. ✓ Fill in the gaps with 'is', 'are' or 'yes':—

1. — this a book ?
2. —, it is a book.
3. — that a cup ?
4. —, it is a cup.
5. — these balls ?
6. Yes, they — balls.
7. — Sita and Lila girls ?
8. — you a boy ?
9. — she a girl ?
10. —, they are boys.

LESSON 20



What colour is your shirt ?
My shirt is white.

What colour is Govind's
shirt ?

It too is white.

What colour is Rani's
skirt ?

It is blue.

Sita's skirt too is blue.

Is the flower blue ?

No, it is not. It is yellow.

Is this stick long ?

Yes, it is. It is long.

Is it short ?

No, it isn't.

No, it is not short.

It is long.

Is the long stick on the
bench ?

No, it is not.

It is on the table.

Is the short stick on the table ?

Yes, that too is on the table.

—

Exercises

I. ✓ Answer the following after looking at the objects :—

1. Is the wall white ?
2. Is your pencil blue ?
3. Is your box red ?
4. Are those desks green ?
5. Are these skirts blue ?
6. Is this a long bench ?
7. Is that a short desk ?

II. ✓ Make questions for the following :—

1. That is a yellow flower.
2. No, it is not red.
3. This wall is white.
4. Yes, the flowers are red.
5. The long stick is on the table.
6. The short stick is on the desk.

III. Read as many sentences as you can from the following table :—

The red pencil	is	on the table. under the table.
The blue pencil	is not	near the table. in the bag.

IV. ✓ Put a yellow box on the table. Ask the following questions :—

1. Is the box yellow ?
2. Is it a yellow box ?
3. What colour is the box ?
4. Where is it ?
5. Is it under the table ?

✓ LESSON 21


The rose is red,
The sky is blue,

Honey is sweet,
And so are you.



LESSON 22

Who is.....?



Look there.

A boy is running.

A girl too is running.

Who is that boy?

It is Rajan.

Who is that girl?

It is Rani.

Who is looking at them ?

Their father is looking at them.

Their mother too is looking at them.

Their father and mother are looking at them.

Rajan is Rani's brother.

Rani is Rajan's sister.

Who is their father ?

Their father is Mr. Suresh.

Exercises

I. Read a question and its answer from the following table :—

Who	am I ?
	are you ?
	is he ?
	is she ?
	are they ?

I am	Ravi and Rani.
You are	Rama.
He is	Lila.
She is	Sita.
They are	Gopi.

II. ✓ Fill in the gaps in the following sentences with 'is', 'am' or 'are' :—

1. Who — she ?
2. Who — I ?
3. Who — they ?
4. Who — that boy ?
5. Who — your father ?
6. Who — his teacher ?

III. ✓ Ask as many questions as possible to get the following sentences as answers :—

1. Rajan and Rani are standing.
2. Their father and mother are looking at them.

IV. ✓ Answer the following questions :—

1. Who is standing ?
 2. Who is sitting on the floor ?
 3. Who is reading English ?
 4. Who is taking the book ?
 5. Who is looking at the blackboard ?
 6. Who is Rajan's sister ?
 7. Who is Rani's brother ?
 8. Two boys are running. Who are they ?
-

LESSON 23

doing	reading	writing
-------	---------	---------


Krishna is reading.

What is he doing?

He is reading.

Gopi too is reading.

Krishna and Gopi are reading.



What are they doing?

They are reading.

What are they reading ?

They are reading English.

They are not reading Hindi.

Look at Kamala and Vimala.

What are they doing ?

They are writing.

They are not reading.

What are they writing ?

They are writing Hindi.

They are not writing English.

Is Krishna writing ?

Are Krishna and Gopi writing ?

Is Kamala reading ?

Are Kamala and Vimala
reading ?

Exercises

- I. Read as many sentences as you can from the following table :—

I		
You	are	reading.
He	am	
She	is	writing.
They		

- II. ✓ Answer these questions :—

1. What is Krishna doing?
2. What is Gopi doing?
3. What are Krishna and Gopi doing?
4. Are they reading English?
5. Are you reading Hindi?
6. Is he reading his book?
7. Is Kamala writing?
8. Is Vimala writing?
9. Are they writing?
10. Are they writing Hindi?

- III. ✓ Supply the missing words :—

1. The boys — reading English.
2. The teacher — writing Hindi.
3. Raju is standing. — is not sitting.
4. Rani is reading. — is not writing.
5. Are you looking — the blackboard?
6. She is reading. Are you — reading?

LESSON 24

here	there	old	new
------	-------	-----	-----

Whose...?

Rama, here is a
picture.

Whose is it?

It is my picture.

There is an ink-
pot on the table.

Whose is it?

It is Gopal's.

It is his ink-pot.

Look at Rama's book.

It is old.

It is an old book.

His book is old.

Santa's book is not old.

Her book is new.

It is a new book.



Whose book is old ?
 Whose book is new ?
 Santa, is your book old ?
 Is Rama's book new ?

Exercises

1. Read as many questions and answers as you can from the following tables :—

Whose	book	is this ?
	bag	
	pen	is that ?
	pencil	

This is	my	book.
That is	your	bag.
	his	pen.
It is	her	pencil.
	Rani's	

Whose	books	are these ?
	bags	
	pens	are those ?
	pencils	

These are	my	books.
	your	bags.
	his	pens.
Those are	her	pencils.
	our	
	their	
	Rani's	

II. ✓ Six words are given below. Write as many correct sentences as you can with them. You can join some or all of them in any way you like.

Santa's, is, old, not, book, red.

III. ✓ 'Gopal is putting a new pen on the table'.
Fill in the gaps with the right question words :—

1. — is putting a new pen on the table ?
2. — is Gopal putting on the table ?
3. — is he putting the new pen ?

IV. ✓ Answer these questions on Gopal and his pen :—

1. Is the pen new ?
2. Is it an old pen ?
3. Is he putting the new pen on the floor ?
4. Is Gopal taking the new pen ?
5. Is Rama putting the new pen on the table ?
6. Where is the new pen now ?

LESSON 25

Where is... ?

Where are... ?

My book is in my
bag.



Your book is on
the desk.

The chair is near the wall.

Where is Ravi's pen ?

It is under his book.

It is not on his
book.



It is not near his book.

Where is Raji's toy ?

It is in her bag.

It is not in her hand.

Where is the map ?

It is on the wall.

Where are our books ?

They are on our desks.

Where are their pens ?

They are in their pockets.

Are our pencils on our desks ?

Are the teacher's books on the desk ?

Exercises

I. ✓ Answer the following :—

1. Where is your pen ?
2. Where is the window ?
3. Show me the blackboard. Where is it ?
4. Where are the teacher's books ?
5. Where is Santa's bag ?
6. Where are the benches and the desks ?

II. ✓ Put your book near Govind's box.

1. What are you doing ?
2. Where are you putting your book ?
3. Whose box is near your book ?
4. Whose book is near Govind's box ?
5. What is near Govind's box ?
6. Are you putting your pencil near Govind's box ?

III. Read as many questions and answers as you can from the following tables :—

Where is	he ?
	she ?
	Ravi ?
	Ravi's book ?

He	is	here.
She		
Ravi		there.
Ravi's book		

Where	is	your books ?
		my pen ?
		their pencil ?
	are	our balls ?

My book	is	in	the bag.
Your pen		on	
Their pencils	are	near	the box.
Our balls		under	

LESSON 26

has	have	only	every
-----	------	------	-------

How many... ?

This is my head.

I have only one head.

You too have only one head.

You have two eyes and two ears.

Gopal too has two eyes and two ears.

He has only one nose.

Every boy has a nose.

Every boy has a mouth.

Every boy has one head, two eyes, two ears, a nose and a mouth.

How many eyes have you ?

How many ears has Rama ?

How many noses has Rani ?

Have you two ears ?

Has Devi two mouths ?



Exercises

✓ Answer the following :—

1. How many eyes have you ?
2. How many mouths has he ?
3. How many legs has the table ?
4. How many boys are there in your class ?
5. How many walls has a room ?
6. How many chairs and tables has every class-room.
7. How many noses has Rani ?
8. How many arms and hands have you ?


II. Read as many sentences as you can from the following table :—

I	has	a head.
You		two eyes.
We		one nose.
He	have	two arms and two hands.
She		four legs.
They		two feet.
It		

III. ✓ Fill in the gaps with 'has' or 'have' :—

1. Rama — a pen.
 2. We — pencils.
 3. They — books.
 4. Every boy — a pen.
 5. Every class-room — a table.
 6. Lila — a bag.
 7. Rani — two note-books.
 8. Gopal — a bat. We too — bats.
-

✓ LESSON 27 Ⓟ



Jerry Hall

He is so small,

A rat could eat him

Head and all.

LESSON 28

all	some	others
-----	------	--------

This room has three windows
and a door.

Our rooms have three windows
and a door.

Every class-room has a chair
and a table.

All class-rooms have chairs and
tables.

All chairs have legs.

Some chairs have arms too.

All boys and girls have books.

Every boy and girl has a book.

Some boys are reading.

Others are writing.

All girls have pencils.

Some girls have pencils and pens.

Some pencils are long.

Others are short.

Some books are new.

Others are old.

Not all books are old.

Not all books are new.

Has every boy a pencil ?

Have all boys pens ?

Exercises

I. Fill in the gaps with 'all' or 'every' suitably :—

1. — boys have pencils.
2. — boy has a pencil.
3. — class-rooms have blackboards.
4. — table in my house has four legs.
5. — girls have toys.
6. — these books have pictures.

7. There is a chair in — room.
8. There is a teacher in — class.
9. There are tables and chairs in — class-rooms.
10. There are forty pupils in — class.

II. Write sentences to match the following:—

e. g., Some boys have red shirts.
Others have blue shirts.

1. Some girls have white skirts.
2. Some class-rooms have no tables.
3. Some benches are long.
4. Some books are big.
5. Some pupils are reading.
6. Some boys are writing Hindi.
7. Some cups are old.
8. Some girls are running in the playground.

III. Turn the following statements into questions:—

e. g., Every class-room has a chair.
Has every class-room a chair?

1. Every boy has two eyes.
2. Every room has two windows.
3. Every face has a nose.
4. Every man has a house.
5. All schools have gardens.
6. All chairs have legs.

LESSON 29

right	left	touch
-------	------	-------

Which.... ?

I have two hands.

This is my right hand.

Which is your left hand?

You have two feet.

Which is your right foot?

Which is your left foot?

Touch your right
foot with your
left hand.

Touch your left
leg with your
right hand.



What are you doing?

Are you touching your left
foot?

Show me your right arm.

Which is your left arm?

Put your right foot on the
bench.

Where is your right foot now?

Which foot is on the bench?

Which foot is on the floor?

Take your red pencil.

Which pencil are you taking?

Put it on the desk.

Which pencil is on the desk?

Exercises.

- I. Fill in the gaps with the right words from the list given below :—

am, have, my, which, is, his,
look, red, are.

1. I — two hands.
 2. I — putting — right foot on the bench.
 3. He — touching — left arm.
 4. — is your right leg?
 5. Take your — pencil.
 6. Which — — you taking?
- II. Read as many sentences as you can from the following table :—

I am You are He is She is Mary is They are	touching	your right hand. my left arm. his head. their legs. her right foot.
---	----------	---

- III. Answer the following :—

1. Which is your pencil?
2. Which is Rama's house?

3. Which boy is Krishna ?
 4. Which pencil is red ?
 5. Which is Rani's toy ?
 6. Which is your class-room ?
 7. Which girl is Lila ?
 8. Which is your English book ?
-

LESSON 30

can	cannot
-----	--------

There is a map on the wall.

Govind, can you see it from there ?

Yes, I can. I can see it from here.

It is big. It is a big map.

There are some pictures on the table.

Can you see them from there ?

No, I cannot. I cannot see
them from here.

They are small.

They are small pictures.

The big map is on the wall.

The small pictures are on the
table.

Can you see my pen ?

No, I cannot see it.

It is in your pocket.

Can you read Hindi ?

Yes, I can. I can read Hindi.

Can you tell a story ?

No, I cannot. I cannot tell a
story.

Exercises.

- I. Read a question and its answer from the following tables :—

Can	I	read	English ?
	you		Hindi ?
	he	write	Tamil ?
	she		Malayalam ?
	we		
	they		
	Raju		
	those boys		

Yes,	I	can read	English.
	you		
No,	he	cannot read	Hindi.
	she		
	we	can write	Tamil.
	they		
	Raju	cannot write	Malayalam.
	those boys		

- II. Make questions to get the following answers :—

e. g. Suresh can read English.

Can Suresh read English ?

1. I can write Hindi.
 2. He can tell a story.
 3. You can go.
 4. She can see the picture.
 5. The boy can run.
 6. They can put the small picture on the table.
-

PART III

LESSONS 31—45

(The first half of the second term)

Classes are expected to begin Part III after the Onam holidays. Most pupils should be ready to progress from print-script to the linking of letters in a word. Teachers should read carefully the instructions printed in the First Copy-book.

With regard to the alphabet printed on the next page, children may now be taught the *names* of the letters and their proper order. They may be encouraged to decorate the vowels A, E, I, O and U with colour or in any way they like in order to differentiate vowels from consonants.

	A	
B	C	D
	E	
F	G	H
	I	
	J	K
L	M	N
	O	
	P	Q
R	S	T
	U	
	V	W
X	Y	Z

LESSON 31

first	next	last
-------	------	------

There are seven days in the week.

What are they ?

They are Sunday, Monday, Tuesday, Wednesday, Thursday, Friday, and Saturday.

Sunday is the first day.

Monday is the next day.

Saturday is the last day.

Saturday and Sunday are holidays.

The others are not holidays.

How many days are there in the week ?

Which are the holidays ?

Which is the first day of the week ?

Which is the last day of the week ?

Exercises.

I. Answer the following :—

(Show the class time-table and ask the following questions).

1. Which is the first day in the time-table ?
2. Which is the next day ?
3. Which is the last day ?
4. How many days are there in the time-table ?
5. Is Saturday there ?
6. Is Sunday there ?
7. What are the holidays in the week ?
8. How many holidays are there ?
9. How many days are there in the week ?
10. What are they ?

II. Frame questions to get the following answers :—

1. Gopi is the first boy in the class.
2. Govind is the last boy.
3. There are thirty boys in our class.
4. Not all boys are in class today.
5. Some boys are at home.
6. Three boys and four girls are at home.
7. The other boys and girls are here.
8. English is the first lesson every day.

III. Fill in the gaps :—

1. We have — holidays in the week.
2. Monday is — a holiday.
3. It is not the — day in the week.
4. Saturday is the — day in the week.
5. We cannot see Saturday in the — .

IV. What is the last letter in 'Monday' ?

V. What days begin with (1) 'T' (2) 'S' and (3) 'W' ?

LESSON 32

please	thank you
give	get
to	from

Good morning, Mohan.

Good morning, Rajan.

Rajan: Please give me your book.

Mohan: Here it is.

Rajan: Thank you.



Gopi, please get a pen from Rama.

What are you doing ?

I am getting a pen from
Rama.

Gopi, give back the pen to
Rama.

What are you doing now ?

I am giving back the pen to
him.

I am giving his pen to you.

Rama is giving his pen to me.

Who is getting the pen from
Rama ?

What is Rama giving to Gopi ?

Is Gopi giving the pen to
Rama ?

Is Rama getting the pen from
Gopi ?

Exercises.

- I. 'Mohan's father is giving a pen to him.'

Ask as many questions as you can on the statement given above.

- II. Answer the following :—

1. Can you get a pencil from Rama ?
2. Can you give your pen to Gopal ?
3. Can you give your book to my sister ?

(Use action or picture.)

4. Who is giving the picture to the boy ?
5. Who is getting it ?
6. Where is the picture ?

- III. Read as many sentences as you can from the following tables :—

I	am giving	a book	to Gopi. to Rani.
We			
You	are giving	a pen	
He			
She	is giving	a picture	
They			

I	is getting	a book	from Gopi.
We			
You	are getting	a pen	from Rani.
He			
She	am getting	a picture	
They			

IV. Fill in the gaps and read as many sentences as you can :—

Rani	is walking to	—	—
		—	—
		—	—
Mary		—	—
		—	—

LESSON 33

say	laugh	happy
-----	-------	-------

Look at this picture.

There are two boys in it.

One of them
is Sam.

The other is
Tom.

They are on
a road.



It is morning.

What is Sam doing?

He is saying,

‘ Good morning, Tom.’

Tom too is saying,

‘ Good morning.’

Now it is afternoon.

They are in the playground.

Tom is saying,

‘ Good afternoon ’ to Sam.

Sam too is saying,

‘ Good afternoon.’

The two boys are laughing.

They are happy.

Exercises

I. Answer the following :—

1. How many boys are there in the picture ? (Show it.)
2. Who are the two boys ?
3. Where are they ?
4. What time is it ?
5. What is Sam saying ?
6. What is Tom saying ?
7. Where are they in the afternoon ?
8. Are they happy ?

II. Read as many sentences as you can from the table given below :

Tom	is saying	'Good morning'	to his
Sam			teacher.
Boys	are saying	'Good afternoon'	to their
Girls			teacher.

III. Fill in the gaps with suitable words :—

1. Gopal — saying, ' Good morning.'
2. He is saying, ' Good morning, Sir ' — his teacher.
3. They — saying, ' Good afternoon, Sir ' to their teacher.
4. The two boys are — a road.
5. — the afternoon they are in the playground.
6. The two boys are — .

IV. ' Head ' is a part of the body.

Name five other parts of the body.

V. ' Yellow ' is a colour.


Name four other colours.

VI. A ' bench ' is a thing in your class-room.

Name six other things in your class-room.

LESSON 34

Pandit Nehru



This is a picture of Pandit
Nehru.

Can you see him in it ?

He is a great man.

He is the Prime Minister of
India.

He is our Prime Minister.

Who is standing by his side ?

It is his daughter.

Her name is Indira.

Her two sons are also in the
picture.

One of them is Rajeev.

The other is Sanjeev.

They are playing with their
toys.

Sanjeev has a toy horse.

Rajeev has a toy car.

They are smiling.

Exercises

I. Read as many suitable questions as you can from the following table :—

Can	I you he she they	see	Pandit Nehru ? me ? you ? him ? her ? them ?
-----	-------------------------------	-----	---

II. Read as many right answers as you can to the above questions from the following table :—

Yes,	I you he she they	can see	Pandit Nehru. me. you. him. her. them.
No,		cannot see	

III. Fill in the gaps with the right words given in brackets :—

1. Pandit Nehru is a — man. (great, big, small)
2. He is the Prime Minister — India. (in, of, on)

3. His daughter is standing near — .
(he, his, him)
4. — name is Indira. (she, her)
5. Sanjeev — a toy horse. (have, has)
6. His — has a toy car. (sister, brother)


✓ LESSON 35 *P.*



Rain on the grass,
And rain on the tree,
And rain on the house-top
But not on me!

LESSON 36

words sentences



Here is a **class-room**.
There are boys and girls in it.
They are the pupils of this
class.
Their teacher is standing by
the blackboard.

He is teaching English.

He is writing some words and sentences on the black-board.

He is asking some questions.

The pupils are giving the answers.

They are learning English.

They are good pupils.

Exercises

- I. Read as many suitable questions as you can from the following table :

Am	I	asking questions ?
	we	
	you	
Is	he	
	she	
Are	they	
	teachers	

II. Read suitable sentences, as many as you can, from the table below :—

I	are	giving answers.
We		
You	is	
He		
She	am	
They		

III. 'Our teacher is writing on the black-board with chalk.'

Ask three suitable questions on the statement given above :—

IV. Fill in the gaps suitably with words from the brackets :—

1. Here — a book. (are, is)
2. I — here. (is, am)
3. There — a book and a pen on the table. (is, are)
4. — the teacher teaching. (are, is)
5. The — are giving their answers. (pupil, pupils)
6. The teacher is standing — the blackboard. (in, by, on)

LESSON 37

The Thirsty Crow



What is this bird ?

It is a crow.

What colour is it.

It is black.

All crows are black.

This crow is thirsty.

It is standing on a jar.

It is looking into the jar.

What can it see ?

It can see some water in the jar.

What colour are crows ?

Is this crow thirsty ?

Where is it standing ?

Can the thirsty

crow get at

the water ?

No, it cannot.

It cannot

drink water

from the jar.



It is picking up a small stone.

It is putting it into the jar.

Now it is picking up another
little stone.

It is putting it into the jar.
The crow is doing it again
and again.

Can the crow drink water
from the jar?

What is it picking up?

Where is it putting the
stones?



Now the water
in the jar is
rising.

The thirsty crow
is putting its
head into the
jar.

Now it can drink the water.
It is drinking it again and
again.
It is not thirsty now.

Is the water rising in the
jar ?

Is the crow drinking it ?

Is it thirsty now ?

Is this a good story ?

Yes, it is.

—

Exercises

I. ✓ Answer the following :—

1. Where is the crow standing ?
2. What is it looking into ?
3. What is there in the jar ?
4. Can the crow get at it ?
5. What is the bird putting into it ?
6. What is the water doing ?
7. Can the crow drink it now ?
8. Is the crow thirsty now ?

II. Read as many sentences as you can from the following table ?

There is	some	water	in the jar.
		ink	in the inkpot.
		tea	in the cup.
There are		stones	in the room.
		books	on the table.
		boys	in the playground.

III. Fill in the gaps suitably :—

1. The crow is — .
2. It is — — some stones.
3. It is putting — into the jar.
4. The water in the jar is — .
5. The crow is drinking — .

LESSON 38

to	from
----	------

Paul, show me your hands.

These are my hands.

Hold up your hands.

I am holding up my hands.

What is Paul doing ?

He is holding up his hands.

Put down your hands, Paul.

He is putting down his hands.

George, stand up and walk to
the door.

He is walking to the door.

Walk from the door to the
window.

He is walking from the door
to the window.

Gopi, clean the blackboard.
 He is cleaning the blackboard.
 Go back to your seat.
 What is he doing ?

Exercises.

- I. Read as many sentences as you can from the table below :—

I am	walking from	the door	to	the window
We are		the wall		the table
You are		the bench		the chair
He is		the classroom		the play-
She is				ground
They are		the house		school
Boys are				

- II. 'Gopi and Jayam are holding up their hands.'

Ask three suitable questions on the above statement.


III. Read as many commands as you can from the table below :—


Show	me	your head
	us	my face
	him	his arms
	her	her feet
	them	their legs

✓ IV. Fill in the gaps suitably :—

1. — am holding up — hands.
2. — is putting down — hands.
3. — are touching — heads.
4. She — walking to the — .
5. Lila and Rani — reading English.

—





NOTE: Teacher should equip himself with a National flag (Tri-colour) before attempting to teach this lesson.

LESSON 39

Flag	Country	Free
------	---------	------

This is a flag.

It is the flag of free India.

It is the flag of our country.

It has three colours.

What are they ?

They are orange, white and
green.

What is there on the flag ?

There is a wheel on the flag.

What colour is the wheel ?

It is blue.

Exercises

- ✓ 1. Fill in the gaps with the right words from the list below :—

what	there	whell	not
the	of	blue	colour.

1. It is — flag — free India.
2. — are they ?
3. — is a — on the flag.
4. What — is the wheel ?
5. It is —.
6. It is —red.

- II. Ask three questions about the flag of our country.

—

✓ LESSON 40 (P)

One, two,
 Three, four, five,
 Once I caught a fish alive.
 Six, seven,
 Eight, nine, ten,
 Then I let it go again.

—

LESSON 41

was	were	today
-----	------	-------

yesterday

My bag is on the table.

I am putting it under the table.

Now it is under the table.

It was on the table.

Now I am holding my bag.

It was under the desk.

There are some things in my
bag.

What things are there in it?

There are a book and a pencil
in it.

I am taking them out.

I am putting them in my box.

My book and my pencil are
now in my box.

They were in my bag.

Rama is now walking.

He was standing.

Santa is now reading English.

She was reading Hindi in the
morning.

Today I am here.

Yesterday I was at home.

—

Exercises

- I. Read as many suitable sentences as you
can from the table below :—

I	is		
We		here	today.
You	was		
He		there	
She	am		
It	were	at home	yesterday.
They			
Rajan and Rani	are		

I. Fill in the gaps with the right words in brackets :—

1. The book — here yesterday. (is, was)
2. The pen and the pencil — there yesterday. (are, were)
3. — I am here. (today, yesterday)
4. He — at home yesterday. (was, is)
5. Now my book is on the table.
Yesterday it — in my box. (is, was)
6. In the morning I was going to school.
Now I — going home. (was, is, am)

III. Fill in the gaps suitably and read as many sentences as you can from the table below :—

Today	I	—	reading English.
	you	—	
Yesterday	he	—	reading Hindi.
	she	—	
	they	—	
	Rani	—	

LESSON 42

read	reading
------	---------

sleep	sleeping
-------	----------

I am reading my lessons now.

I read my lessons every day.

They are playing games now.

They play games every day.

The little boy is sleeping now.

Every day he sleeps at this time.

Boys are going to school now.

They go to school every day.

The cow is eating grass now.

Every day it eats grass.

Lila and Rani are drinking
tea now.

They drink tea every afternoon
after school.

Exercises

1. Read as many sentences as you can from the table below :—

Now	I am we are you are he is she is they are Devi is	reading English
-----	---	-----------------

Every day	I we you he she they Devi	read reads	English
-----------	---	-------------------	---------

- II. Write three sentences telling what you do every day.

e. g. I go to school every day.

III. Fill in the gaps with the right words from the brackets :—

1. Gopal — Hindi every day. (write, writes)
2. Boys — foot-ball. (plays, play)
3. She — in the garden. (run, runs)
4. Some girls — to school by bus. (goes, go)
5. I — to school every day. (walks, walk)
6. We — at night. (sleep, sleeps)

LESSON 43

see	hear	smell
-----	------	-------

These are my eyes.

I see with my eyes.

These are my ears.

I hear with my ears.

This is my mouth.

I eat with my mouth.
I smell with my nose.
I write with my hands.
I walk with my legs.

We write with our pencils.
Boys and girls write with their
pens or pencils.
They cannot write without pens
or pencils.
The teacher cannot write on the
blackboard without chalk.

Can you see without eyes ?
Can you hear without ears ?

—

Exercises.

[I. Answer the following :—

1. What do you see with ?
2. What do you hear with ?
3. What do you do with your legs ?
4. What do you do with your nose ?
5. Do you eat with your mouth ?

II. Rewrite the following as shown below:—

e. g. I can walk with my legs.

I cannot walk without my legs.

1. I can see with my eyes.

I.....

2. You can hear with your ears.

You.....

3. He can smell with his nose.

He.....

4. We can eat with our mouths.

We.....

5. Our teacher can write on the blackboard with chalk.

Our teacher.....

.....

II. Fill in the gaps suitably :—

1. Rani is reading — or — .

2. He is taking a — or a — from the desk.

3. There is a — or a — in the bag.

4. He has a — or a — .

5. She is drinking — or — .

6. Gopi has a — pencil or a — pencil.

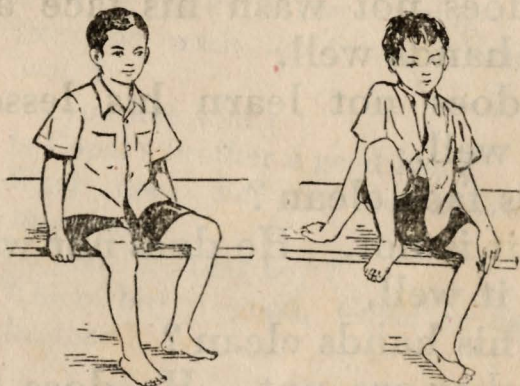
LESSON 44

do

do not

does

does not



Look at this picture.

You see two boys in it.

Do you know them?

They are Gopal and his brother.

Gopal is a good boy.

He gets up in the morning.

He washes his face and hands.

His face and hands are clean.

He learns his lessons well.

We like him very much.

Gopal's brother does not get
up in time.

He does not wash his face and
hands well.

He does not learn his lessons
well.

Is his face clean ?

No, it is not. He does not wash
it well.

Are his hands clean ?

No, they are not. He does not
wash them well.

Is he a good boy ?

No, he is not. He is not a
good boy.

Do you like him ?

No, we do not. We do not
like him.

Exercises.

I. Answer the following :—

1. How many boys do you see in the picture ?
2. Who are they ?
3. Is Gopal a good boy ?
4. Does he get up in the morning ?
5. Does he wash his face and hands well ?
6. Do you like him ?
7. Is Gopal's brother a good boy ?
8. What does he not do in the morning.
9. Do you like that boy ?
10. Which boy is good, Gopal or his brother ?

II. Read as many sentences as you can from the following table :—

I		read Hindi.
We		play games.
You	do not	write on the blackboard.
He		drink tea.
She		take the book.
They	does not	open the doors and windows.
Rajan		

III. Fill in the gaps with 'do' or 'does' :—

1. — you play in the morning ?
2. — Govind write English ?
3. — they go home ?
4. — Rani and Devi walk to school ?
5. What — the boy do with his pencil ?
6. What — they do with balls ?
7. Where — your father go every day ?
8. Where — boys and girls play ?

LESSON 45

A Clock


numbers	hours	minutes
---------	-------	---------

This is the
picture of a
clock.

The clock is on
the wall.

This is the face
of the clock.

It is round.



There are twelve numbers on
the face.

Can you see the two hands of
the clock ?

One hand is long.

The other is short.

The long hand shows the
minutes.

It is the minute-hand.

What does the short hand
show ?

It shows the hours.

It is the hour-hand.

The clock shows the time.

Exercises.

I. Answer the following :—

1. Where is the clock ?
2. Is the face of the clock round ?
3. How many numbers are there on it?
4. How many hands do you see ?
5. What does the long hand show ?
6. Which hand shows the hours ?

II. Fill in the gaps with the right words in brackets :—

1. The — hand shows the minutes.
(short, long)
2. The short hand shows the — .
(hours, minutes)
3. We see twelve — on the face of the clock. (number, numbers)
4. The clock — two hands. (have, has)
5. The clock is — the wall. (on, by, in)

III. Complete the following sentences suitably as shown in the example below:-

e. g. The long hand shows the minutes.
It does not show the hours.

1. The man walks along the road.
He — — run — — .
 2. The crow is thirsty.
It — — hungry.
 3. The bench is very long.
The table — — very long.
 4. Boys sit on benches.
They — — sit on — .
-

PART IV

LESSONS 46—60

(The second half of the second term)

LESSON 46

till	between	halfpast
------	---------	----------

Look at the clock.

What is the time now ?

It is one o'clock.

When do you go to school ?

We go to school at ten o'clock.

We learn our lessons till one o'clock.

We are at home between one o'clock and two o'clock.

We are back again at school in the afternoon.

In the evening we play games.

We play till halfpast five.

We read our lessons till eight o'clock.

Then we go to sleep at half past eight.

*Exercises.***I. Answer the following :—**

1. What time is it now ?
2. When do you get up ?
3. When do you wash your face ?
4. When do boys go to school ?
5. What do they do till one o'clock ?
6. Where are they between one o'clock and two o'clock ?
7. When are they back again at school ?
8. What do they do till halfpast five ?
9. What do they do till eight o'clock ?
10. When do they go to sleep ?

II. Draw clock faces to show the following —

1. twelve o'clock.
2. two o'clock.
3. halfpast four.
4. 9. 20.

In each case say where the two hands are.

e. g. At twelve o'clock the minute hand is at twelve. The hour hand too is at twelve.

III. Fill in the gaps with 'till' or 'between:—

1. We are at school — four.
2. At five the hour hand is — four and six.
3. Gopal is sitting — Rajan and Gopi.
4. The bench is — two desks.
5. The man walks every day — six.
6. Three is — two and four.

LESSON 47

The Clock and the Bell

‘Tick, tock, tick, tock,’

Says the big school clock.

‘Come, come, come’ says the bell;

‘At the end of the day

You may run away and play,

But now you must come to

the bell.’

LESSON 48

give	gave	get	got
------	------	-----	-----

did	did not
-----	---------

This is Mohan's book.

I got it from him yesterday.

He gave it to me yesterday.

Mohan, when did you give me
your book ?

I gave it to you yesterday.

There was a pen on the table.

Did you take it, Gopal ?

Yes, I did, sir. I took it.

Did Ravi take it ?

No, he did not.

Ravi did not take it.

Rama, did you open my drawer ?
No, I did not, sir. I did not
open it.

Did you come to school on
Monday ?

Yes, sir, I came to school on
Monday.

Did your father go to the book-
shop yesterday evening ?

No, my father did not go.

But my brother went to the
shop.

Exercises.

- I. Read as many sentences as you can from
the following table :—

I			me.
We			you.
You	gave a pen	to	him.
He			her.
She			them.
They	got a pen	from	Rajan.
Gopi			Ravi.
Lila			

II. Complete the following sentences as shown in the example below :—

e. g. My father gave me a book.

But he did not give me a pen.

1. I gave him a book yesterday.
But I today.
2. He got a picture from me.
But he from my brother.
3. Gopal took a pencil from the table.
But he from the box.
4. Rani went to her brother's house.
But her sister with her.

III. Answer the following :— (Give both affirmative and negative answers.)

e. g. Did you open the window ?

Yes, I opened the window.

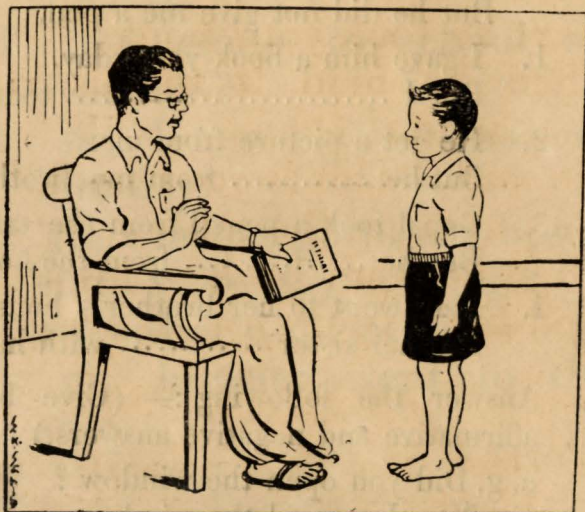
No, I did not open the window.

1. Did you read your lessons ?
 2. Did Venu come to school yesterday?
 3. Did your mother go to the book-shop ?
 4. Did you get a picture from your father ?
 5. Did your brother give you a pen ?
-

LESSON 49

questions

answers



Govind, come to the table.

Take my book.

Hold it up in your right hand.

Say, "This is your book."

Put it on the table.

Go back to your seat.

Now, answer my questions.

What did Govind do first ?

He went to the table.

What did he do next ?

Next he took your book.

Then he held it in his right hand.

He said, "This is your book."

He put it on the table.

Then he went back to his seat.

Yes, boys, your answers are good.

— — —
Exercises

- I. Read a number of commands from the following table :—

Gopal, hold up	the book the blue pencil the long stick Rama's bag your bat	in your right hand. in your left hand.
Gopal, put down	Rama's pen two books	on the desk. on the table.

II. After reading the commands in the table above, answer the question, "What did Gopal do ?"

e. g. Gopal held up the book in his right hand.

He the blue pencil.....
.....

III. Fill in the gaps with suitable words :—

1. First he took up a book.

He — — take up a pen.

2. Next he took up a pen.

He — not — up a pencil.

3. Then he wrote his English lessons.

He — not — his Hindi lessons.

4. He read English well.

But he — — read Hindi well.

LESSON 50

had

key

loved



Rani's father was in Delhi last week.

He went there last month.

Yesterday he came here.

He came back by train.

He came home in a car.

It was halfpast five in the evening.

He had a small box.

He gave it to his daughter Rani.

He gave her the key too.

She opened it with the key.

There were some toys in it.

She jumped for joy.

They were good toys.

Rani showed them to her mother.

She loved them very much.

The little girl was happy.

Exercises

I. Answer the following :—

1. Where was Rani's father last week ?
2. When did he go there ?
3. When did he come here ?
4. How did he come home ?

5. What had he with him ?
6. Who got the box from him ?
7. Did he give the key too ?
8. How did she open it ?
9. Where there toys in it ?
10. Did she show them to her mother ?

II. Read as many sentences as you can from the following table ?

I		my picture		him.
You				me.
He	showed	your pen	to	us.
She		his book		her.
Rani				you.
				them.
				Gopi.

III. Re-arrange the words so as to make good sentences :—

1. in it / were / there / some toys.
2. the key / too / he gave / to her.
3. was / happy / the little girl.
4. in the evening / halfpast five / it was.
5. a small box / had / he.
6. by train / back / he came.

LESSON 51

The Monkey and the Boys.



One day some boys were going
to school.

They were thirsty.

There was no water.

They saw a tree by the road.

It was a coconut tree.

A monkey was sitting in the
tree.

One boy picked up a little stone.
He threw it at the monkey.
The monkey did not see it.
Another boy too threw a stone
at the monkey.
Now the monkey saw it.
He was angry.
He pulled off some coconuts.
He threw them at the boys.



The boys picked up the
coconuts.

They opened the coconuts

They drank the sweet water in
them.

They laughed at the monkey.

—

Exercises

I. Answer the following :—

1. Where were the boys going ?
2. Were they thirsty ?
3. What did they see by the road ?
4. Was it a coconut tree ?
5. What was sitting in it ?
6. What did one of the boys do ?
7. Did the monkey see it ?
8. What made the monkey angry ?
9. What did he do ?
10. What did the boys get ?

II. (a) Pick out from the story the words that show what the monkey did.

(b) Pick out the words that show what the boys did ?

III. Read the story in the present tense, making suitable changes.

IV. Fill in the gaps with suitable words from the story :—

1. The boys were — .
2. There was — water.
3. It was a — tree.
4. One boy picked up a — stone.
5. The monkey was — .
6. The boys drank the — water.
7. They — at the monkey.

✓ LESSON 52



A little girl went all alone
Into a room one day.
A rat came out and ran about,
And the little girl ran away.

LESSON 53

shall	will	be
-------	------	----

to-morrow	zoo
-----------	-----

To-morrow is Sunday.

My father will take me to the
zoo.

He will take my little sister too.

We shall all go by bus.

We shall be at the zoo by 4.30
in the evening.

Father will show us the birds
and animals.

There are many kinds of birds
and animals in the zoo.

We shall take some fruit with us.



We shall give it to the birds.
We shall not go near them.

A man will take the fruit from us.
He will give it to the birds and
animals.

We shall be in the zoo for two
hours.

We shall come back home
at 6.30.

Exercises

- I. Fill in the gaps with 'will' or 'shall' :—
1. My father — take me to the zoo.
 2. He — take my little sister too.
 3. We — all go by bus.
 4. We — take some fruit with us.
 5. We — give it to them.
 6. A man — take the fruit from us.
 7. We — be in the zoo for two hours.
 8. Father — take us back home.

II. Read as many sentences as you can from the following table :—


Today	was	Sunday.
To-morrow	is	Monday.
Yesterday	will be	Tuesday.
		Wednesday.
		Thursday.
		Friday.
		Saturday.

III. Answer the following :—

1. What is today ?
2. When will your father take you to the zoo ?
3. Shall you go by bus ?
4. What will father show you ?
5. What are there in the zoo ?
6. What will you take with you ?
7. Shall you go near the birds ?
8. Who will give the fruit to the birds and animals ?
9. How long will you be in the zoo ?
10. When will you come back home ?

LESSON 54

The Sun, Moon and Stars.



The sun is in the sky.

He rises in the east.

It is morning then.

He goes up and up in the sky.

He is over our heads at midday.

Then he goes down and down.

He sets in the west.

It is then evening

He shines all day.

We cannot see him at night.

We see the moon and stars at
night.

We do not see them by day.



Exercises

I. Answer the following :—

1. Where is the sun ?
2. Where does he rise ?
3. What does he do then ?
4. Where is he at midday ?
5. When does he set ?
6. Can you see him at night ?
7. What can you see at night ?
8. Do you see them by day ?

II. Match the following in the right way :—

1. The sun	up and up.
2. He rises	at night.
3. He sets	all day.
4. We do not see him	is in the sky.
5. He shines	in the east.
6. He goes	in the west.

III. Fill in the gaps with the right words from the brackets :—


1. The sun rises — the east. (on, in)
2. We see the sun — day. (in, by)
3. We — see him at night. (can, cannot)
4. The moon — at night. (shine, shines)
5. The stars — not shine by day. (does, do)

IV. Change small letters into capitals where necessary :—

1. he can see the sun.
2. He is a boy and i am a girl.
3. I can see a map of india.
4. rajan and rani are in delhi.
5. whose pen is this? is it gopal's pen?

LESSON 55

The Cow.



You see a cow in this picture.

It has four legs and a tail.

It eats grass.

It likes good green grass.

It gives us milk.

Milk is white and sweet.

It is a good food.

We all like it very much.

Some people keep cows for their
milk.

Last year we had another cow.

It gave good milk.

It ate green grss.

We kept it for six months.

We liked that cow very much.

There are cows in many
countries.

Exercises

I. Answer the following :—

1. What do you see in this picture ?
(Show the picture.)
2. How many legs has the cow ?
3. Has it a tail ?
4. What does it like ?
5. What does it give us ?

6. What colour is milk ?
7. Is it sweet ?
8. Is milk a good food ?
9. Do people keep cows ?
10. Are there cows in many countries ?

II. Read as many sentences as you can from the following table :—

I			
We			
You	keep	cows	for their milk.
He			
She			
They	keeps	a cow	for its milk.
Men			

III. Read the following sentences in the past tense:—

1. I have a cow.
 2. It eats grass.
 3. It gives much milk.
 4. I like it very much.
 5. I keep it for its good milk.
-

LESSON 56

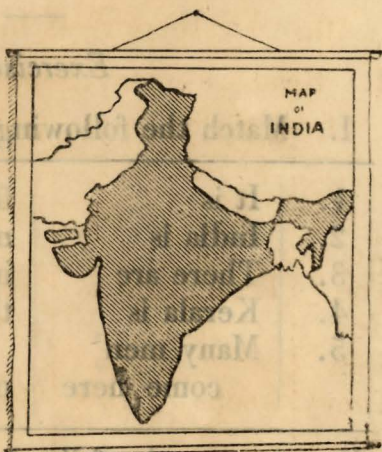
north	south
-------	-------

Look at this
map.

It is a map of
India.

India is our
country.

It is very big.



There are many states in India.

We live in Kerala State.

It is in South India.

It is a lovely land.

Many people come here from
North India.

They come from other countries
too.

They love our Kerala State.

Exercises

I. Match the following in the right way:—

1.	It is	from North India.
2.	India is	many states in India.
3.	There are	in South India.
4.	Kerala is	the map of India.
5.	Many men come here	our country.

II. Answer the following :—

1. Do you see the map of India ?
(Put it on the wall.)
2. Which is our country ?
3. Is India a big country ?
4. Where is Kerala ?
5. What is Kerala ? Name two other states.
6. Are there many states in India ?
7. Is Kerala a lovely land ?
8. Do you love it ?


III. Read as many sentences as you can from the following :—

It is	a map	of	India
It is not	a picture		a cow Kerala a tree

IV. Put in 'my', 'your', 'his', 'her' or 'their'.

1. This is Rani. She writes with — Pencil.
2. I am looking at Rama. I can see — cap.
3. Rajan and Ravi are brothers. I know — father.
4. Gopi, you have a book. Please give me — book.
5. I have a pen. I shall give you — pen.

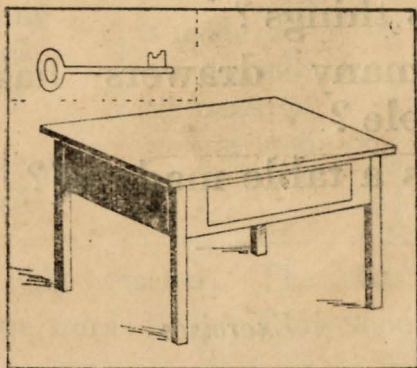
LESSON 57



Hickety, pickety,
My black hen,
She lays eggs
For gentlemen,
Sometimes two
And sometimes ten.
Hickety, pickety,
My black hen.

LESSON 58

The Table.



This is our teacher's table.

It has four legs.

It has a drawer.

Our teacher keeps his books,
pen, pencils and other
things in the drawer.

The drawer has a lock.

It has a key.

The table is made of wood.

But the lock and key are made of metal.

Where does the teacher keep his things ?

How many drawers has this table ?

What is a table made of ?

—

Exercises

I. Answer the following :—

1. How many legs has our teacher's table ?
2. Has it a drawer ?
3. Where does our teacher keep his things ?
4. Has the drawer a lock ?
5. Has it a key ?
6. What is the table made of ?
7. What are the lock and key made of ?
8. Has every class-room a table ?

II. Read as many sentences as you can from the table below :—

The table		
The chair	is made of	paper.*
The lock	is not made of	wood.
The key	are made of	metal.
Books	are not made of	rubber.*
Some cups		
The ball		

* To the teacher. The class may use these words if they know them.

III. Put the words in right order to make sentences :—

1. wood / made of / is / the table.
2. a drawer / has / this table.
3. keeps / our teacher / in the drawer / his things.
4. made of / what / a table / is ?
5. Our teacher's table / is / very long / not.

LESSON 59

Numbers.

Boys come to school in the morning.

Girls also come to school in the morning.

The first bell rings at 9.50 in the morning.

All go to their seats.

The second bell rings at ten.

The teacher says, "Numbers, please".

The boys say their numbers then.

1 one

5 five

2 two

6 six

3 three

7 seven

4 four

8 eight

9	nine	20	twenty.
10	ten	21	twenty-one
11	eleven	22	twenty-two
12	twelve	23	twenty-three
13	thirteen	24	twenty-four
14	fourteen	25	twenty-five
15	fifteen	26	twenty-six
16	sixteen	27	twenty-seven
17	seventeen	28	twenty-eight
18	eighteen	29	twenty-nine
19	nineteen	30	thirty

How many boys are there in this class ?

There are thirty boys in this class ?

40	forty	70	seventy
50	fifty	80	eighty
60	sixty	90	ninety
	100	A hundred.	

Exercises

I. Fill in the gaps with 'before', 'between' or 'after'.


1. Three is — two and four.
2. Six comes — five.
3. Seven is — eight.
4. What is — two and four?
5. Which number comes — ten.
6. Which number is — one and three?

II. Answer the following :—

1. How many boys are there in your class?
2. How many are three and four?
3. How many are ten and twenty?
4. Does eleven come after twelve?
5. Is twenty before or after thirty?

LESSON 60

The Dog and the Bone.



Boys, today I shall tell you a story.

One day a hungry dog got a bone from a house.

It ran off with it.

It came to a river.

There was a bridge over the river.

The dog went on to the bridge.

What did the dog get?

What was there over the river?

It came to the middle of the
bridge.

It looked into the water.

There it saw another dog.

That dog too had a bone in its
mouth.

Now the dog on the bridge
looked at it.

It had one bone.

It wanted the other bone too.

It opened its mouth.

Its bone fell into the water.

The dog went away without any
bone.

What did the dog see in the
water?

How did its bone fall into the
water?

Exercises

I. Answer the following :—

1. What did the hungry dog get?
2. What did the dog do with it?
3. Did it come to a river?
4. What was there over the river?
5. Where did the dog look?
6. What did it see in the water?
7. What did the other dog have in its mouth?
8. What did the dog on the bridge want?
9. Did the dog open its mouth?
10. Did the bone in its mouth fall down?

II. Read the story in the present tense making suitable changes where necessary.

Begin like this :—

One day a hungry dog gets a bone.

III. Re-arrange the words so as to make good sentences :—

1. a bridge / there was / over the river.
2. into the water / looked / the dog.
3. to / it wanted / the other bone.
4. without any bone / went away / the dog.
5. the story / do / you like ?

IV. Fill in the gaps with the right words from the brackets :—


1. One day a dog—a bone. (get, got)
2. It ran—with it. (of, off)
3. It—to a river. (come, came)
4. There—a bridge. (is, was)
5. The dog—into the water. (looked, look)
6. It—another dog. (see, saw)
7. It opened—mouth. (it, its)
8. The bone—into the water. (fell, fall)

PART V

LESSONS 61—70

(The third term. It is expected that revision of the whole book will also be undertaken in the third term.)

LESSON 61



What can you see in this picture?

A woman is coming out of the house.

She has a pot under her left arm.

She is going to the well for water.

Another woman is at the well.

She is drawing water from the well.

We can see two pots near the well.

There is water in them.

One pot is full. The other is not.

We can see some trees near the house.

A little boy and girl are playing.

The boy is jumping.

The girl is running.

What is there in the pots. ?

What can we see near the house ?

Exercises

- I. Read as many sentences as you can from the following table :—

The man	was coming was not coming	out of the house.
The woman	were coming were not coming	
The men	was going was not going	into the house.
The women	were going were not going	

II. Answer the following :—

1. What do you see in this picture ?
(Show the picture.)
2. What has she under her left arm ?
3. What has she under her right arm ?
4. Is there another woman at the well ?
5. What is she doing ?
6. How many pots can we see near the well ?
7. Are the two pots full ?
8. Who are playing near the well ?
9. What is the boy doing ?
10. Is the girl too jumping ?

III. 'Sita's mother is drawing water from the well.'

Frame as many questions as you can about this sentence.

✓ LESSON 62 P.



Are you sleeping, are you
sleeping,

Mary John, Mary John ?

Hark! the bells are ringing,

Hark! the bells are ringing,

Ding, ding, dong! Ding ding
dong!

LESSON 63

The Giant and the Boy.

Once there was a giant.
He was a very big man.

He had
big arms
and legs.

This giant
killed many
men every
day.

One day a
boy went to
him.

He was
very small.

He said to the giant, "Here I
am. I am your food for
today. But a big man stopped
me on the way. I ran away
from him."



The giant was angry. He said,
“Who is that big man ?
Show him to me. I will kill him
now.”

The boy took him to a deep well.
It was full of water.

“The big man is in the well.
Look in,” said the boy.

The giant looked into the well.
He saw his face in the water.
He said, “There is the other
giant.” He jumped into
the well. He fell into the
water.

That was the end of him.

Exercises

I. Answer the following :—

1. Was the giant very big ?
2. What did he do every day ?
3. Who went to him one day ?
4. What did he say to the giant ?
5. What did the giant say ?
6. Where did the boy take the giant ?
7. Was the well deep ?
8. Was it full of water ?
9. What did the giant see in the water ?
10. Did he jump into the well ?

II. Read the story in the present tense making suitable changes.

III. Read as many sentences as you can from the following table :—

My brother	takes	me	to school.
Your father		you	
	does not take	him	to the zoo.
His sister		her	
		them	

IV. Match the following properly so as to make a short story :—

1. Once a giant	took him to a deep well.
2. A small boy	the end of him.
3. The boy	saw his face in the water.
4. The giant	jumped into the well.
5. He	went to the giant one day.
6. That was	killed many men.

LESSON 64

Gandhiji.

This is a picture of Gandhiji.

People called him Bapu.

‘Bapu’ is the Hindi word for ‘Father’.

His full name is Mohandas Karamchand Gandhi.

He was a great man.

He loved little boys and girls.



He played with them.

He told them stories.

In this picture you can see Bapu
with a little boy.

Bapu is old.

He has a stick in his hand.

He is holding one end of the
stick.

The boy is holding the other
end.

He is pulling the stick.

Bapu and the boy are playing.

They are laughing.

*Exercises***I. Answer the following :—**

1. What did people call Gandhiji ?
2. What is the Hindi word for father ?
3. What is his full name ?
4. Was he a great man ?
5. Did he love little boys and girls ?
6. How do you know that ?
7. Is Bapu old in this picture ?
8. What is the boy doing ?
9. What are Bapu and the boy doing ?
10. Did people love him ?

II. Fill in the gaps with suitable opposites :—

1. My book is new.
But his book is.....
2. The wall is white.
Ink is.....
3. The bench is long.
But the table is.....
4. My school is big.
But my house is.....

III. Read the example given below. Give there groups of sentences as shown in the example :—

e. g. There are two pupils.

One is a boy.

The other is a girl.

1.two pencils.

2.two houses.

3.two trees.

LESSON 65

fingers	pleased
---------	---------

One day our headmaster came to our class.

We stood up.

He said, "Good morning, boys."

We said, "Good morning, sir."

We had our English lesson.

He asked us some questions.

These were his questions :—

How many fingers have you on
each hand ?

Show me your fingers.

Are your fingers clean, Gopal ?

Is there ink on your fingers,
Rajan ?

Yes, there is. Go and wash
your fingers.

Now, Rajan, come back.

Are your fingers clean now ?

Yes, they are. They are clean.
Good!

Go and sit down.

He asked some other questions.

What is today ?

Which day is between Monday
and Wednesday ?

Which day comes after Saturday?

Which day is before Tuesday?

We all answered his questions.

He was pleased.

Exercises

- I. Read as many questions as you can from the following table and answer them :—

How many	hands	has	I ?
	fingers		you ?
	legs		he ?
	noses		she ?
	mouths	have	each boy ?
	arms		each girl ?
	eyes		each man ?
	ears		each woman ?

- II. Read one sentence using each of the following words :—

1. hold — holding — held
2. take — taking — took
3. eat — eating — ate
4. touch — touching — touched
5. walk — walking — walked

III. There was ink on Govind's fingers.

His teacher said, 'Go and wash your fingers.' Govind washed his fingers with soap and water.

Ask as many questions as you can so as to get the sentences given above as answers.

IV. Frame four questions each beginning with 'Which'.

V. Complete the following sentences suitably :—

e. g. Orange is the name of a fruit.

1. Rama.....

2. Rani.....

3. Table.....

4. India.....

5. Crow.....

—

LESSON 66

plantains

oranges

mangoes



A Fruit Shop.

Look at this picture.

What is it a picture of?

It is a picture of a fruit shop.

There are many kinds of fruit here.

We can see plantains, oranges, and mangoes.

They are in baskets.

The shopman is sitting near a basket.

His little son is sitting behind it.

This basket is full of oranges.

That basket is full of mangoes.

A man is standing by the shopman.

He is getting fruit.

The shopman says, "These mangoes are ten for a rupee. Those oranges are eight for a rupee."

"Thank you. I shall take four oranges. My little son likes oranges very much. Here is half a rupee."

The man gives half a rupee to the shopman.

He gets four oranges for it.

He puts them in a bag and walks home.

Exercises

I. Answer the following :—

1. What do you see in this picture ?
(Show the picture.)
2. How many kinds of fruit can you see ?
3. Give the names of three kinds of fruit.
4. Where are the plantains, oranges and mangoes ?
5. Where is the shopman sitting ?
6. Who is that behind the basket ?
7. What is one of the baskets full of ?
8. Do you see a man standing by the shopman ?

9. What is he getting ?
10. What does the shop man say ?
11. How many oranges does the shop-man give for half a rupee ?
12. What does the man do with the oranges ?

II. Put 'a' or 'an' before the following words :—

orange inkpot rupee ear

mango umbrella eye arm

III. Read as many sentences as you can from the following table :—

I	is		me.
You		in front of	you.
He	am	behind	him.
She			her.
They	are		them.
The wall			the teacher.

✓ LESSON 67 (P)

Poor old Joe

Has nowhere to go.

He walks all day

Along the way,

Begging anything he can,

Anything he can.

Poor old beggar man !

Poor old beggar man !

—

LESSON 68

The Bird on the Tree.

There is a bird on the tree.

It is a crow

The bird on the tree is a crow.

There is something on the table.

What is the thing on the table?

It is Rama's box.

There is a pen in my hand.

It is a good pen.

The pen in my hand is good.

There is a picture on the wall.

Is it a new picture?

The picture on the wall is new.

Rani's toys are under the table.

The toys under the table are

Rani's.

Exercises

I. Read as many questions as you can from the following table :—

What is the	book	in your hand ?
	map	on the wall ?
	picture	on the table ?
	tree	in the garden ?
	fruit	in the basket ?
	bird	on the tree ?
	thing	under the table ?

II. After reading the questions from the table above answer them as shown below :—

e. g. The book in my hand is an English book.

III. Complete the following sentences as shown below :—

e. g. I am a boy ;

I am not a man.

1. Shri P. K. Mohan is a man.

He.....

2. Lila is a girl.

She.....

3. This is a ball.
It.....
 4. This is a picture of Gandhiji.
It.....
 5. It is a coconut tree.
It.....
-

LESSON 69

make	year	live
------	------	------

Who is that boy in the head-
master's room ?

It is Jayan.

Do you know him ?

Yes, I do. I know him.

He is in my class.

He is twelve years old.

He lives near our house.

He lives with his father and
mother.

He has two brothers and a little
sister.

The two brothers are pupils of
our school.

The little sister is only three
years old.

She does not go to school.

She is at home.

She plays with her toys.

She makes her mother happy.

Exercises

I. Answer the following :—

1. Do you know Jayan ?
2. Is he in your class ?
3. How old is he ?
4. Where does he live ?
5. Does he live with his father and mother ?
6. How many brothers and sisters has he ?
7. Are his brothers pupils of your school ?
8. How old is his little sister ?
9. Does she go to school ?
10. What does she do at home ?

II. Read as many questions as you can from the following table :—

Do you		our Prime Minister ?
Does he		your teacher ?
Do they		your school ?
	know the name of	your headmaster ?
		that bird ?
		that tree ?
		(Show these)

III. After reading the questions from the table above answer them as shown below :— (Give both affirmative and negative answers.)

e. g. Yes, I do. I know the name of our Prime Minister.

No, I don't. I do not know the name of our Prime Minister.

IV. Put 'I' in place of 'he' and read the lesson making the necessary changes.

V. Read the lesson in the past tense.

LESSON 70

REVISION

1. What is this, a map or a picture ?
 2. What colour is chalk ?
 3. Is milk white ?
 4. Can you tell a story ?
 5. What am I standing near ?
 6. What do you drink out of ?
 7. What are the boys looking at ?
 8. Whose cap is that ?
 9. Is Kerala in North India or in South India ?
 10. What do you do with your eyes ?
 11. When did you get up yesterday ?
 12. Where did Ravi put his pen ?
 13. How many questions did you answer ?
 14. How many rupees did you get from your father ?
 15. Who taught you last year ?
 16. Which book did you give to Gopal ?
 17. Which pen is new, the red one or the blue ?
 18. Did you see the monkeys in the zoo ?
 19. How many days make a week ?
 20. Do you know the number of days in a year ?
-